by motor vehicle, in interstate or foreign commerce, over irregular routes, transporting *used household goods*, between points in PA, NJ, DE, NY, MD, CT, and VA, restricted (1) to the transportation of traffic having a prior or subsequent movement, in containers, beyond the points authorized, and (2) to the performance of pickup and delivery service in connection with the packing, crating, or containerization, or the unpacking, uncrating, or decontainerization of such shipments. (Hearing site: Philadelphia, PA.)

MC 146742F, filed April 2, 1979. Applicant: H & F TRUCKING COMPANY, INC., R.R. 4, Mattoon, IL 61938. Representative: Robert W. Gardier, Jr., 100 E. Broad St., Columbus, OH 43215. To operate as a *common carrier*, by motor vehicle, in interstate or foreign commerce, over irregular routes, transporting *general commodities* (except those of unusual value, classes A and B explosives, household goods as defined by the Commission, commodities in bulk, and those requiring special equipment), between points in Champaign, Clark, Clay, Coles, Crawford, Cumberland, Douglas, Edgar, Effingham, Fayette, Jasper, Lawrence, Macon, Moultrie, Piatt, Richland, Shelby, and Vermilion Counties, IL, on the one hand, and, on the other, points in IL. (Hearing site: Chicago, IL.)

[FR Doc. 79-22269 Filed 7-18-79; 8:45 am]
BILLING CODE 7035-01-M

[Volume No. 96]

Permanent Authority Decisions

Decided: June 19, 1979.

The following applications, filed on or after March 1, 1979, are governed by Special Rule 247 of the Commission's *Rules of Practice* (49 CFR section 11000.247). These rules provide, among other things, that a petition for intervention, either in support of or in opposition to the granting of an application, must be filed with the Commission within 30 days after the date notice of the application is published in the **Federal Register**. Protests (such as were allowed to filings prior to March 1, 1979) *will be rejected.* A petition for intervention without leave must comply with Rule 247(k) which requires petitioner to demonstrate that it (1) holds operating authority permitting performance of any of the service which the applicant seeks authority to perform, (2) has the necessary equipment and facilities for performing that service, and (3) has performed service within the scope of the application either (a) for those supporting the application, or, (b) where the service is not limited to the facilities of particular shippers, from and to, or between, any of the involved points.

Persons unable to intervene under Rule 247(k) may file a petition for leave to intervene under Rule 247(l) setting forth the specific grounds upon which it is made, including a detailed statement of petitioner's interest, the particular facts, matters, and things relied upon, including the extent, if any, to which petitioner (a) has solicited the traffic or business of those supporting the application, or, (b) where the identify of those supporting the application is not included in the published application notice, has solicited traffic or business identical to any part of that sought by applicant within the affected marketplace the extent to which petitioner's interest will be represented by other parties, the extent to which petitioner's participation may reasonably be expected to assist in the development of a sound record, and the extent to which participation by the petitioner would broaden the issues or delay the proceeding.

Petitions not in reasonable compliance with the requirements of the rules may be rejected. An original and one copy of the petition to intervene shall be filed with the Commission, and a copy shall be served concurrently upon applicant's representative, or upon applicant if no representative is named.

Section 247(f) provides, in part, that an applicant which does not intend to timely prosecute its application shall promptly request that it be dismissed, and that failure to prosecute an application under the procedures of the Commission will result in its dismissal.

If an applicant has introduced rates as an issue it is noted. Upon request, an applicant must provide a copy of the tentative rate schedule to any protestant.

Further processing steps will be by Commission notice, decision, or letter which will be served on each party of record. *Broadening amendments will not be accepted after the date of this publication.*

Any authority granted may reflect administrative acceptable restrictive amendments to the service proposed below. Some of the applications may have been modified to conform to the Commission's policy of simplifying grants of operating authority.

Findings:

With the exception of those applications involving duly noted problems (e.g., unresolved common control, unresolved fitness question, and jurisdictional problems) we find, preliminarily, that each common carrier applicant has demonstrated that its proposed service is required by the present and future public convenience and necessity, and that each contract carrier applicant qualifies as a contract carrier and its proposed contract carrier service will be consistent with the public interest and the transportation policy of 49 U.S.C. section 10101. Each applicant is fit, willing, and able properly to perform the service proposed and to conform to the requirements of Title 49, Subtitle IV, United States Code, and the Commission's regulations. Except where specifically noted, this decision is neither a major Federal action significantly affecting the quality of the human environment nor a major regulatory action under the Energy Policy and Conservation Act of 1975.

In those proceedings containing a statement or note that dual operations are or may be involved we find, preliminarily and in the absence of the issue being raised by a petitioner, that the proposed dual operations are consistent with the public interest and the transportation policy of 49 U.S.C. section 10101 subject to the right of the Commission, which is expressly reserved, to impose such terms, conditions or limitations as it finds necessary to insure that applicant's operations shall conform to the provisions of 49 U.S.C. section 10930(a) [formerly section 210 of the Interstate Commerce Act.].

In the absence of legally sufficient petitions for intervention, filed within 30 days of publication of this decison-notice (or, if the application later becomes unopposed), appropriate authority will be issued to each applicant (except those with duly noted problems) upon compliance with certain requirements which will be set forth in a notification of effectiveness of the decision-notice. To the extent that the authority sought below may duplicate an applicant's other authority, such duplication shall be construed as conferring only a single operating right.

Applicants must comply with all specific conditions set forth in the grant or grants of authority within 90 days after the service of the notification of the effectiveness of this decision-notice, or the application of a non-complying applicant shall stand denied.

By the Commission, Review Board Number 3, Members Parker, Fortier and Hill.

H. G. Homme, Jr.,

Secretary.

MC 1824 (Sub-86F), filed March 9, 1979. Applicant: PRESTON TRUCKING COMPANY, INC., 151 Easton Blvd., Preston, MD 21655. Representative: Thomas M. Auchincloss, Jr., 918 16th St., NW., Washington, DC 20006. To operate as a *common carrier*, by motor vehicle, in interstate or foreign commerce, over regular routes, transporting *general commodities* (except those of unusual value, classes A and B explosives, household goods as defined by the Commission, commodities in bulk, and those requiring special equipment), serving Williamsburg, VA, and points in Isle of Wight, James City, and York Counties, VA as off-route points in connection with carrier's otherwise-authorized regular-route operations between Baltimore, MD and Norfolk, VA. (Hearing site: Washington, DC, or Norfolk, VA.)

MC 4405 (Sub-597F), filed March 8, 1979. Applicant: DEALERS TRANSIT, INC., 4221 South 68th E. Ave., P.O. Box 236, Tulsa, OK 74101. Representative: Michael E. Miller, 502 First National Bank Bldg., Fargo, ND 58126. To operate as a *common carrier*, by motor vehicle, in interstate or foreign commerce, over irregular routes, transporting (1) *pipe, valves, fittings, and hydrants*, and (2) *parts and accessories* for the commodities named in (1) above, from Birmingham and Bessemer, AL, to points in IL, MI, and WI. (Hearing site: Birmingham, AL.)

MC 8535 (Sub-74F), filed March 12, 1979. Applicant: GEORGE TRANSFER AND RIGGING COMPANY, INCORPORATED, P.O. Box 500, Parkton, MD 21120. Representative: John Guandolo, 1000 Sixteenth St., NW., Washington, DC 20036. To operate as a *common carrier*, by motor vehicle, in interstate or foreign commerce, over irregular routes, transporting *iron and steel articles* (except in bulk), from the facilities of the Weirton Steel Division of National Steel Corporation, at (a) Steubenville, OH, and (b) Weirton, WV, to points in IN. (Hearing site: Pittsburgh, PA, or Washington, DC.)

MC 8535 (Sub-75F), filed March 12, 1979. Applicant: GEORGE TRANSFER AND RIGGING COMPANY, INC., P.O. Box 500, Parkton, MD 21120. Representative: John Guandolo, 1000 Sixteenth St., NW., Washington, DC 20036. To operate as a *common carrier*, by motor vehicle, in interstate or foreign commerce, over irregular routes, transporting (1) *steel pipe, pipe fittings, beams, pilings, rails, railway rails, railway track accessories, bridge and highway railings, pile drivers, and pile extractors*, and (2) *materials, equipment, and supplies* used in the manufacture, installation, dismantling, and distribution of the commodities in (1) above, between the facilities of L. P. Foster Company at Parkersburg and Washington, WV, on the one hand, and, on the other, points in IL, IN, NC, and TN. (Hearing site: Washington, DC.)

MC 13134 (Sub-63F), filed March 14, 1979. Applicant: GRANT TRUCKING, INC., Box 256, Oak Hill, OH 45656. Representative: James M. Burtch, 100 E. Broad St., Suite 1800, Columbus, OH 43215. To operate as a *common carrier*, by motor vehicle, in interstate or foreign commerce, over irregular routes, transporting (1) *iron and steel articles, machinery, plastic articles, and aluminum articles*, and (2) *materials, parts and supplies* used in the manufacture of the commodities in (1) above, and (3) *contractors' equipment and contractors' supplies*, between Neville Island, Warren and Bristol, PA, Baltimore, MD, Birmingham, AL, Des Moines, IA, and Marseilles, IL, on the one hand, and, on the other, points in the United States (except AK and HI), restricted to the transportation of traffic originating at or destined to the facilities of Pittsburgh Des Moines Steel Company. (Hearing site: Columbus, OH, or Pittsburgh, PA.)

MC 14215 (Sub-27F), filed March 9, 1979. Applicant: SMITH TRUCK SERVICE, INC., 1118 Commercial, Mingo Junction, OH 43938. Representative: A. Charles Tell, 100 East Broad St., Columbus, OH 43215. To operate as a *common carrier*, by motor vehicle, in interstate or foreign commerce, over irregular routes, transporting *iron and steel articles*, from the facilities of Jones & Laughlin Steel Corporation, at Alquippa and Pittsburgh, PA, to points in IN and OH. (Hearing site: Pittsburgh, PA.)

MC 18535 (Sub-67F), filed March 12, 1979. Applicant: HICKLIN MOTOR LINE, INC., P.O. Box 377, St. Matthews, SC 29135. Representative: Carroll B. Jackson, 1810 Vincennes Rd., Richmond, VA 23229. To operate as a *common carrier*, by motor vehicle, in interstate or foreign commerce, over irregular routes, transporting *general commodities* (except those of unusual value, classes A and B explosives, and household goods as defined by the Commission), between Wilmington, NC, on the one hand, and, on the other, Charleston, SC, and Savannah, GA, restricted to the transportation of traffic having a prior or subsequent movement by water. (Hearing site: Columbia, SC, or Atlanta, GA.)

MC 26825 (Sub-27F), filed March 9, 1979. Applicant: ANDREWS VAN LINES, INC., P.O. Box 1609, Norfork, NE 68701. Representative: Bradford E. Kistler, P.O. Box 82028, Lincoln, NE 68501. To operate as a *common carrier*, by motor vehicle, in interstate or foreign commerce, over irregular routes, transporting *furniture*, from Burlington, IA, to points in the United States (except AK and HI). (Hearing site: Omaha, NE, or Des Moines, IA.)

MC 26825 (Sub-30F), filed March 11, 1979. Applicant: ANDREWS VAN LINES, INC., Seventh & Park Ave., Box 1609, Norfolk, NE 68701. Representative: J. Max Harding, P.O. Box 82028, Lincoln, NE 68501. To operate as a *common carrier*, by motor vehicle, in interstate or foreign commerce, over irregular routes, transporting *such commodities* as are dealt in or used by manufacturers and distributors of metal tool boxes and utility boxes, tool chests, medical cabinets, benches, and shelves (except commodities in bulk), between the facilities of (1) Waterloo Industries, Inc., at or near (a) Waterloo, IA, (b) Pocahontas, AR, and (c) Sedalia, MO, and (2) Lumidor Manufacturing, Inc., at or near Los Angeles, CA, on the one hand, and, on the other, points in the United States (except AK and HI), restricted to the transportation of traffic originating at the named origins or destined to the indicated destinations. (Hearing site: Omaha, NE, or Des Moines, IA.)

MC 52704 (Sub-210F), filed March 14, 1979. Applicant: GLENN MCCLENDON TRUCKING COMPANY, INC., P.O. Drawer H, LaFayette, AL 36862. Representative: Archie B. Culbreth, Suite 202, 2200 Century Parkway, Atlanta, GA 30345. To operate as a *common carrier*, by motor vehicle, in interstate or foreign commerce, over irregular routes, transporting *metal containers*, from the facilities of Kaiser Aluminum & Chemical Co., at or near Jacksonville, FL, to points in Greenboro, NC. (Hearing site: Atlanta, GA.)

MC 65665 (Sub-19F), filed March 12, 1979. Applicant: IMPERIAL VAN LINES, INC., 2805 Columbia St., Torrance, CA 90503. Representative: Alan F. Wohlstetter, 1700 K St., NW., Washington, DC 20006. To operate as *common carrier*, by motor vehicle, in interstate or foreign commerce, over irregular routes, transporting *potting mixes*, from Hammond, LA, to points in the United States (except AK, HI, and LA). (Hearing site: Los Angeles, CA.)

MC 65895 (Sub-7F), filed March 8, 1979. Applicant: REDDAWAY'S TRUCK LINE, a corporation, 1721 N.W. Northrup Street, Portland, OR 97209. Representative: Lawrence V. Smart, Jr., 419 N.W. 23rd Avenue, Portland, OR 97210. To operate as *common carrier*, by motor vehicle, in interstate or foreign commerce, over irregular routes, transporting *iron and steel articles*, as described in Appendix V to the report in *Descriptions in Motor Carrier Certificates*, 61 M.C.C. 209 and 766, from the facilities of American Industries, American Steel Building Products, and Pacific Steel Warehouse, at Portland, OR, to points in WA. (Hearing site: Portland, OR.)

MC 72495 (Sub-22F), filed March 14, 1979. Applicant: DON SWART TRUCKING, INC., Box 49, Route 2, Wellsburg, WV 26070. Representative: A. Charles Tell, 100 East Broad St., Columbus, OH 43215. To operate as *common carrier*, by motor vehicle, in interstate or foreign commerce, over irregular routes, transporting (1) *granulated slag*, from the facilities of H. B. Reed & Co., Inc., at or near Cresap, WV, to points in NC and SC; (2) *granulated slag*, in bulk, from the facilties of H. B. Reed & Co., Inc. at or near Cresap, WV, to points in MD, PA (except those in Allegheny, Fayette, Greene, Washington, and Westmoreland Counties, PA), and those points in NY on and west of a line beginning at Oswego, NY and extending along NY Hwy 57 to Syracuse, then along U.S. Hwy 11 to the PA–NY State line; and (3) *iron and steel articles and lumber*, from points in VA, NC, and SC, to points in WV. (Hearing site: Columbus, OH.)

MC 89684 (Sub-105F), filed points March 8, 1979. Applicant: WYCOFF COMPANY, INCORPORATED, 560 South 300 West, Salt Lake City, UT 84110. Representative: Warren A. Goff, 2008 Clark Tower, 5100 Poplar Avenue, Memphis, TN 38137. To operate as *common carrier*, by motor vehicle, in interstate or foreign commerce, over irregular routes, transporting (1) *such commodities* as are dealt in by mail-order houses and retail stores (except commodities in bulk), and (2) *materials, equipment and supplies* used in the manufacturing and distribution of commodities dealt in by mail-order houses and retail stores, between Los Angles, CA, on the one hand, and, on the other, points in UT and NV, restricted in (1) and (2) to the transportation of traffic originating at or destined to the facilities of Sears, Roebuck and Company. (Hearing site: Los Angeles, CA.)

MC 94635 (Sub-7F), filed March 8, 1979. Applicant: INTERSTATE SAND & GRAVEL TRANSPORTATION, INC., 717 Elmer Street, Vineland, NJ 08360. Representative: Terrence D. Jones, 2033 K Street, NW., Washington, DC 20006. To operate as *contract carrier*, by motor vehicle, in interstate or foreign commerce, over irregular routes, transporting *sand, gravel and stone*, (1) from points in Burlington, Camden, Gloucester, Salem, Cumberland, Cape May, and Atlantic Counties, NJ, to points in CT, DE, ME, MD, MA, NH, NY, OH, RI, VT, VA, WV, PA (except points in Bucks, Berks, Lehigh, Lebanon, Lancaster, Chester, Delaware, Montgomery and Philadelphia Counties), and DC, under continuing contract(s) with New Jersey Silica Sand Co., of Millville, NJ, and (2) from Gore, VA, to points in MD, PA, and WV, under continuing contract(s) with Unimim Corp., of Greenwich, CT. (Hearing site: Washington, DC.)

MC 95084 (Sub-105F), filed March 12, 1979. Applicant: HOVE TRUCK LINE, a Corporation, Stanhope, IA 50246. Representative: Kenneth F. Dudley, 611 Church Street, P.O. Box 279, Ottumwa, IA 52501. To operate as a *common carrier*, by motor vehicle, in interstate or foreign commerce, over irregular routes, transporting *such commodities* as are dealt in or used by manufacturers and distributors of agricultural equipment and industrial equipment (except commodities in bulk) between points in the United States (except AK and HI), restricted to the transportation of traffic originating at or destined to the facilities of Kewanee Machinery Division, Chromalloy Farm & Industrial Equipment Co. (Hearing site: Chicago, IL.)

MC 97275 (Sub-35F), filed March 7, 1979. Applicant: ESTES EXPRESS LINES, a Corporation, 1405 Gordon Avenue, Richmond, VA 23224. Representative: Harry J. Jordan, Suite 502 Solar Building, 1000 16th Street, NW., Washington, DC 20036. To operate as a *common carrier*, by motor vehicle, in interstate or foreign commerce, over regular routes, transporting *general commodities* (except those of unusual value, classes A and B explosives, household goods as defined by the Commission, commodities in bulk, and those requiring special equipment) (1) between Winchester, VA, and junction NC Hwy 89, and Interstate Hwy 77, at or near Pine Ridge, NC, from Winchester over Interstate Hwy 81 to junction Interstate 77, then over Interstate Hwy 77 to junction NC Hwy 89 at or near Pine Ridge, NC, and return over the same route, (2) between Winchester, VA, and junction U.S. Hwy 601 and U.S. Hwy 52, at or near Mt. Airy, NC, from Winchester over Interstate Hwy 81 to junction U.S. Hwy 52, then over U.S. Hwy 52 to junction U.S. Hwy 601 at or near Mt. Airy, NC, and return over the same route, (3) between Winchester, VA, and Price, NC, from Winchester, over Interstate Hwy 81 to junction U.S. Hwy 220, then over U.S. Hwy 220 to Price, and return over the same route, (4) between Winchester, VA, and Pelham, NC, from Winchester over Interstate Hwy 81 to junction U.S. Hwy 501, then over U.S. Hwy 501 to junction U.S. Hwy 29, then over U.S. Hwy 29 to Pelham, and return over the same route, (5) between Winchester, VA, and South Boston, VA, from Winchester over Interstate Hwy 81 to junction U.S. Hwy 501, then over U.S. Hwy 501 to South Boston, and return over the same route, (6) between South Boston, VA, and Pelham, NC, from South Boston over U.S. Hwy 58 to junction U.S. Hwy 29, then over U.S. Hwy 29 to Pelham, and return over the same route, (7) between Fairfax, VA, and South Boston, VA, from Fairfax over Interstate Hwy 66 to junction U.S. Hwy 29, then over U.S. Hwy 29 to junction U.S. Hwy 501, then over U.S. Hwy 501 to South Boston, and return over the same route, (8) between Fairfax, VA, and junction Interstate Hwy 81 and U.S. Hwy 211 at or near New Market, VA, from Fairfax over Interstate Hwy 66 to junction U.S. Hwy 211, then over U.S. Hwy 211 to junction Interstate Hwy 81 at or near New Market, for the purposes of joinder only, and return over the same route, (9) between Fairfax, VA, and Pelham, NC, from Fairfax over Interstate Hwy 66 to junction U.S. Hwy 29, then over U.S. Hwy 29 to Pelham, and return over the same route, (10) between North Augusta, SC, and Savannah, GA, from North Augusta over U.S. Hwy 25 to junction U.S. Hwy 80, then over U.S. Hwy 80 to Savannah, and return over the same route, serving no intermediate points, as alternate routes for operating convenience only in (1) through (10) above. (Hearing site: Washington, DC, or Richmond, VA.)

MC 106074 (Sub-94F), filed March 12, 1979. Applicant: B & P MOTOR LINES, INC., Oakland Rd. and U.S. Hwy 221 South, Forest City, NC 28043. Representative: Clyde W. Carver, P.O. Box 720434, Atlanta, GA 30328. To operate as a *common carrier*, by motor vehicle, in interstate or foreign commerce, over irregular routes, transporting *foodstuffs* (except in bulk), from the facilities of Summark, Inc., at

St. Louis, MO, to points in AL, FL, GA, NC, and SC, restricted to the transportation of traffic originating at the named facilities. (Hearing site: St. Louis, MO, or Atlanta, GA.)

Note.—Dual operations may be involved.

MC 106674 (Sub-366F), filed March 8, 1979. Applicant: SCHILLI MOTOR LINES, INC., P.O. Box 123, Remington, IN 47977. Representative: Jerry L. Johnson (same address as applicant). To operate as a *common carrier*, by motor vehicle, in interstate or foreign commerce, over irregular routes, transporting *roofing granules*, from the facilities of GAF Corporation at or near Annapolis, MO, to points in AL, AR, CO, FL, GA, IL, IN, KS, KY, LA, MS, OH, OK, TN, and TX. (Hearing site: Chicago, IL, or Indianapolis, IN.)

MC 106674 (Sub-367F), filed March 8, 1979. Applicant: SCHILLI MOTOR LINES, INC., P.O. Box 123, Remington, IN 47977. Representative: Jerry L. Johnson (same address as applicant). To operate as a *common carrier*, by motor vehicle, in interstate or foreign commerce, over irregular routes, transporting (1) *iron and steel articles*, from the facilities of Northwestern Steel and Wire Company at Rock Falls and Sterling, IL, to points in IA, IN, KY, MI, MN, MO, NE, ND, OH, PA, SD, TN, and WI, and (2) *materials and supplies* used in the manufacture and distribution of iron and steel articles, in the reverse direction. (Hearing site: Chicago, IL, or Indianapolis, IN.)

MC 106674 (Sub-373F), filed March 12, 1979. Applicant: SCHILLI MOTOR LINES, INC., P.O. Box 123, Remington, IN 47977. Representative: Jerry L. Johnson (same address as applicant). To operate as a *common carrier*, by motor vehicle, in interstate or foreign commerce, over irregular routes, transporting (1) *building materials* and *asbestos cement pipe* from the facilities of Johns Manville Sales Corporation, at or near Waukegan, IL, to points in AL, AR, CT, DE, FL, GA, LA, MD, MA, MI, MS, NJ, NY, NC, OK, PA, SC, TX, VA, WV, and DC, and (2) *plastic pipe*, from the facilities of Johns Manville Sales Corporation, at or near Wilton, IA, to points in AL, CT, DE, FL, GA, MD, MA, NJ, NC, SC, VA, WV, and DC, and (3) *insulation board*, (a) from the facilities of Johns Manville Perlite Corporation, at or near Rockdale, IL, to points in CT, DE, WV, MD, MA, MI, NJ, NY, PA, and DC, and (b) from the facilities of Johns Manville Sales Corporation, at or near Alexandria, IN, to MI, OH, and PA. (Hearing site: Chicago, IL, or Indianapolis, IN.)

MC 106674 (Sub-374F), filed March 14, 1979. Applicant: SCHILLI MOTOR LINES, INC., P.O. Box 123, Remington, IN 47977. Representative: Jerry L. Johnson (same address as applicant). To operate as a *common carrier*, by motor vehicle, in interstate or foreign commerce, over irregular routes, transporting *aluminum siding*, from Southfield, MI, to those points in the United States in and east of MN, IA, MO, AR, and LA. (Hearing site: Chicago, IL, or Indianapolis, IN.)

MC 106674 (Sub-375F), filed March 14, 1979. Applicant: SCHILLI MOTOR LINES, INC., P.O. Box 123, Remington, IN 47977. Representative: Jerry L. Johnson (same address as applicant). To operate as a *common carrier*, by motor vehicle, in interstate or foreign commerce, over irregular routes, transporting (1) *acoustical materials* and (2) *materials, equipment, and supplies* used in the manufacture of acoustical materials, between Hagerstown, MD, and Plainfield, IL, on the one hand, and, on the other, those points in the United States in and east of MN, IA, MO, AR, and LA. (Hearing site: Chicago, IL, or Indianapolis, IN.)

MC 106674 (Sub-376F), filed March 16, 1979. Applicant: SCHILLI MOTOR LINES, INC., P.O. Box 123, Remington, IN 47977. Representative: Jerry L. Johnson (same address as applicant). To operate as a *common carrier*, by motor vehicle, in interstate or foreign commerce, over irregular routes, transporting *iron and steel articles*, between Hamilton and Middletown, OH, on the one hand, and, on the other, points in IN, KY, TN, and WV, restricted to the transportation of traffic originating at or destined to the facilities of Southwestern Ohio Steel. (Hearing site: Chicago, IL, or Indianapolis, IN.)

MC 107295 (Sub-908F), filed March 9, 1979. Applicant: PRE-FAB TRANSIT CO., a Corporation, P.O. Box 146, Farmer City, IL 61842. Representative: Mack Stephenson, 42 Fox Mill Lane, Springfield, IL 62707. To operate as a *common carrier*, by motor vehicle, in interstate or foreign commerce, over irregular routes, transporting *treated wood products*, from points in Roane County, WV, Rock Bridge County, VA, Clearfield County, PA, Powell County, KY, and Brunswick County, NC, to those points in the United States in and east of WI, IL, MO, AR, and LA. (Hearing site: Washington, DC.)

MC 107515 (Sub-1217F), filed March 12, 1979. Applicant: REFRIGERATED TRANSPORT CO., INC., P.O. Box 308, Forest Park, GA 30050. Representative: Richard M. Tettelbaum, Fifth Floor, Lenox Towers South, 3390 Peachtree Rd., NE., Atlanta, GA 30326. To operate as a *common carrier*, by motor vehicle, in interstate or foreign commerce, over irregular routes, transporting (1) *bananas*, and (2) *agricultural commodities* which are otherwise exempt from economic regulation under Section 10526(a)(6) (formerly Section 203(b)(6)) of the Interstate Commerce Act, when moving in mixed loads with bananas, from Baltimore, MD, to points in OH, MI, IN, IL, MO, MN, IA, and Louisville, KY. (Hearing site: Washington, DC.)

Note.—Dual operations may be involved.

MC 111545 (Sub-275F), filed March 19, 1979. Applicant: HOME TRANSPORTATION COMPANY, INC., P.O. Box 6426, Station A, Marietta, GA 30065. Representative: Robert E. Born (same address as applicant). To operate as a *common carrier*, by motor vehicle, in interstate or foreign commerce, over irregular routes, transporting *lift trucks, parts for lift trucks, platforms, hydraulic working lifts, and parts for hydraulic working lifts*, from Santa Fe Springs, CA, to those points in the United States in and east of MN, IA, NE, KS, OK, and TX. (Hearing site: Los Angeles, CA, or Washington, DC.)

MC 111545 (Sub-276F), filed March 9, 1979. Applicant: HOME TRANSPORTATION COMPANY, INC., P.O. Box 6426, Station A, Marietta, GA 30065. Representative: Robert E. Born (same address as applicant). To operate as a *common carrier*, by motor vehicle, in interstate or foreign commerce, over irregular routes, transporting (1) *irrigation systems*, and *solar heating and cooling systems*, from Valley, NE, to points in CA, MN, IA, MO, WI, IL, KY, IN, MI, OH, WV, VA, MD, NJ, DE, PA, NY, MA, CT, RI, and TX, and (2) *pipe, tubing, light poles, mast arms, brackets, bases, and transmission poles*, from Valley, NE, to points in CA, MN, IA, MO, WI, IL, KY, IN, MI, OH, WV, VA, MD, NJ, DE, PA, NY, MA, CT, and RI. (Hearing site: Washington, DC, or Atlanta, GA.)

MC 111545 (Sub-283F), filed March 23, 1979. Applicant: HOME TRANSPORTATION COMPANY, INC., P.O. Box 6426, Station A, Marietta, GA 30065. Representative: Robert E. Born (same address as applicant). To operate as a *common carrier*, by motor vehicle, in interstate or foreign commerce, over irregular routes, transporting *iron and steel articles*, from the facilities of Nucor Steel at or near Jewett, TX, to points in CA, NE, KS, OK, MO, AR, IL, TN, LA, MS, AL, and GA. (Hearing site: Houston, TX, or Atlanta, GA.)

MC 113855 (Sub-477F), filed March 28, 1979. Applicant: INTERNATIONAL TRANSPORT, INC., 2450 Marion Road SE., Rochester, MN 55901. Representative: Michael E. Miller, 502 First National Bank Bldg., Fargo, ND 58126. To operate as a *common carrier*, by motor vehicle, in interstate or foreign commerce, over irregular routes, transporting (1) *commodities*, which because of size or weight, require the use of special equipment or special handling, (2) *self-propelled articles* (except passenger automobiles and buses), (3) *machinery*, (4) *parts, attachments and accessories* for (1) through (3) above, and (5) *materials, equipment and supplies* used in the manufacture and distribution of the commodities in (1) through (4) above (except commodities in bulk in tank vehicles), and (6) *metal articles*, between points in ME, NH, and VT, on the one hand, and, on the other, points in the United States (including AK but excluding HI). (Hearing site: Portland, ME.)

MC 114965 (Sub-63F), filed March 9, 1979. Applicant: CYRUS TRUCK LINE, INC., P.O. Box 327, Iola, KS 66749. Representative: Charles H. Apt, 104 South Washington, Iola, KS 66749. To operate as a *common carrier*, by motor vehicle, in interstate or foreign commerce, over irregular routes, transporting *liquified petroleum gas*, in bulk, in tank vehicles, from Ringer Pipeline Terminal, at or near Paola, KS, to points in MO. (Hearing site: Kansas City, MO, or Topeka, KS.)

Note.—The certificate to be issued here shall be limited in points of time to a period expiring 5 years from the date of issuance.

MC 115554 (Sub-20F), filed March 12, 1979. Applicant: SCOTT'S TRANSPORTATION SERVICE, INC., P.O. Box 89B, Hy. 218 and I–80, Rt. 6, Iowa City, IA 52240. Representative: James R. Madler, 120 W. Madison St., Chicago, IL 60602. To operate as a *common carrier*, by motor vehicle, in interstate or foreign commerce, over irregular routes, transporting (1) *refrigerators, refrigeration equipment, electrical equipment, and appliances*, (2) *parts* for the commodities in (1) above, and (3) *materials and supplies* used in the manufacture, repair, and distribution of the commodities in (1) and (2) above, between Fayetteville, TN, on the one hand, and, on the other, points in IN, OH, CA, AZ, WA, ID, NV, OR, MI, IL, WI, and UT. (Hearing site: Memphis, TN, or Chicago, IL.)

MC 115955 (Sub-29F), filed February 15, 1979. Applicant: SCARI'S DELIVERY SERVICE, INC., Arnold Ave. & Skeet Rd., Greater Wilmington Airport, Wilmington, DE 19805. Representative: James W. Patterson, 1200 Western Savings Bank Bldg., Philadelphia, PA 19107. To operate as a *common carrier*, by motor vehicle, in interstate or foreign commerce, over irregular routes, transporting *general commodities* (except those of unusual value, classes A and B explosives, household goods as defined by the Commission, commodities in bulk, those requiring special equipment, and motor vehicles), between Alexandria, VA, and Downingtown, PA, restricted to the transportation of traffic having a prior or subsequent movement by rail in trailer-on-flatcar service. (Hearing site: Philadelphia, PA.)

MC 118224 (Sub-4F), filed March 12, 1979. Applicant: STANDARD FRUIT & VEGETABLE CO., INC., 2111 Taylor St., Dallas, TX 75201. Representative: Lawrence A. Winkle, P.O. Box 455538, Dallas, TX 75245. To operate as a *common carrier*, by motor vehicle, in interstate or foreign commerce, over irregular routes, transporting *bananas*, between Gulfport, MS, and Dallas, TX. (Hearing site: Dallas, TX.)

MC 121454 (Sub-5F), filed March 12, 1979. Applicant: WALSH MESSENGER SERVICE, INC., 4 Third Ave., Garden City Park, New York, NY 11040. Representative: Morton E. Kiel, Suite 6193, 5 World Trade Center, New York, NY 10048. To operate as a *common carrier*, by motor vehicle, in interstate or foreign commerce, over irregular routes, transporting *general commodities* (except classes A and B explosives, household goods as defined by the Commission, commodities in bulk, and those requiring special equipment), between New York, NY, and points in Nassau, Suffolk and Westchester Counties, NY, on the one hand, and, on the other, points in CT, DE, MA, MD, NJ, NY, RI, PA, and DC, restricted against the transportation of packages or articles weighing in the aggregate more than 500 pounds from one consignor to one consignee on any one day. (Hearing site: New York, NY.)

Note.—Applicant states that it now holds general commodities authority with the usual and certain specific exceptions limited to shipments of 100 pounds in aggregate weight. This application is being submitted pursuant to the special procedure outlined in Ex Parte MC–98, *New Procedures in Motor Carrier Restructuring Proceedings*, decided March 20, 1978 to eliminate the above restrictions and secure authority as a small shipment carrier.

MC 123054 (Sub-26F), filed March 12, 1979. Applicant: R & H CORPORATION, 295 Grand Ave., Box 469, Clarion, PA 16214. Representative: William J. Lavelle, 2310 Grant Bldg., Pittsburgh, PA 15219. To operate as a *common carrier*, by motor vehicle, in interstate or foreign commerce, over irregular routes, transporting *glass containers, closures of glass containers*, and *fiberboard boxes*, (1) from (a) Keyser, WV, and (b) the facilities used by Chattanooga Glass Company in MD and PA to points in OH, MI, and those points in PA and NY on and west of Interstate Hwy 81, and (2) from (a) Mount Vernon, OH, and (b) the facilities used by Chattanooga Glass Company, in OH, to points in PA, NY, NJ, MD, DE, VA, WV, and DC, restricted in (1) and (2) above to the transportation of traffic originating at the named origins and destined to the indicated destinations. (Hearing site: Pittsburgh, PA, or Washington, DC.)

MC 123744 (Sub-50F), filed March 8, 1979. Applicant: BUTLER TRUCKING COMPANY, a corporation, P.O. Box 88, Woodland, PA 16881. Representative: Christian V. Graf, 407 North Front Street, Harrisburg, PA 17101. To operate as a *common carrier*, by motor vehicle, in interstate or foreign commerce, over irregular routes, transporting *refractories*, from the facilities of Freeport Brick Company, at Freeport, Creighton, and Reesedale, PA, to ports of entry on the international boundary line between the United States and Canada, in NY and MI. (Hearing site: Washington, DC, or Harrisburg, PA.)

Note.—Dual operations may be involved.

MC 124174 (Sub-134F), filed March 6, 1979. Applicant: MOMSEN TRUCKING CO., a corporation, 13811 "L" St., Omaha, NE 68137. Representative: Karl E. Momsen (same address as applicant). To operate as a *common carrier*, by motor vehicle, in interstate or foreign commerce, over irregular routes, transporting *fiberboard containers and pulpboard containers*, from Butler, IN, to points in CO, IA, KA, MN, MO, ND, SD, NE, and WI. (Hearing site: Chicago, IL, or Detroit, MI.)

MC 124174 (Sub-136F), filed March 16, 1979. Applicant: MOMSEN TRUCKING CO., a corporation, 13811 "L" St., Omaha, NE 67137. Representative: Karl E. Momsen (same address as applicant). To operate as a *common carrier*, by motor vehicle, in interstate or foreign commerce, over irregular routes, transporting (1) *pipe, fittings, valves, and hydrants*, and (2) *accessories*, for the commodities in (1) above, from the facilities of Clow Corporation, at or near Columbia, MO, to those points in the United States in and east of ND, SD, NE, KA, OK, and TX. (Hearing site: Chicago, IL, or Omaha, NE.)

MC 125335 (Sub-52F), filed March 8, 1979. Applicant: GOODWAY TRANSPORT, INC., P.O. Box 2283, York, PA 17405. Representative: Gailyn L. Larsen, P.O. Box 82816, Lincoln, NE 68501. To operate as a *common carrier*, by motor vehicle, in interstate or foreign commerce, over irregular routes, transporting *petroleum, petroleum products, vehicle body sealers, and deadener compound* (except in bulk), and *filters*, from Congo and St. Marys, WV, to points in AL, AR, GA, FL, MS, NC, OK, SC, TN, and TX. (Hearing site: Pittsburgh or Harrisburg.)

MC 128555 (Sub-30F), filed March 1, 1979. Applicant: MEAT DISPATCH, INC., 2103 17th Street, East, Palmetto, FL 33561. Representative: Robert D. Gunderman, 710 Statler Building, Buffalo, NY 14202. To operate as a *contract carrier*, by motor vehicle, in interstate or foreign commerce, over irregular routes, transporting (1) *such commodities* as are dealt in or used by grocery and food business houses, and (2) *materials and supplies* used in the manufacture, sales, and distribution of the commodities in (1) above, (except commodities in bulk, in tank vehicles), between points in the United States (except AK and HI), restricted to the transportation of traffic originating at or destined to the facilities of The R. T. French Company, under continuing contract(s) with The R. T. French Company, of Rochester, NY. (Hearing site: Buffalo, NY.)

MC 129994 (Sub-33F), filed March 21, 1979. Applicant: RAY BETHERS TRUCKING, INC., 176 West Central Avenue, Murray, UT 84107. Representative: Lon Rodney Kump, 333 East Fourth South, Salt Lake City, UT 84111. To operate as a *common carrier*, by motor vehicle, in interstate or foreign commerce, over irregular routes, transporting (1) *roofing materials and insulating materials*, and (2) *materials and supplies* used in the installation of the commodities in (1) above, from the facilities of GAF Corporation, at or near Denver, CO, to points in AZ, CA, and NV. (Hearing site: Denver, CO, or Salt Lake City, UT.)

MC 133095 (Sub-251F), filed March 14, 1979. Applicant: TEXAS–CONTINENTAL EXPRESS, INC., P.O. Box 434, Euless, TX 76039. Representative: Ralph B. Matthews, P.O. Box 872, Atlanta, GA 30301. To operate as a *common carrier*, by motor vehicle, in interstate or foreign commerce, over irregular routes, transporting *glass containers*, from Vienna, WV, Joliet, IL, and Coventry, RI, to points in the United States (except AK and HI). (Hearing site: Philadelphia, PA, or Atlanta, GA.)

MC 133194 (Sub-7F), filed March 8, 1979. Applicant: WOODLINE MOTOR FREIGHT, INC., Highway 64 East, Russellville, AR 72801. Representative: Charles J. Lincoln, II, 1550 Tower Building, Little Rock, AR 72201. To operate as a *common carrier*, by motor vehicle, in interstate or foreign commerce, over regular routes, transporting *general commodities* (except those of unusual value, classes A and B explosives, household goods as defined by the Commission, commodities in bulk, and those requiring special equipment), between Alma and Bentonville, AR, over U.S. Hwy 71, serving all intermediate points. (Hearing site: Fort Smith, AR.)

Note.—Applicant indicates intentions to tack with existing authority.

MC 133194 (Sub-8F), filed March 8, 1979. Applicant: WOODLINE MOTOR FREIGHT, INC., Highway 64 East, Russellville, AR 72801. Representative: Charles J. Lincoln, II, 1550 Tower Building, Little Rock, AR 72201. To operate as a *common carrier*, by motor carrier, in interstate or foreign commerce, over regular routes, transporting *general commodities* (except those of unusual value, classes A and B explosives, household goods as defined by the Commission, commodities in bulk, and those requiring special equipment), between Menifee, AR, and Memphis, TN, over Interstate Hwy 40, serving no intermediate points. (Hearing site: Little Rock, AR.)

Note.—Applicant indicates intentions to tack with existing authority.

MC 133655 (Sub-143F), filed March 12, 1979. Applicant: TRANS-NATIONAL TRUCK, INC., P.O. Box 31300, Amarillo, TX 79120. Representative: Warren L. Troupe, 2480 E. Commercial Blvd., Fort Lauderdale, FL 33308. To operate as a *common carrier*, by motor vehicle, in interstate or foreign commerce, over irregular routes, transporting *such commodities* as are dealt in or used by manufacturers and distributors of floor coverings, between Cerritos and City of Industry, CA, on the one hand, and, on the other, points in CO, NM, OK, and TX. (Hearing site: Chicago, IL.)

MC 134064 (Sub-23F), filed March 9, 1979. Applicant: INTERSTATE TRANSPORT, INC., 1820 Atlanta Hwy., Gainesville, GA 30501. Representative: Charles M. Williams, 350 Capitol Life Center, 1600 Sherman St., Denver, CO 80203. To operate as a *common carrier*, by motor vehicle, in interstate or foreign commerce, over irregular routes, transporting *frozen foods*, from the facilities of Foodways National, Inc., at or near Wethersfield and Hartford, CT, to points in PA, MD, NJ, NY, DE, VA, GA, FL, OH, MI, IL, MN, and DC. (Hearing site: Hartford, CT, or Washington, DC.)

MC 134064 (Sub-25F), filed March 13, 1979. Applicant: INTERSTATE TRANSPORT, INC., 1600 Highway 129 South, Gainesville, GA 30501. Representative: Charles M. Williams, 350 Capitol Life Center, 1600 Sherman St., Denver, CO 80203. To operate as a *common carrier*, by motor vehicle, in interstate or foreign commerce, over irregular routes, transporting *meat, meat products, meat byproducts, and articles distributed by meat-packing houses*, as described in sections A and C of Appendix I to the report in *Descriptions in Motor Carrier Certificates*, 61 M.C.C. 209 and 766 (except hides and commodities in bulk), from the facilities of Shapiro Packing Company, at or near Augusta, GA, to those points in the United States in and east of LA, AR, MO, IA, and MN, restricted to the transportation of traffic originating at the named origin. (Hearing site: Atlanta or Augusta, GA.)

MC 134574 (Sub-31F), filed March 9, 1979. Applicant: FIGOL DISTRIBUTORS LIMITED, P.O. Box 6298, Station "C", Edmonton, AB, Canada T5B 4K6. Representative: Ray F. Koby, P.O. Box 2567, Great Falls, MT 59403. To operate as a *common carrier*, by motor vehicle, in foreign commerce only, over irregular routes, transporting *nickel*, in containers, from ports of entry on the international boundary line between the United States and Canada in MT, ID, and WA, to points in AZ, CO, ID, NV, and UT. (Hearing site: Great Falls, MT.)

MC 134574 (Sub-32F), filed March 9, 1979. Applicant: FIGOL DISTRIBUTORS LIMITED, P.O. Box 6298, Station "C", Edmonton, AB, Canada T5B 4K6. Representative: Ray F. Koby, P.O. Box 2567, Great Falls, MT 59403. To operate as a *common carrier*, by motor vehicle, in foreign commerce only, over irregular routes, transporting *fertilizer and fertilizer ingredients*, in bags, from ports of entry on the international boundary line between the United States and Canada in ND, MT, ID, and WA, to points in CO, ID, NV, NM, ND, OR, SD, UT, WA, and WY. (Hearing site: Great Falls, MT.)

MC 134574 (Sub-33F), filed March 12, 1979. Applicant: FIGOL DISTRIBUTORS LIMITED, P.O. Box 6298, Station "C", Edmonton, AB, Canada T5B 4K6. Representative: Ray F. Koby, P.O. Box 2567, Great Falls, MT 59403. To operate

as a *common carrier*, by motor vehicle, in interstate or foreign commerce, over irregular routes, transporting *meats, meat products, and meat byproducts, and articles distributed by meat-packing houses*, as described in Sections A and C of Appendix I to the report in *Descriptions in Motor Carrier Certificates*, 61 M.C.C. 209 and 766, in vehicles equippped with mechanical refreigeration, from ports of entry on the international boundary line between the United States and Canada in WA to points in AZ, CA, NV, OR, and WA. (Hearing site: Great Falls, MT, or Seattle, WA.)

MC 134574 (Sub-34F), filed March 9, 1979. Applicant: FIGOL DISTRIBUTORS LIMITED, P.O. Box 6298, Station "C", Edmonton, AB, Canada T5B 4K6. Representative: Ray F. Koby, P.O. Box 2567, Great Falls, MT 59403. To operate as a *common carrier*, by motor vehicle, in foreign commerce only, over irregular routes, transporting *permanent tire filler*, in containers, from points in Los Angeles County, CA, to the port of entry on the international boundary line between the United States and Canada at or near Sweetgrass, MT. (Hearing site: Great Falls, MT.)

MC 134574 (Sub-35F), filed March 9, 1979. Applicant: FIGOL DISTRIBUTORS-LIMITED, P.O. Box 6298, Station "C", Edmonton, AB, Canada T5B 4K6. Representative: Ray F. Koby, P.O. Box 2567, Great Falls, MT 59403. To operate as a *common carrier*, by motor vehicle, in foreign commerce only, over irregular routes, transporting *insulation*, from ports of entry on the international boundary line between the United States and Canada at points in ND, MT, ID, and WA, to points in AZ, CA, CO, ID, MT, NV, NM, OR, SD, UT, WA, and WY. (Hearing site: Great Falls, MT.)

MC 134765 (Sub-21F), filed March 7, 1979. Applicant: SPECIALTY TRANSPORT, INC., 484 S. Mountain Blvd., Mountaintop, PA 18707. Representative: David M. Marshall, 101 State St.—Suite 304, Springfield, MA 01103. To operate as a *contract carrier*, by motor vehicle, in interstate or foreign commerce, over irregular routes, transporting (1) *paper and paper products, plastic and paper products, plastic and wood products* (except building materials), and *egg-processing machinery*, and (2) *materials, supplies, and equipment* used in the manufacture and distribution of the commodities in (1) above (except in bulk), between the facilities of Diamond International Corporation at Boston, Springfield, Ludlow, Palmer, and Thorndike, MA, Detroit and Farmington, MI, Groveton, NH, Old Town, Dixfield, and Oakland, ME, Lancaster, Gouverneur, Plattsburgh, and Ogdensburg, NY, Cincinnati, Norward, and Middletown, OH, and Morris, St. Charles, Wilmington, and Lockland, IL, on the one hand, and, on the other, those points in the United States in and east of ND, SD, NE, KS, OK, and TX. (Hearing site: New York, NY, or Boston, MA.)

Note.—The applicant has filed an application for common control which if granted dual operations may be involved.

MC 135874 (Sub-162F), filed March 13, 1979. Applicant: LTL PERISHABLES, INC., 550 E. Fifth Street So., So. St. Paul, MN 55075. Representative: Paul Nelson (same address as applicant). To operate as a *common carrier*, by motor vehicle, in interstate or foreign commerce, over irregular routes, transporting (1) *malt beverages* (except in bulk) and *materials, equipment, and supplies* used in the distribution of malt beverages, (a) from LaCrosse, WI, to points in MN and SD, (b) from Milwaukee, WI, to points in MN, and (c) from New Ulm, MN, and Minneapolis, MN, to points in SD, and (2) *confectionery*, from Reading, PA, to points in IA, IL, IN, KS, MN, MO, NE, ND, SD, and WI. (Hearing site: St. Paul, MN.)

MC 135884 (Sub-15F), filed March 12, 1979. Applicant: CALDWELL TRUCKING, INC., Holdman Route, Pendleton, OR 97801. Representative: Lawrence V. Smart, Jr., 419 N.W. 23rd Ave., Portland, OR 97210. To operate as a *common carrier*, by motor vehicle, in interstate or foreign commerce, over irregular routes, transporting *lumber*, from points in MO, KY, IN, OH, VA, IL, and WV, to the facilities of Fronville Commercial Co., Inc., at Wilsonville, OR. (Hearing site: Portland, OR.)

MC 135924 (Sub-4F), filed March 12, 1979. Applicant: SIMONS TRUCKING CO., INC., 3851 River Rd., Grand Rapids, MN 55744. Representative: Samuel Rubenstein, 301 North Fifth St., Minneapolis, MN 55403. To operate as a *common carrier*, by motor vehicle, in interstate or foreign commerce, over irregular routes, transporting *phenolic resin*, from Peachtree, GA, to Grand Rapids, MN. (Hearing site: Minneapolis or St. Paul, MN.)

MC 135924 (Sub-5F), filed March 8, 1979. Applicant: SIMONS TRUCKING CO., INC., 3851 River Rd., Grand Rapids, MN 55744. Representative: Samuel Rubenstein, 301 North Fifth St., Minneapolis, MN 55403. To operate as a *common carrier*, by motor vehicle, in interstate or foreign commerce, over irregular routes, transporting *lubricants*, from Cleveland, OH, to (1) Grand Rapids and International Falls, MN, and (2) ports of entry on the international boundary line between the United States and Canada, in MN and ND. (Hearing site: Minneapolis or St. Paul.)

MC 136315 (Sub-59F), filed March 9, 1979. Applicant: OLEN BURRAGE TRUCKING, INC., Route 9, Box 22-A, Philadelphia, MS 39350. Representative: Fred W. Johnson, Jr., 1500 Deposit Guaranty Plaza, P.O. Box 22628, Jackson, MS 39205. To operate as a *common carrier*, by motor vehicle, in interstate commerce, over irregular routes, transporting *composition boards and sheets*, from the facilities of Champion International Corporation, at or near Oxford, MS, to points in IA, KS, MO, NE, OK, and TX. (Hearing site: Washington, DC, or Jackson, MS.)

Note.—Dual operations may be involved.

MC 138104 (Sub-72F), filed March 14, 1979. Applicant: MOORE TRANSPORTATION CO., INC., 3509 N. Grove St., Fort Worth, TX 76106. Representative: Bernard H. English, 6270 Firth Rd., Fort Worth, TX 76116. To operate as a *common carrier*, by motor vehicle, in interstate commerce, over irregular routes, transporting (1) *trailers* (except those designed to be drawn by passenger automobiles) in initial movements, and (2) *trailers* (except those designed to be drawn by passenger automobiles) in secondary movements, (a) from the facilities of American Trailers, Inc., at or near Oklahoma City, OK, and Great Bend, KS, to points in the United States (except AK and HI), and (b) from points in the United States (except AK and HI) to the facilities of American Trailers, Inc., at or near Great Bend, KS. (Hearing site: Dallas, TX, or Oklahoma City, OK.)

MC 138635 (Sub-72F), filed March 14, 1979. Applicant: CAROLINA WESTERN EXPRESS, INC., Box 3962, Gastonia, NC 28052. Representative: Eric Meierhoefer, Suite 423, 1511 K St., NW., Washington, DC 20005. To operate as a *common carrier*, by motor vehicle, in interstate commerce, over irregular routes, transporting *vending machines, gum, supplies used in sold in vending mechines, wooden spice cabinets, coasters, bottles*, and *woodware*, from San Dimas, CA, to Pineville, NC. (Hearing site: Los Angeles, CA.)

Note.—Dual operations may be involved.

MC 138635 (Sub-73F), filed March 14, 1979. Applicant: CAROLINA WESTERN EXPRESS, INC., Box 3961, Gastonia, NC 28052. Representative: Eric Meierhoefer, Suite 423, 1511 K St., NW., Washington, DC 20005. To operate as a *common carrier*, by motor vehicle, in interstate

commerce, over irregular routes, transporting *lamps, lighting fixtures, lamp shades, and earthenware,* from Pacoima, CA, to points in AL, TN, VA, NC, SC, GA, and FL. (Hearing site: Los Angeles, CA.)

Note.—Dual operations may be involved.

MC 138635 (Sub-74F), filed March 14, 1979. Applicant: CAROLINA WESTERN EXPRESS, INC., Box 3961, Gastonia, NC 28052. Representative: Eric Meierhoefer, Suite 423, 1511 K St., NW., Washington, DC 20005. To operate as a *common carrier,* by motor vehicle, in interstate commerce, over irregular routes, transporting (1) *plastic pipe and plastic pipe fittings,* and (2) *accessories* for the commodities in (1) above, from Sun Valley, Santa Ana, and Bakersfield, CA, and Cleveland, OH, to those points in the United States in and east of MN, IA, MO, AR, and LA. (Hearing site: Los Angeles, CA.)

Note.—Dual operations may be involved.

MC 138875 (Sub-149F), filed March 9, 1979. Applicant: SHOEMAKER TRUCKING COMPANY, a corporation, 11900 Franklin Rd., Boise, ID 83705. Representative: F. L. Sigloh (same address as applicant). To operate as *common carrier,* by motor vehicle, in interstate or foreign commerce, over irregular routes, transporting (1) *Beverage preparations,* and (2) *chemicals* (except commodities in bulk), between points in CA, OR, and WA. (Hearing site: San Francisco, CA, or Washington, DC.)

MC 138875 (Sub-152F), filed March 9, 1979. Applicant: SHOEMAKER TRUCKING COMPANY, a corporation, 11900 Franklin Rd., Boise, ID 83705. Representative: F. L. Sigloh (same address as applicant) To operate as a *common carrier,* by motor vehicle, in interstate or foreign commerce, over irregular routes, transporting *frozen cookie dough, and frozen pizzas* (except commodities in bulk), from Massillon, OH, and the facilities of Ore-Ida Foods, Inc., at or near Lake City, PA, to Greenville, MI, and Plover, WI, restricted to the transportation of traffic originating at the named origins and destined to the named destinations. (Hearing site: Boise, ID, or Washington, DC.)

MC 138875 (Sub-153F), filed March 9, 1979. Applicant: SHOEMAKER TRUCKING COMPANY, a corporation, 11900 Franklin Rd., Boise, ID 83705. Representative: F. L. Sigloh (same address as appalicant) To operate as a *common carrier,* by motor vehicle, in interstate or foreign commerce, over irregular routes, transporting *foam rubber and polystyrene* (except commodities in bulk), from points in OR, UT, and WA to points in ID. (Hearing site: Boise, ID, or Washington, DC.)

MC 138875 (Sub-154F), filed March 9, 1979. Applicant: SHOEMAKER TRUCKING COMPANY, a corporation, 11900 Franklin Rd., Boise, ID 83705. Representative: F. L. Sigloh (same address as appalicant) To operate as a *common carrier,* by motor vehicle, in interstate or foreign commerce, over irregular routes, transporting *insulation board,* from points in MI to points in ID or OR. (Hearing site: Boise, ID, or Washington, DC.)

MC 138875 (Sub-155F), filed March 9, 1979 Applicant: SHOEMAKER TRUCKING COMPANY, a corporation, 11900 Franklin Rd., Boise, ID 83705. Representative: F. L. Sigloh (same address as applicant) To operate as a *common carrier,* by motor vehicle, in interstate or foreign commerce, over irregular routes, transporting *soda ash and sodium bicarbonate* (except in bulk), from points in WY to points in OR and WA, restricted to the transportation of traffic originating at the indicated origins and destined to the indicated destinations.(Hearing site: Boise, ID, or Washington, DC.)

MC 138875 (Sub-156F), filed March 9, 1979. Applicant: SHOEMAKER TRUCKING COMPANY, a Corporation, 11900 Frnaklin Rd., Boise, ID 83705. Representative: F. L. Sigloh (same address as applicant). To operate as a *common carrier,* by motor vehicle, in interstate or foreign commerce, over irregular routes, transporting *foodstuffs* (except in bulk), in vehicles equipped with mechanical refrigeration, from Newark, NJ, to the facilities of General Food Service, at or near Boise, ID. (Hearing site: Boise, ID, or Washington, DC.)

MC 139485 (Sub-15F), filed March 13, 1979. Applicant: TRANS CONTINENTAL CARRIERS, a Corporation, 169 East Liberty Ave., Anaheim, CA 92803. Representative: David P. Christianson, 707 Wilshire Blvd., Suite 1800, Los Angeles, CA 90017. To operate as a *contract carrier,* by motor vehicle, in interstate or foreign commerce, over irregular routes, transporting *Paint, paint additives, and paint accessories,* from points in Cuyahoga County, OH and Queens County, NY, to points in the United States (except AK and HI), under a continuing contract(s) with Limbacher Paint & Color Works, Inc., of Lakewood, OH. (Hearing site: Los Angeles, CA.)

MC 139495 (Sub-426F), filed March 6, 1979. Applicant: NATIONAL CARRIERS, INC., 1501 East 8th St., P.O. Box 1358, Liberal, KS 67901. Representative: Herbert Alan Dubin, 1320 Fenwick Lane, Silver Spring, MD 20910. To operate as a *common carrier,* by motor vehicle, in interstate or foreign commerce, over irregular routes, transporting *animal and poultry feed, bath salts, cleaning compounds, drugs, fabric softeners, food preserving compounds, food seasoning compounds, malted milk, modified soda ash, and toilet preparations,* (except commodities in bulk, in tank vehicles), from the facilities of Beecham Products, Inc., at or near Clifton, NJ, to points in CA, CO, GA, IL, KS, MO, OR, TN, and TX. (Hearing site: Washington, DC.)

MC 141804 (Sub-196F), filed March 12, 1979. Applicant: WESTERN EXPRESS, Division of Interstate Rental, Inc., P.O. Box 3488, Ontario, CA 91761. Representative: Frederick J. Coffman (same address as applicant). To operate as a *common carrier,* by motor vehicle, in interstate or foreign commerce, over irregular routes, transporting *(1) electrical appliances,* and (2) *parts and accessories* for electrical appliances, from Seattle and Tacoma, WA, and points in Los Angeles and Orange Counties, CA, to Forrest City, AR. (Hearing site: Los Angeles or San Francisco, CA)

MC 142515 (Sub-2F), filed March 16, 1979. Applicant: S. T. TURNER TRUCKING, INC., R.R. No. 1, Box 444, Nashville, IN 47448. Representative: Terry G. Fewell, P.O. Box 4403, Chicago, IL 60680. To operate as a *contract carrier,* by motor vehicle, in interstate or foreign commerce, over irregular routes, transporting (1) *automotive parts and truck parts,* and (2) *materials, equipment, and supplies* used in the manufacture, and distribution of the commodities in (1) above, between the facilities of Arvin Industries, Inc., at or near Elk Grove Village, IL, on the one hand, and, on the other, Indianapolis and Franklin, IN, under continuing contract(s) with Arvin Industries, Inc., of Columbus, IN. (Hearing site: Chicago, IL, or Indianapolis, IN.)

MC 142715 (Sub-28F), filed March 8, 1979. Applicant: LENERTZ, INC., 8425 Hudson Road, Lake Elmo, MN 55042. Representative: Andrew R. Clark, First National Bank Building, Minneapolis, MN 55402. To operate as a *common carrier,* by motor vehicle, in interstate or foreign commerce, over irregular routes, transporting *meats, meat products, meat by-products and articles distributed by meat packinghouses,* as described in sections A and C of Appendix I to the report in *Descriptions in Motor Carrier*

Certificates, 61 M.C.C. 209 and 766 (except hides and commodities in bulk), from the facilities of Weinstein International Corporation and Iowa Pork Industries, at Newport, South St. Paul, and Buffalo Lake, MN, to points AR, CO, CT, DE, FL, GA, IL, IN, IA, KS, KY, LA, ME, MD, MA, MI, MN, MO, NH, NJ, NC, OH, OK, PA, RI, SC, TN, TX, VT, VA, WV, and WI. (Hearing site: Minneapolis, MN or Chicago, IL.)

MC 142715 (Sub-29F), filed March 8, 1979. Applicant: LENERTZ, INC., 8425 Hudson Road, Lake Elmo, MN 55042. Representative: Andrew R. Clark, 1000 First National Bank, Minneapolis, MN 55402. To operate as a *common carrier*, by motor vehicle, in interstate or foreign commerce, over irregular routes, transporting *meats, meat products, meat by-products and articles distributed by meat packinghouses*, as described in sections A and C of Appendix I to the report in *Descriptions in Motor Carrier Certificates*, 61 M.C.C. 209 and 766 (except commodities in bulk), from the facilities of Long Prairie Packing Co., at Long Prairie, MN, to those points in the United States in and east of ND, SD, NE, CO, and NM. (Hearing site: Minneapolis, MN.)

MC 145025 (Sub-2F), filed March 8, 1979. Applicant: CONSIGNOR'S, INC., P.O. Box 42, Dayton, OH 45450. Representative: Thomas F. Kilroy, Suite 406, Executive Building, 6901 Old Keene Mill Road, Springfield, VA 22150. To operate as a *contract carrier*, by motor vehicle, in interstate or foreign commerce, over irregular routes, transporting *such commodities* as are dealt in and distributed by trading stamp companies (except foodstuffs and commodities in bulk), between the facilities of Top Value Enterprises, Inc., at Dayton, OH, on the one hand, and, on the other, points in ME, NH, VT, MA, CT, RI, NY, PA, NJ, DE, MD, WV, VA, NC, SC, GA, FL, OH, AL, TN, KY, MI, IN, IL, MS, LA, AR, MO, WI, OK, TX, IA, MN, and DC, under continuing contract(s) with Top Value Enterprises, Inc., of Dayton, OH. (Hearing site: Columbus, OH.)

MC 145264 (Sub-3F), filed March 12, 1979. Applicant: GONZALO MENDOXA, d.b.a. MENDOZA TRUCKING CO., 4200 S. Morgan, Chicago, IL 60609. Representative: James R. Madler, 120 W. Madison St., Chicago, IL 60602. To operate as a *contract carrier*, by motor vehicle, in interstate or foreign commerce, over irregular routes, transporting (1) *paint, varnish, solvents, cleaning compounds*, and (2) *materials, equipment, and supplies* used in the manufacture, distribution, and application of the commodities in (1) above (except in bulk), between Chicago, IL, on the one hand, and, on the other points in MI, IA, MO, AR, OH, KY, TN, IN, GA, and WI, under continuing contract(s) with The Enterprise Companies, of Wheeling, IL. (Hearing site: Chicago, IL.)

MC 145534 (Sub-1F), filed March 8, 1979. Applicant: DUANE S. MORGAN, d.b.a. DUANE S. MORGAN TRUCKING, Route 1, Box 812, Prineville, OR 97754. Representative: Duane S. Morgan (same address as applicant). To operate as a *common carrier*, by motor vehicle, in interstate or foreign commerce, over irregular routes, transporting *lumber and lumber mill products*, from points in Grays Harbor and Lewis Counties, WA, and Jefferson, Deschutes, Crook, Klamath, Lake, Jackson, Josephine, Curry, Coos, Douglas, Lane, and Linn Counties, OR, to those points in CA in and south of San Bernardino, Los Angeles, and Ventura Counties. (Hearing site: Portland, OR.)

MC 146024 (Sub-2F), filed March 12, 1979. Applicant: G & R PETROLEUM, INC., 253 SW 4th Ave., Ontario, OR 97914. Representative: Douglas G. Combs, P.O. Box 576, Ontario, OR 97914. To operate as a *contract carrier*, by motor vehicle, in interstate or foreign commerce, over irregular routes, transporting *petroleum and petroleum products*, from Boise and Fruitland, ID, to points in Malheur County, OR, under continuing contract(s) with Wes Hansen d.b.a., Hansen Oil Company, of Vale, OR, and Bill Stewart d.b.a., Stewart Oil Company, of Ontario, OR. (Hearing site: Boise, ID.)

MC 146244 (Sub-2F), filed March 12, 1979. Applicant: C. & H. DISTRIBUTING CO., a corporation, 2450 West 3rd, Craig, CO 81625. Representative: David E. Driggers, 1660 Lincoln St., Suite 1600, Denver, CO 80264. To operate as a *common carrier*, by motor vehicle, in interstate or foreign commerce, over irregular routes, transporting (1) *malt beverages*, from points in Jefferson County, CO, to points in CA; and (2) *and materials* for reuse, in the reverse direction. (Hearing site: Denver, CO.)

MC 146624 (Sub-1F), filed March 12, 1979. Applicant: CHARLES W. MILLER AND HOWARD M. MILLER d.b.a., MILLER BROS. TRUCKING, 800 Cherry St., Liberty Center, OH 43532. Representative: A. Charles Tell, 100 East Broad St., Columbus, OH 43215. To operate as a *common carrier*, by motor vehicle, in interstate or foreign commerce, over irregular routes, transporting (1) *containers, container closures, glassware, packaging products, container components, and scrap materials*, and (2) *materials, equipment, and supplies* used in the manufacture, and distribution of the commodities in (1) above (except commodities in bulk, in tank vehicles, and commodities the transportation of which because of size or weight require the use of special equipment), between the facilities of Libbey Glass Division of Owens-Illinois, Inc., at (1) Toledo, OH, (b) Shreveport, LA, and (c) Mira Loma, CA, restricted to the transportation of traffic originating at or destined to the named facilities. (Hearing site: Columbus, OH.)

[FR Doc. 79-22270 Filed 7-18-79; 8:45 am]
BILLING CODE 7035-01-M

Sunshine Act Meetings

Federal Register
Vol. 44, No. 140
Thursday, July 19, 1979

This section of the FEDERAL REGISTER contains notices of meetings published under the "Government in the Sunshine Act" (Pub. L. 94–409) 5 U.S.C. 552b(e)(3).

CONTENTS

	Items
Civil Aeronautics Board	1
Commodity Futures Trading Commission	2
Consumer Product Safety Commission	3, 4
Federal Communications Commission	5, 6
Federal Deposit Insurance Corporation	7, 8, 9
Federal Trade Commission	10
International Trade Commission	11
National Transportation Safety Board	12, 13
Nuclear Regulatory Commission	14

1

[M–236, Amdt. 1; July 16, 1979]

CIVIL AERONAUTICS BOARD.

Notice of addition of item to the July 19, 1979, meeting agenda.

TIME AND DATE: 10 a.m., July 19, 1979.

PLACE: Room 1027, 1825 Connecticut Avenue, NW., Washington, D.C. 20428.

SUBJECT: Addition: 11a. Dockets 33009, 33101, and 33363; *Former Large Irregular Air Service Investigation (Aeronaves de Puerto Rico)*, Order on Discretionary Review. (Memo No. 8995, OGC)

STATUS: Open.

PERSON TO CONTACT: Phyllis T. Kaylor, the Secretary, (202) 673–5068.

SUPPLEMENTARY INFORMATION: Item 11a involves the application of a potential new entrant, the staff has just completed work on Item 11a, and there will be no regularly scheduled Board meeting planned after July 19 until August 21. Accordingly, the following Members have voted that Item 11a be added to the July 19, 1979 agenda and that no earlier announcement of this addition was possible:

Chairman, Marvin S. Cohen
Member, Richard J. O'Melia
Member, Elizabeth E. Bailey
Member, Gloria Schaffer

[S–1444–79 Filed 7–17–79; 3:50 pm]

BILLING CODE 6320–01–M

2

COMMODITY FUTURES TRADING COMMISSION.

TIME AND DATE: 10:00 a.m., July 24, 1979.

PLACE: 2033 K Street, N.W., Washington, D.C., 5th floor hearing room.

STATUS: Closed.

MATTERS TO BE CONSIDERED:

Rule Enforcement Reviews.
Enforcement matters/offer of settlement; decision on administrative proceedings.

CONTACT PERSON FOR MORE INFORMATION: Jane Stuckey, 254–6314.

[S. 1442–79 Filed 7–17–79; 3:50 pm]

BILLING CODE 6351–01–M

3

CONSUMER PRODUCT SAFETY COMMISSION.

TIME AND DATE: Wednesday, July 18, 1979,

LOCATION: Room 456 Westwood Towers, 5401 Westbard Avenue, Bethesda, Maryland.

STATUS: Open to the Public.

MATTERS TO BE CONSIDERED:

1. Briefing on Powered Lawn Edgers Petition, CP 78–7—

The staff will brief the Commission on a petition in which Gerald Price, Fullerton, California, asks CPSC to develop a mandatory standard for gasoline and electric powered lawn edgers and trimmers to address the hazard of thrown objects. The Commission is scheduled to consider this petition at the August 9 Commission Meeting.

2. Briefing on Two-Wheel Motorized Vehicles, CP 79–4—

The staff will brief the Commission on a petition in which Drs. Fredreick Rivara and Lawrence Berger of Seattle, Washington, ask CPSC to establish safety standards for unlicensed two-wheel motorized vehicles. The Commission is scheduled to consider this petition at the August 9 Commission Meeting.

3. Briefing on Upholstered Furniture Flammability: Update—

The staff will brief the Commission on current industry activities concerning upholstered furniture flammability, and on the staff program to assess the voluntary efforts of the Upholstered Furniture Action Council (UFAC).

4. Export Policy—

The staff and Commission will reexamine CPSC export policies and the effect on these policies of recent statutory amendments.

CONTACT PERSON FOR ADDITIONAL INFORMATION: Sheldon D. Butts, Assistant Secretary, Suite 300, 1111–18th St., NW., Washington, DC 20207, Telephone (202) 634–7700.

[S–1440–79 Filed 7–17–79; 3:50 pm]

BILLING CODE 6355–01–M

4

CONSUMER PRODUCT SAFETY COMMISSION.

TIME AND DATE: Thursday, July 19, 1979, 9:30 a.m.

LOCATION: Third Floor Hearing Room, 1111-18th St., NW., Washington, D.C.

STATUS: Open to the Public.

MATTERS TO BE CONSIDERED:

1. Television Receivers; Extension/Revocation—

The Commission will consider whether to continue or terminate a proceeding concerning fire hazards associated with television receivers. The Commission began the proceeding in 1975. At the July 11, 1979 briefing, staff and the Commission discussed issues related to this proceeding.

2. Child-Proof Matches Petition, CP 78–16—

The Commission will consider a petition in which Consumer Alert, Inc. asks CPSC to amend the matchbook standard (16 CFR Part 1202) to exempt Commission-accepted child-resistant covers from the requirement that the striking surface be located on the back of the cover. The staff briefed the Commission July 11 on issues related to this petition.

CONTACT PERSON FOR ADDITIONAL INFORMATION: Sheldon D. Butts, Assistant Secretary, Suite 300, 1111-18th St., NW., Washington, DC 20207, Telephone (202) 634–7700.

Agenda approved July 10, 1979.

[S–1441–79 Filed 7–17–79; 3:50 pm]

BILLING CODE 6355–01–M

5

FEDERAL COMMUNICATIONS COMMISSION.

TIME AND DATE: 9:30 a.m., Thursday, July 19, 1979.

PLACE: Room 856, 1919 M Street NW., Washington, D.C.

STATUS: Special Closed Commission Meeting following the Special Open Meeting.

MATTERS TO BE CONSIDERED:

Agenda, Item No., and Subject

Hearing—1—An application for review of a final Review Board Decision involving a new common carrier station in the Multipoint Distribution Service at San

Diego, California (Docket Nos. 21167, 21168).
Hearing—2—An application for review of a final Review Board Decision in the Reno, Nevada, proceeding for construction permits in the Multipoint Distribution Service (Docket Nos. 21155 and 21157).
Hearing—3—Applications for review of Review Board decision and related interlocutory requests in the Gainesville, Flordia, new FM station proceeding (Docket Nos. 20622–4).
Hearing—4—Revised application for review filed by Cumberland Broadcasting Corporation in the Athens, Tennessee, FM broadcast proceeding (Docket Nos. 21132 and 21133).
Hearing—5—Application for review of the Review Board's Decision upholding an Initial Decision which revoked the Amateur Radio station licenses of John R. Sheller and John C. Gallucci, and suspended for the remainder of the license term their Extra Class Amateur operator's licenses (Docket Nos. 21446, 47, 50, 51 and 52).
Hearing—6—A request for review of final Review Board Decision in the Spokane, Washington, Revocation of CB Radio License Proceeding (Docket No. 21149).
Hearing—7—Application for review of a final Review Board Decision in the Stockton, California, comparative FM broadcast proceeding (Docket Nos. 20925, 20926 and 20927).

If additional information is required concerning this meeting it may be obtained from FCC Office of Public Affairs, telephone number (202) 632–7260.

[S–1438–79 Filed 7–17–79; 10:51 am]
BILLING CODE 6712–01–M

6

FEDERAL COMMUNICATIONS COMMISSION.

TIME AND DATE: 9:30 a.m., Thursday, July 19, 1979.

PLACE: Room 856, 1919 M Street NW., Washington, D.C.

STATUS: Special Open Commission Meeting.

MATTERS TO BE CONSIDERED:

Agenda, Item No., and Subject

Broadcast—1—Title: Petition for Rulemaking and Request for a Declaratory Ruling of NCCB and Nicholas Johnson. Summary: The Commission has before it two petitions, both filed by the National Citizens Committee for Broadcasting and Nicholas Johnson. The first petition a Request for a Declaratory Ruling, seeks a ruling declaring that Ronald Reagan is a legally qualified candidate for purposes of the "equal opportunities" requirement of Section 315. Petitioners allege that such a ruling is necessary in view of Mr. Reagan's "obvious intention to seek the Republican nomination" and the fact that his opponents may be "reluctant" to request equal opportunities. The second petition, a Petition for Rulemaking, also concerns the "equal opportunities" requirement. it requests that the definition of a "legally qualified candidate" in Section 73.1940(a) of the Commission's rules be amended so that the "equal opportunities" requirement will apply to candidates who have not issued a formal declaration of an intention to run but who have made a "substantial showing" of candidacy.
Common Carrier—1—Title: In re Multi-Point Communication Corp. Summary: The St. Turibius Area Community Life Council has petitioned the Commission to deny Multi-Point's application to construct a 1½ watt microwave transmitter in Chicago, Il., St. Turibius challenges the validity of the OSHA standard of permissible RF radiation and requests an environmental impact statement, assuring it that the population near the transmitter will be safe from harmful radiation. The issue before the Commission is whether the application should be granted or denied. Moreover, an issue is before the FCC concerning whether construction of the transmitter will constitute a "major action" within the meaning of the NEPA.
Common Carrier—2—Title: Regulatory Policies Concerning the Provision of Domestic Public Message Services by Entities Other than the Western Union Telegraph Company and Proposed Amendment to Parts 63 and 64 of the Commission's Rules. Summary: This item addresses proposed changes in the Commission's Rules and policies concerning public message services. These proposals are a result of our decision in *Domestic Public Message Services* (CC Dockets 78–95 and 78–96) which ended Western Union's telegram monopoly.
Common Carrier—3—Title: Petitions to extend the moratorium on the use of the COMSTAR Satellite System for the provision of non-government private line services (Docket No. 16495). Summary: The FCC has concluded that further extension of the moratorium is not justified; however, new authorizations or tariff filings will be necessary before "satellite only" services may be offered by AT&T or GTE. At that point the FCC would be in a better position to consider many of the arguments advanced by the complaining parties, including the request that AT&T be required to establish a separate subsidiary to provide satellite services.
Common Carrier—4—Title: Proposed launch of the WESTAR III domestic satellite (Application File Nos. 511–DSS–MP–79 and 512–DSS–LA–79). Summary: The Western Union Telegraph Company is requesting authority to launch its on-the-ground spare satellite (WESTAR III) on or about August 9, 1979 and place it at 91° West Longitude. Western Union believes the launch of WESTAR III is needed at this time to meet the increasing demands for communications capacity, provide for anticipated growth of such demands, and for backup and restoral purposes.

The prompt and orderly conduct of Commission business requires that less than 7-days notice by given.

Information concerning this meeting may be obtained from the FCC Office of Public Affairs, telephone number (202) 632–7260.

Issued: July 16, 1979.

[S–1439–79 Filed 7–17–79; 10:51 am]
BILLING CODE 6712–01–M

7

FEDERAL DEPOSIT INSURANCE CORPORATION.

Pursuant to the provisions of subsection (e)(2) of the "Government in the Sunshine Act" (5 U.S.C. 552b(e)(2)), notice is hereby given that at 2:15 p.m. (EDT) on Saturday, July 14, 1979, the Board of Directors of the Federal Deposit Insurance Corporation met in closed session, by telephone conference call, to (1) accept sealed bids for the purchase of certain assets of and the assumption of the liability to pay deposits made in Guaranty Bank & Trust Company, Chicago, Illinois, which was closed by the Illinois Commissioner of Banks and Trust Companies as of the close of business at 12:30 p.m. (CDT) on July 14, 1979, and Gateway National Bank of Chicago, Chicago, Illinois, which was closed by the Comptroller of the Currency as of the close of business at 1:00 p.m. (CDT) on July 14, 1979; (2) accept the highest bid for the transactions submitted by Independence Bank of Chicago, Chicago, Illinois; (3) approve a resulting application of Independence Bank of Chicago for consent to purchase certain assets of and assume the liability to pay deposits made in the two closed banks and to establish the single offices of the two closed banks as facilities of Independence Bank of Chicago; (4) approve an application of Independence Bank of Chicago for consent to assume the trust business of Guaranty Bank & Trust Company; (5) provide such financial assistance, pursuant to section 13(e) of the Federal Deposit Insurance Act (12 U.S.C. 1823(e)), as was necessary to effect the purchase and assumption transactions; and (6) appoint a liquidator for such of the assets of the closed banks as were not purchased by Independence Bank of Chicago.

In calling the meeting, the Board determined, on motion of Director William M. Isaac (Appointive), seconded by Mr. Paul M. Homan, acting in the place and stead of Director John G. Heimann (Comptroller of the Currency), concurred in by Chairman Irvine H. Sprague, that Corporation business required its consideration of the matters on less than seven days' notice to the public; that no earlier

notice of the meeting was practicable; and that the meeting could be closed to public observation pursuant to subsections (c)(8) and (c)(9)(A)(ii) of the "Government in the Sunshine Act" (5 U.S.C. 552b(c)(8) and (c)(9)(A)(ii)), since the public interest did not require consideration of the matters in a meeting open to public observation.

Dated: July 16, 1979.

Federal Deposit Insurance Corporation.

Hoyle L. Robinson,

Executive Secretary.

[S-1433-79 Filed 7-17-79; 10:51 am]

BILLING CODE 6714-01-M

8

FEDERAL DEPOSIT INSURANCE CORPORATION.

TIME AND DATE: 2 p.m. on Monday, July 23, 1979.

PLACE: Board Room, 6th Floor, FDIC Building, 550—17th Street NW., Washington, D.C.

STATUS: Open.

MATTERS TO BE CONSIDERED:

Disposition of minutes of previous meetings.

Memorandum regarding the allocation of expenses for liquidations and receiverships handled by the Division of Liquidation.

Resolution regarding salary adjustment for field positions in the Division of Liquidation.

Resolution amending Budget Year 1979 Staffing Table for the Division of Bank Supervision, Dallas Region.

Reports of committees and officers:

Reports of the Director of the Division of Bank Supervision with respect to applications or requests approved by him and the various Regional Directors pursuant to authority delegated by the Board of Directors.

Minutes of the actions approved by the Committee on Liquidations, Loans and Purchases of Assets pursuant to authority delegated by the Board of Directors.

Report of the Controller on the termination of the liquidation of Cromwell State Savings Bank, Cromwell, Iowa.

Report of the Controller on the termination of the liquidation of Bank of Commerce, Tonkawa, Oklahoma.

Audit Report: Corporation EEO Program and Plan for 1979.

CONTACT PERSON FOR MORE INFORMATION: Mr. Hoyle L. Robinson, Executive Secretary, (202) 389-4425.

[S-1434-79 Filed 7-17-79; 10:51 am]

BILLING CODE 6714-01-M

9

FEDERAL DEPOSIT INSURANCE CORPORATION.

TIME AND DATE: 2:30 on Monday, July 23, 1979.

PLACE: Board Room, 6th Floor, FDIC Building, 550-17th Street, NW., Washington, D.C.

STATUS: Closed.

MATTERS TO BE CONSIDERED:

Applications for Federal deposit insurance:

Sierra Security Bank, a proposed new bank to be located at 100 Grand Avenue, Susanville, California, for Federal deposit insurance.

Lytton Savings Bank, an operating noninsured bank, located at 200 Main Street, Lytton, Iowa, for Federal deposit insurance.

High Lakes Community Bank, a proposed new bank to be located at 51366 South Highway 97, LaPine, Oregon, for Federal deposit insurance.

Requests for exemption from section 348.3(b) of Part 348 of the Corporation's rules and regulations entitled "Management Official Interlocks":

First Bank of Roscoe, Roscoe, Illinois.

Recommendations regarding the liquidation of a bank's assets acquired by the Corporation in its capacity as receiver, liquidator, or liquidating agent of those assets:

Case No. 43,980-L—Franklin National Bank, New York, New York.

Case No. 43,981-L—American City Bank & Trust Company, National Association, Milwaukee, Wisconsin.

Case No. 43,983-L—Banco Credito y Ahorro Ponceno, Ponce, Puerto Rico.

Case No. 43,984-L—The Hamilton Bank and Trust Company, Atlanta, Georgia.

Recommendations with respect to the initiation or termination of cease-and-desist proceedings, termination-of-insurance proceedings, or suspension or removal proceedings against certain insured banks or officers or directors thereof:

Names of persons and names and locations of banks authorized to be exempt from disclosure pursuant to the provisions of subsections (c)(6), (c)(8), and (c)(9)(A)(ii) of the "Government in the Sunshine Act" [5 U.S.C. 552b(c)(6), (c)(8), and (c)(9)(A)(ii)).

Personnel actions regarding appointments, promotions, administrative pay increases, reassignments, retirements, separations, removals, etc.:

Names of employees authorized to be exempt from disclosure pursuant to the provisions of subsections (c)(2) and (c)(6) of the "Government in the Sunshine Act" (5 U.S.C. 552b(c)(2) and (c)(6)).

CONTACT PERSON FOR MORE INFORMATION: Mr. Hoyle L. Robinson, Executive Secretary, (202) 389-4425.

[S-1435-79 Filed 7-17-79; 10:51 am]

BILLING CODE 6714-01-M

10

FEDERAL TRADE COMMISSION.

TIME AND DATE: 2 p.m., Wednesday, July 25, 1979.

PLACE: Room 432, Federal Trade Commission Building, 6th Street and Pennsylvania Avenue NW., Washington, D.C. 20580.

STATUS: Open.

MATTERS TO BE CONSIDERED: Consideration of proposed Revised Trade Regulation Rule on Care Labeling of Textile Products and Leather Wearing Apparel.

CONTACT PERSON FOR MORE INFORMATION: Ira J. Furman, Office of Public Information: (202) 523-3830; Recorded Message: (202) 523-3806.

[S-1437-79 Filed 7-17-79; 1051 am]

BILLING CODE 6750-01-M

11

INTERNATIONAL TRADE COMMISSION.

TIME AND DATE: 10 A.M., THURSDAY, JULY 26, 1979.

PLACE: Room 117, 701 E Street NW., Washington, D.C. 20436.

STATUS: Open to the public.

MATTERS TO BE CONSIDERED:

1. Agenda.
2. Minutes.
3. Ratifications.
4. Petitions and complaints, if necessary.
5. Investigation 332-87 (Conditions of Competition in the Western U.S. Steel Market)—consideration of the report, if necessary: briefing in the morning session; vote at 2 p.m.
6. Investigation 337-TA-42 (Slow Cookers)—briefing in the morning session; vote at 2 p.m.

7. Investigation 337-TA-57 (Cattle Whips)—briefing in the morning session; vote at 2 p.m.

8. Any items left over from previous agenda.

CONTACT PERSON FOR MORE INFORMATION: Kenneth R. Mason, Secretary, (202) 523-0161.

[S-1436-79 Filed 7-17-79; 10:51 am]

BILLING CODE 7020-02-M

12

NATIONAL TRANSPORTATION SAFETY BOARD.

TIME AND DATE: 9 a.m., Thursday, July 26, 1979. [NM-79-24]

PLACE: NTSB Board Room, National Transportation Safety Board, 800 Independence Avenue SW., Washington, D.C. 20594.

STATUS: Open.

MATTERS TO BE CONSIDERED:

1. *Railroad Accident Report*—Rear-end collision of two Consolidated Rail Corporation freight trains at Muncy, Pennsylvania, on January 31, 1979, and *Recommendations* to the Consolidated Rail Corporation.

2. *Aircraft Accident Report*—Delta Air Lines, Inc., Boeing 727-200, N467DA, and Flying Tiger, Inc., Boeing 747-F, N804FT, O'Hare International Airport, Chicago, Illinois, February 15, 1979.

3. *Railroad Accident Report*—Derailment of Amtrak Train No. 8, the Empire Builder, on Burlington Northern track at Lohman, Montana, on March 28, 1979, and *Recommendations* to the Burlington Northern Company and to Amtrak.

4. *Marine Accident Report*—Collision of M/V STAR LIGHT (Greek) and the USS FRANCIS MARION, Norfolk, Virginia, March 4, 1979, and *Recommendations* to the Commandant, U.S. Coast Guard.

5. *Railroad Accident Report*—Derailment of New York City Transit Authority subway train, New York, New York, December 12, 1978, and *Recommendations* to the Metropolitan Transportation Authority.

6. *Special Study*—Noncompliance with Hazardous Materials Regulations.

CONTACT PERSON FOR MORE INFORMATION: Sharon Flemming, 202-472-6022.

July 17, 1979.

[S-1445-79 Filed 7-17-79; 3:50 pm]

BILLING CODE 4910-58-M

13

NATIONAL TRANSPORTATION SAFETY BOARD.

TIME AND DATE: 9 a.m., Friday, July 27, 1979. [NM-79-25]

PLACE: NTSB Board Room, National Transportation Safety Board, 800 Independence Avenue, SW., Washington, D.C. 20594.

STATUS: The first five items will be open to the public; the remaining three items will be closed to the public under the Government in the Sunshine Act, Exemption 10.

MATTERS TO BE CONSIDERED:

1. *Case History*—Motor Vehicle Safety Standard 121: Air Brake Systems.

2. *Letter* to Materials Transportation Bureau re closeout of seven Hazardous Materials Recommendations.

3. *Letter* to Materials Transportation Bureau re Notice of Proposed Rulemaking, Notice No. 79-9, Dkt. No. HM-126A.

4. *Letter* to Federal Railroad Administration re Notice of Proposed Rulemaking, Dkt. LI-6, locomotive inspections.

5. *Discussion*—Board policy on allowing absent Members to vote on Agenda items after Board Meetings.

6. *Opinion and Order*—Petition of Welch, Dkt. SM-2280; disposition of Administrator's appeal.

7. *Opinion and Order*—Commandant v. Woods, Dkt. ME-69; disposition of pilot's appeal.

8. *Opinion and Order*—Commandant v. Taylor, Dkt. ME-68; disposition of master's appeal.

CONTACT PERSON FOR MORE INFORMATION: Sharon Flemming, 202-472-6022.

July 17, 1979.

[S-1446-79 Filed 7-17-79; 3:50 pm]

BILLING CODE 4910-58-M

14

NUCLEAR REGULATORY COMMISSION.

TIME AND DATE: July 16, 1979.

PLACE: Commissioners' Conference Room, 1717 H St., N.W., Washington, D.C.

STATUS: Open.

MATTERS TO BE CONSIDERED:

Monday, July 16, 9 a.m. (Additional Item)

Discussion of Amendments to NRC Authorization Bill—Public meeting—Approximately 1 hour.

Additional Information

By a vote of 3-0 (Commissioners Gilinsky & Bradford, not present) on July 16, 1979, the Commission determined pursuant to 5 U.S.C. 552b(e)(1) and § 9.107(a) of the Commission's Rules that Commission business required that the discussion of Amendments to NRC Authorization Bill, held that day, be held on less than one week's notice to the public. Prompt action was required in the matter.

CONTACT PERSON FOR MORE INFORMATION: Walter Magee, (202) 634-1410.

Walter Magee,

Office of the Secretary.

July 16, 1979.

[S-1443-79 Filed 7-17-79; 3:50 pm]

BILLING CODE 7590-01-M

Reader Aids

Federal Register

Vol. 44, No. 140

Thursday, July 19, 1979

INFORMATION AND ASSISTANCE

Questions and requests for specific information may be directed to the following numbers. General inquiries may be made by dialing 202-523-5240.

Federal Register, Daily Issue:

202-783-3238	Subscription orders (GPO)
202-275-3054	Subscription problems (GPO)
	"Dial-a-Reg" (recorded summary of highlighted documents appearing in next day's issue):
202-523-5022	Washington, D.C.
312-663-0884	Chicago, Ill.
213-688-6694	Los Angeles, Calif.
202-523-3187	Scheduling of documents for publication
523-5240	Photo copies of documents appearing in the Federal Register
523-5237	Corrections
523-5215	Public Inspection Desk
523-5227	Finding Aids
523-5235	Public Briefings: "How To Use the Federal Register."

Code of Federal Regulations (CFR):

523-3419	
523-3517	
523-5227	Finding Aids

Presidential Documents:

523-5233	Executive Orders and Proclamations
523-5235	Public Papers of the Presidents, and Weekly Compilation of Presidential Documents

Public Laws:

523-5266 -5282	Public Law Numbers and Dates, Slip Laws, U.S. Statutes at Large, and Index
275-3030	Slip Law Orders (GPO)

Other Publications and Services:

523-5239	TTY for the Deaf
523-5230	U.S. Government Manual
523-3408	Automation
523-4534	Special Projects

FEDERAL REGISTER PAGES AND DATES, JULY

38437-38816.....2
38817-39150.....3
39151-39370.....5
39371-40050.....6
40051-40274.....9
40275-40490.....10
40491-40626.....11
40627-40872.....12
40873-41164.....13
41165-41420.....16
41421-41758.....17
41759-42148.....18
42149-42652.....19

CFR PARTS AFFECTED DURING JULY

At the end of each month, the Office of the Federal Register publishes separately a list of CFR Sections Affected (LSA), which lists parts and sections affected by documents published since the revision date of each title.

1 CFR

305.....38817
480.....38826

Proposed Rules:

Ch. I.....40070

3 CFR

Administrative Orders:

Memorandums:

July 6, 1979.....40627

Presidential Determinations:

No. 73-10 of Jan. 2, 1973 (Amended by No. 79-11 of June 21, 1979).....38437
No. 79-11 of June 21, 1979.....38437

Proclamations:

4667.....40629
4668.....40873
4669.....42149

Reorganization Plans:

No. 2 of 1979.....41165

5 CFR

595.....40875
711.....39371

Proposed Rules:

213.....40894
338.....40894
871.....40313

6 CFR

705.....41169
706.....41169

7 CFR

2.....38439
26.....38439
27.....40491
28.....40491
61.....40491
301.....38829
900.....39151
905.....40051
908.....39151, 40631, 42205
910.....39371, 40878, 41421
911.....40879
915.....40879
916.....41169
917.....38447, 40051, 41169
921.....41170
922.....41170
923.....41170
924.....41170
930.....39152
946.....40052, 40631
947.....38830, 41171
948.....38829, 41173
958.....39152
967.....38830
1049.....42151
1446.....40053
1464.....40275, 41759
1700.....39372
1701.....39372, 40879
1803.....38440
1822.....38440, 41174
1823.....38440
1831.....41421
1832.....41421
1833.....41421
1872.....38440
1901.....38440
1902.....38440
1933.....38440
1942.....38440, 38831, 41175
1943.....38440
1945.....38440
1955.....38440

Proposed Rules:

Ch. IX.....39413
1.....39409
29.....40608, 41809
210.....40004
220.....40004
226.....39078, 39413
272.....41076
275.....41076
420.....41809
421.....41815
427.....41821
429.....42206
917.....40071
924.....38531
947.....38531
1049.....40313, 40520
1464.....40609
1701.....40319, 40321
1804.....39432
1924.....39432
3100.....40258

8 CFR

238.....41422

Proposed Rules:

103.....39183

9 CFR

73.....40276
75.....40880
82.....39374, 40880
204.....39151

Proposed Rules:

54.....40895

10 CFR

Ch. II.....40055
0.....41422
205.....39375
211.....39375, 41160, 42538, 42545, 42549

212.....39375, 42541
430.....39153
460.....40044
461.....40262
490.....39344, 40893, 41205

Proposed Rules:
25.....38533
40.....41468
50.....41468, 41483
70.....41468
75.....41468
95.....38533
150.....41468
170.....41468
211.....40321, 40621
212.....40324, 40329, 40330
445.....41652
456.....41206
485.....42094
490.....39467
580.....40330
585.....40330
782.....40521
903.....39184

11 CFR

100.....39338
110.....39338
114.....39338

12 CFR

26.....42152
211.....42152
212.....42152
226.....41760, 42165
265.....38448
340.....39381
346.....40056
348.....42152
541.....39108
542.....39108
543.....39108
544.....39108
545.....39108
546.....39108
547.....39108
548.....39108
549.....39108
551.....39108
552.....39108
555.....39108
556.....39108
563f.....41252
701.....39182, 39382, 39383
711.....42152
715.....41760
741.....41760
747.....41760

Proposed Rules:
Ch. VII.....38560
26.....42212
103.....39183
206.....38543
212.....42212
340.....39469
348.....42152
523.....41827
563f.....42152
711.....42152

13 CFR

302.....40881

Proposed Rules:
121.....40897

14 CFR

39.....39153, 39154, 40632, 41175, 42165
71.....38449, 38450, 39154, 39155, 40632, 40633, 42166–42169
73.....38450
91.....42170
95.....39155
97.....40633
121.....42170
129.....42170
208.....40883
211.....40494
288.....41774
300.....39384
302.....40495
324.....42171
379.....42175
385.....42174
1214.....39384

Proposed Rules:
Ch. I.....41206
Ch. II.....40333
21.....42410
36.....42410
39.....40649, 40650, 42219
61.....38563
63.....38563
71.....38566–38569, 39191, 40651, 40652, 41207 41208, 42220–42227
73.....42228
75.....42227
207.....41828
221.....41829
222.....41829
291.....41829
385.....41829

15 CFR

30.....38832, 40064

16 CFR

1.....40635
2.....40635
3.....40635
4.....40635
13.....38451, 38833, 41777
1009.....40638
1209.....39938, 39983
1404.....39993

Proposed Rules:
Ch. II.....38854
13.....39191, 40333, 41209–41218
423.....38570, 40523
433.....41222
1019.....40524
1201.....38857
1700.....39195

17 CFR

200.....41176
201.....41176
211.....40640, 41177
230.....38810
240.....38810
249.....39386
250.....38810
259.....41176
260.....38810
270.....40064
275.....42126

Proposed Rules:
1.....41830
231.....38792
239.....39196
240.....41832
241.....38792
251.....38792
270.....39197
275.....40072

18 CFR

154.....38834
287.....38837
290.....40064
294.....40495

Proposed Rules:
Ch. I.....38857, 42229
35.....40525
157.....40072
282.....40898
292.....38863, 38872

19 CFR

4.....42176
159.....38839, 40884

Proposed Rules:
141.....38571, 40075, 41222
142.....40075

20 CFR

404.....38452
416.....38456
725.....38840

Proposed Rules:
404.....38879, 40526–40532, 41222
416.....38879, 40531, 40532

21 CFR

145.....40276
175.....40885
177.....40885
193.....38841, 40281, 40282
520.....41726
522.....39387, 40283
556.....39388
558.....39387, 40283, 40886–40888
561.....38841, 40282
573.....40283
601.....40284
610.....40284
650.....40284
1308.....40888
1316.....42178

Proposed Rules:
145.....40336
172.....40343
182.....40343
203.....40016
336.....41064
433.....39469
620.....41484
1000.....41486
1312.....40899

22 CFR

42.....38842
51.....41777
202.....41425

Proposed Rules:
7.....39473, 41487
50.....39473, 41487
51.....39473, 41487
515.....40641

23 CFR

660.....40065
667.....40065

Proposed Rules:
1217.....42233
1252.....41244

24 CFR

51.....40860
203.....40888
207.....40888
220.....40888
221.....40889
279.....40868
510.....38842
570.....41089, 42179
888.....41092
2205.....39198

Proposed Rules:
Subtitle A.....38572
Subtitle B.....38572
9.....40653
58.....38572
570.....40075

25 CFR

Proposed Rules:
52.....40345
53.....40349

26 CFR

1.....38458, 40496
44.....40497

Proposed Rules:
1.....39200, 39201, 39476, 39477
31.....38572, 39477

27 CFR

201.....39389

Proposed Rules:
5.....41833
9.....41487
170.....41833
201.....38573, 41833
240.....40351, 41833

28 CFR

0.....40498
2.....38459

29 CFR

850.....38459
1613.....40498
1627.....38459
1910.....41427
1952.....41428
2610.....42180
2618.....42181
2700.....41178

Proposed Rules:
Ch. XII.....40354
524.....38910
525.....38910

30 CFR

Proposed Rules:
250 40355

31 CFR

1 42189
515 38843

32 CFR

715 42190
733 42190
734 42190
1289 38461
1810 39390

Proposed Rules:
701 38910
1807 42568

33 CFR

165 ..... 38470, 41178
174 42194

Proposed Rules:
110 41245
222 41246

36 CFR

1228 39332

Proposed Rules:
222 40355
805 40653

38 CFR

Proposed Rules:
17 42234

39 CFR

10 40066
111 ..... 39471, 39852, 41777
233 39161
242 39855
243 39855
247 39855
248 39855
257 39855
258 39855

Proposed Rules:
10 40899
310 ..... 40076, 40899
320 ..... 40076, 40899

40 CFR

1 ..... 41778, 41779–41781
35 39328
52 ..... 38471, 38473, 38843, 41178, 41429, 42195
62 41180
65 ..... 38476, 38477
80 39390
81 41782
143 42195
172 41783
180 ..... 38843–38845, 41181
434 39391

Proposed Rules:
Ch. I 40900
35 38575
51 40359
52 ..... 38578, 38587, 38912, 39234, 39480–39485, 40078, 40360, 40361, 40655, 40901, 41253–41264, 41488, 41836, 42242, 42246
65 38603
81 ..... 38585, 38587, 39486, 40078, 40901, 41489
86 40784
87 41837
120 39486
122 40905
123 40905
124 40905
141 42246
146 ..... 40532, 40905
425 38746
1500 ..... 39233, 39236
1510 ..... 39233, 39236

41 CFR

Ch. I 38478
Ch. 18 41181–41186
1 41431
7–7 39162
7–13 39162
101–19 39392
101–27 39392
101–48 42202

Proposed Rules:
14R–9 39201
101–11 41490

42 CFR

51a 41433
51b 40500
110 ..... 42060, 42074, 42082
405 ..... 40506, 41636
420 41636
431 41636
435 41434
436 41434
455 41636

Proposed Rules:
110 ..... 41838, 42083
405 41841

43 CFR

4 41790
211 42584
2450 41792
2740 41792
3400 42584
3410 42584
3420 42584
3422 42584
3430 42584
3440 42584
3450 42584
3460 42584
3470 42584
3500 42584
3501 42584
3502 42584
3503 42584
3504 42584
3507 42584
3511 42584
3520 42584
3521 42584
3524 42584
3525 42584
3526 42584
3550 42584
3564 42584
3565 42584
3566 42584
3568 42584
9180 41792

Public Land Orders:
5150 (Revoked in part by PLO 5669) 41795
5669 41795

44 CFR

64 40293
65 40290
67 ..... 39165–39175, 39394–39403, 40086–40098, 40294–40310, 40506–40515, 41439–41459, 41796–41805

Proposed Rules:
67 ..... 39230, 39231, 39508, 41849–41853, 42260–42272

45 CFR

164 40612
228 41646
233 41459
1069.4 38479
116a 39404

Proposed Rules:
Ch. XII 38607
71 38605
233 38606
1110 39509

46 CFR

25 38778
33 38778
35 38778
75 38778
78 38778
94 38778
97 38778
108 38778
109 38778
161 38778
164 38778
167 38778
180 38778
185 38778
192 38778
196 38778
502 40516
503 40516
505 39176

Proposed Rules:
187 42273
283 41854
522 41490
536 ..... 38913, 39232
538 39232
552 39232

47 CFR

0 39179
1 ..... 38481, 39179
2 ..... 39179, 40310
18 39179
68 38847
73 ..... 38481, 38845, 38848, 39179, 40311, 40890
81 ..... 38848, 39179
83 ..... 38848, 39179
87 39179
90 ..... 40310, 40517
94 39179

Proposed Rules:
1 38913
64 39513
68 ..... 41265, 41861
73 ..... 38917, 39550, 40532
76 38918
90 39555

48 CFR

Proposed Rules:
3 38608
30 38608
31 38608
50 38608

49 CFR

1 40641
25 40641
179 42203
195 41197
396 38523
831 39181
845 39181
1033 ..... 38844, 38850, 39405–39407, 40067, 40068, 40890, 40891
1056 40068
1082 38527
1100 41203
1103 42558
1125 38851
1245 40518
1246 40518

Proposed Rules:
Ch. X 38609, 39555, 41894, 42561
222 38608
229 38609
230 38609
635 41272
1011 39558
1056 38918
1100 39558
1127 39560

50 CFR

20 41461
26 ..... 38852, 40518
32 ..... 39408, 40891, 40892
33 42204
215 42204
216 42204
285 39182
662 41806
653 38529
674 ..... 40519, 41467

Proposed Rules:
13 41894
17 ..... 38611, 41894
20 40534
33 41274
410 41899
611 ..... 39564, 40099
672 40099
801 40598
802 40598
803 40598
810 ..... 40598, 40842
811 40598
812 40598
813 40598

AGENCY PUBLICATION ON ASSIGNED DAYS OF THE WEEK

The following agencies have agreed to publish all documents on two assigned days of the week (Monday/Thursday or Tuesday/Friday).

This is a voluntary program. (See OFR NOTICE FR 32914, August 6, 1976.)

Monday	Tuesday	Wednesday	Thursday	Friday
DOT/SECRETARY*	USDA/ASCS		DOT/SECRETARY*	USDA/ASCS
DOT/COAST GUARD	USDA/APHIS		DOT/COAST GUARD	USDA/APHIS
DOT/FAA	USDA/FNS		DOT/FAA	USDA/FNS
DOT/FHWA	USDA/FSQS		DOT/FHWA	USDA/FSQS
DOT/FRA	USDA/REA		DOT/FRA	USDA/REA
DOT/NHTSA	MSPB/OPM		DOT/NHTSA	MSPB/OPM
DOT/RSPA	LABOR		DOT/RSPA	LABOR
DOT/SLS	HEW/FDA		DOT/SLS	HEW/FDA
DOT/UMTA			DOT/UMTA	
CSA			CSA	

Documents normally scheduled for publication on a day that will be a Federal holiday will be published the next work day following the holiday.

Comments on this program are still invited. Comments should be submitted to the Day-of-the-Week Program Coordinator, Office of the Federal Register, National Archives and Records Service, General Services Administration, Washington, D.C. 20408

***NOTE: As of July 2, 1979, all agencies in the Department of Transportation, will publish on the Monday/Thursday schedule.**

REMINDERS

The items in this list were editorially compiled as an aid to Federal Register users. Inclusion or exclusion from this list has no legal significance. Since this list is intended as a reminder, it does not include effective dates that occur within 14 days of publication.

Rules Going Into Effect Today.

ENVIRONMENTAL PROTECTION AGENCY

35224 6–19–79 / Approval of Louisiana air program variance for Kaiser Aluminum & Chemical Corp.

List of Public Laws

Note: No public bills which have become law were received by the Office of the Federal Register for inclusion in today's **List of Public Laws.**

Last Listing July 12, 1979

Slip Laws

Subscriptions Now Being Accepted

96th Congress, 1st Session, 1979

Separate prints of Public Laws, published immediately after enactment, with marginal annotations, legislative history references, and future Statutes volume page numbers.

Subscription Price: **$130.00 per session**

(Individual laws also may be purchased from the Superintendent of Documents, Government Printing Office, Washington, D.C. 20402. Prices vary. See Reminder Section of the Federal Register for announcements of newly enacted laws and prices).

SUBSCRIPTION ORDER FORM
ENTER MY SUBSCRIPTION TO: PUBLIC LAWS. [PULA-File Code 1L]

☐ $130.00 Domestic; ☐ $162.50 Foreign.

PLEASE PRINT OR TYPE

NAME—FIRST, LAST

COMPANY NAME OR ADDITIONAL ADDRESS LINE

STREET ADDRESS

CITY | STATE | ZIP CODE

(or) COUNTRY

MAIL ORDER FORM TO:
Superintendent of Documents
Government Printing Office
Washington, D.C. 20402

☐ Remittance Enclosed (Make checks payable to Superintendent of Documents)

☐ Charge to my Deposit Account No. .....

7-19-79
Vol. 44—No. 140
BOOK 2:
PAGES
42407-42652

federal register

Book 2 of 2 Books
Thursday, July 19, 1979

Part II—DOT/FAA:
Proposed Noise Standards for Helicopters

Part III—EPA:
Control of Air Pollution from New Motor Vehicles and New Motor Vehicle Engines

Part IV—Interior/GS:
Natural Gas Category Determination

Part V—DOE/ERA:
Motor Gasoline Allocational Price Provisions

Part VI—ICC:
Rulemaking Procedures, Semi-Annual Agenda of Significant Regulations and Policy Statement on Improving Government Regulations

Part VII—DOD/Civil Preparedness Agency:
Financial Contributions to States

Part VIII—Interior/BLM:
Management Procedures for Federally Owned Coal

federal register

Thursday
July 19, 1979

Part II

Department of Transportation

Federal Aviation Administration

Noise Standards for Helicopters in the Normal, Transport, and Restricted Categories

Federal Aviation Administration

[14 CFR Parts 21 and 36]

[Docket No. 13410; Notice No. 79-13]

Noise Standards for Helicopters in the Normal, Transport, and Restricted Categories

AGENCY: Federal Aviation Administration (FAA), DOT.

ACTION: Notice of proposed rule making.

SUMMARY: This notice proposes regulations growing out of FAA's review of preliminary proposals for regulating noise of civil "short-haul," including rotary wing, aircraft contained in an advance notice of proposed rule making and is based on review of recent tests and studies of helicopter noise characteristics. These proposals apply to civil helicopters certificated in the normal, transport, and restricted categories. For purposes of this notice, "helicopters" include other aircraft for which lift is furnished, in whole or part, by an engine-driven rotor during takeoff, hover, or landing. The proposals provide noise levels and test procedures for the issuance of new type certificates and of original standard airworthiness certificates and restricted category airworthiness certificates for newly produced helicopters of older design types. They also include a prohibition of certain changes in the type design of helicopters that might increase their noise levels beyond prescribed limits. The FAA believes that the rules are necessary to provide current and future relief and protection to the public health and welfare from the noise of the affected helicopters, but that it should not propose rule making at this time for the other aircraft covered by the advance notice.

DATES: Comments must be received on or before: November 19, 1979.

ADDRESSES: Send comments on the proposal in duplicate to: Federal Aviation Administration, Office of the Chief Counsel, Attn: Rules Docket (AGC-24), Docket No. 13410, 800 Independence Avenue, SW., Washington, D.C. 20591.

FOR FURTHER INFORMATION CONTACT: Richard Tedrick, Noise Policy and Regulations Branch (AEE-110), Noise Abatement Division, Office of Environment and Energy, Federal Aviation Administration, 800 Independence Avenue, Washington, D.C. 20591; telephone (202) 755-9027.

SUPPLEMENTARY INFORMATION:

I. Comments Invited

Interested persons are invited to participate in the making of the proposed rule by submitting such written data, views, or arguments as they may desire. Comments are specifically invited on the overall regulatory, economic, and environmental aspects of the proposed rule, including environmental impacts other than noise. Communications should identify the regulatory docket or notice number and be submitted in duplicate to the address listed above. All communications received on or before the specified closing date for comments will be considered by the Administrator before taking action on the proposed rule. The proposals contained in this notice may be changed in the light of comments received. All comments submitted will be available, both before and after the closing date for comments, in the Rules Docket for examination by interested persons. A report summarizing each substantive public contact with FAA personnel concerned with this rule making will be filed in the docket.

II. Availability of NPRM's

Any person may obtain a copy of this notice of proposed rule making (NPRM) by submitting a request to the Federal Aviation Administration, Office of Public Affairs, Attention: Public Information Center (APA-430), 800 Independence Avenue, SW., Washington, D.C. 20591, or by calling (202) 426-8058. Communications must identify the notice number of this NPRM. Persons interested in being placed on a mailing list for future NPRMs should also request a copy of Advisory Circular No. 11-2 which describes the application procedure.

III. Synopsis of Proposals

The FAA is considering amendments to Parts 21 and 36 of the Federal Aviation Regulations (FARs) to prescribe noise levels and test procedures for civil helicopters certificated in the normal, transport, and restricted categories. As used throughout this notice, the word "helicopter" means rotorcraft that, for its horizontal motion, depends principally on its engine-driven rotor and other aircraft for which lift is furnished, in whole or part, by an engine-driven rotor during takeoff, hover, or landing; however, it does not include gyroplanes. These proposals include rules governing the issuance (1) new type certificates for helicopters for which application is made on and after the publication date of this notice, and (2) original, standard airworthiness certificates and restricted category airworthiness certificates for helicopters which do not have any flight time before January 1, 1985 (regardless of the date of application). The proposed rule would prohibit certain growth or other design changes if those changes might result in noise levels beyond prescribed limits. Those "acounstical change" provisions would apply to approvals applied for on or after the effective date of the final rule based on this proposal. The proposed rule also provides the test conditions and procedures for conducting helicopter noise tests to demonstrate compliance with the prescribed noise levels, including the technical noise measurement and evaluation specifications employing the concept of Effective Perceived Noise Level (EPNL) as the evaluation unit.

The proposed helicopter noise standards, if adopted, would have the following effects:

A. Certification Procedure Provisions

FAR Part 21 would be amended to prescribe the procedural requirements for noise certification of civil helicopters certificated in the normal, transport, and restricted categories. Those proposed amendments apply to the issuance of new type certificates in the normal, transport, or restricted categories for which application is made on or after the publication date of this notice and to the original issuance of standard airworthiness certificates and restricted category airworthiness certificates for newly produced helicopters which do not have flight time before January 1, 1985 (regardless of the date of application). The effect of these provisions would be to prohibit issuance of the affected certificates after the effective date of the amendments for helicopters which have not been shown to comply with the applicable noise requirements of Part 36. Thus, newly type certificated helicopters (except those for which application was made before publication of this notice) and eventually all newly produced helicopters of older type designs (those aircraft without flight time before 1985) would be required to comply with Part 36 noise standards. Further, proposed "acoustical change" provisions would prescribe requirements for certain changes in type design of helicopters which might increase their noise levels. Appropriate references to Part 36 acoustical change requirements would be contained in Part 21. The proposed acoustical changes for helicopters would specifically apply to type design

changes that involve (1) changes to, or removal of, mufflers or other components designed for noise control; (2) any change that results in an increase in certificated maximum rotor RPM, maximum continuous power, takeoff power, or maximum takeoff weight; and (3) any other design change that the Administrator determines might increase noise levels of that helicopter, such as changes in rotor size, number of blades, or blade shape. Under the proposal, noise test procedures, conditions, and noise limits for acoustical changes would be prescribed under Part 36.

B. Noise Standard Provisions

FAR Part 36 would be amended to adopt the provisions necessary to prescribe noise standards for civil helicopters certificated in the normal, transport, and restricted categories. Those provisions are similar to those currently applicable to many other aircraft under Part 36 and are summarized as follows:

1. *General.*—The general provisions of Part 36, Subpart A, would be amended to provide applicability, definitional, and acoustical change provisions covering civil helicopter noise certification. For example, the word "aircraft" is substituted for "airplane" in those provisions whose applicability simply would be expanded to include helicopters. Under the proposal, definitions identify two "stages" or levels of noise ("Stage 1" and "Stage 2" helicopter noise levels) and which helicopters have been shown to comply with the proposed Stage 2 noise levels ("Stage 2 helicopters"). "Stage 1 helicopters" are those which have not been shown to so comply.

A new section would be added to prescribe noise requirements for those changes in type design defined as "acoustical changes" under FAR Part 21. Those provisions would apply to acoustical change approvals applied for on and after the effective date of the rule. Specifically, Stage 1 helicopters before a change in type design would be prohibited from increasing any noise level (takeoff, flyover, or approach) after the design change. For acoustical changes of Stage 1 helicopters, the proposed tradeoff provisions could not be used to increase any Stage 1 noise level. A Stage 2 helicopter before a change in type design could not be Stage 1 helicopter after the design change.

2. *Manuals, Markings, and Placards.*—Provisions regarding requirements for operating limitations in manuals, markings and placards under current Subpart G would be redesignated under Subpart O and amended to extend their applicability by including helicopters and approved Rotocraft Flight Manuals, manual materials, or placards, as appropriate.

3. *Helicopter Noise Rule.*—A proposed new Subpart H to Part 36 would prescribe the basic requirements for demonstrating compliance with the helicopter noise rules. The technical standards, conditions, and procedures for conducting helicopter noise tests and the helicopter noise limits under the proposed new Appendix H are specifically referenced.

4. *Noise Measurement and Evaluation.*—The proposed new Appendix H to Part 36 would contain, among other things, the technical noise measurement and evaluation specifications for conducting helicopter noise tests. With exceptions necessary to account for the distinguishing noise characteristics of helicopters, the FAA proposes to apply the specifications currently applicable to tests of transport category large airplanes and turbojet-powered airplanes under Appendixes A and B of Part 36 (as amended by FAR Amendment 36–9: 43 FR 8731; March 2, 1978).

The following highlights the proposed differences for helicopter noise tests under Appendix H from the requirements of Appendixes A and B:

a. Three noise test series would be used—takeoff, flyover, and approach noise test series with simultaneous measurements for each test series at a flight-track noise measuring station and two sideline noise measuring stations, one on each side of the reference flight track.

b. Airport reported wind conditions not exceeding 10 knots with wind direction within 15° of the reference flight track would be required.

c. The helicopter's height and lateral position over the noise measuring station would be relative to the center line of the reference flight path rather than the runway.

d. The approach angle for the helicopter approach noise test would be $6.0° \pm 0.5°$ rather than 3.0°.

e. The requirement regarding validity of test results within the 90 percent confidence limits for EPNL values would apply to each of the three noise test series—takeoff, flyover, and approach.

f. Numerous symbols and units for helicopter noise certification would be substituted for airplane symbols under the § A36.7 "Flight Profile Identification Positions" and "Distance-Unit-Meaning" descriptors used in Part 36. The proposal includes graphic depictions and textual descriptions of the various helicopter test profiles.

g. The FAA proposes the use of EPNL in units of effective perceived noise decibels (EPNdB) for determining the evaluation quantity of helicopter noise. Accordingly, the noise evaluation specifications under Appendix B may be applied directly to the measured helicopter noise test data. However, due to the noise characteristics of helicopters, the FAA is specifically considering the appropriate significance that should be given to identifiable "pseudo-tones" under the provisions governing corrections for spectral irregularities. Further, since each test series for helicopters consists of at least six test runs involving three noise measuring stations, the FAA proposes to require calculating a single, average EPNdB value at the three stations for each of the three test series (takeoff, flyover, and approach). Thus, that calculated EPNdB value would represent the numerical average of at least six separate, valid noise measurements for each test series at each of the flight track and two sideline noise measuring stations. Each calculated EPNdB value would then be compared with the noise level requirements to determine compliance.

5. *Noise Levels.*—The proposed new Appendix H to Part 36 would also contain the provisions governing helicopter noise levels for which compliance must be shown by actual flight tests. Those provisons include (1) "Stage 1" and "Stage 2" noise limits for each test series (related to the maximum certificated weight of the helicopter); (2) tradeoff provisions (governing limited "exceedances" of calculated noise levels for one or two test series when completely offset by reductions in the calculated noise levels of the other required calculated noise levels); and (3) separate test conditions for each of the three noise test series (including requirements for airspeed, altitude or operational profile over the noise measuring station, power, and helicopter position relative to the flight-track noise measuring station).

"Stage 1" noise limits represent the prohibition on noise level increases prescribed for "acoustical changes" of those helicopters which cannot achieve Stage 2 noise levels before a change in type design. "Stage 2" noise limits would be prescribed separately for the three test series (takeoff, flyover, and approach). The respective noise limits would range, according to maximum certificated weighs of the helicopter, between 86 and 106 EPNdB for takeoff, between 85 and 105 EPNdB for flyover,

and between 87 and 107 EPNdB for approach. Under the proposal, the highest noise limit applies to maximum weights of 176,370 pounds or more which is reduced by 3.01 EPNdB for each incremental, 50% reduction ("halving") of the 176,370-pound weight down to the lowest noise limit which applies to maximum weights of 1,764 pounds or less.

Tradeoffs of any "exceedances, like those for turbojet powered airplanes, would be limited to a sum not greater than 3 EPNdB with no single exceedance greater than 2 EPNdB. The exceedances must be completely offset by noise levels below those required for the other calculated noise levels.

IV. Regulatory History

On December 28, 1973, the FAA published an advance notice of proposed rule making (Notice No. 73–32; 38 FR 35487) in which it announced that it was considering proposing noise standards for aircraft that were expected to be developed for efficient short stage length operations. It was anticipated that such a class of aircraft, referred to as "short-haul," would include aircraft having short, reduced, or vertical (or near-vertical) takeoff and landing capabilities. Since the noise technologies appropriated to those aircraft as a separate class required further study, original FAR Part 36 in 1969 did not prescribe separate rules for those aircraft; some, such as helicopters, were not covered by any regulation. Notice No. 73–32 (ANPRM) was issued as part of that additional study to invite early public participation in the identification and selection of a course, or alternative courses, of action concerning the development of proposed noise standards which would provide relief and protection to the public health and welfare from aircraft noise. Under § 611 of the Federal Aviation Act of 1958, as amended (the Act), the FA Administrator, in prescribing or amending aircraft noise regulations is required to consider, among other things, whether the action is consistent with the highest degree of safety in air commerce and whether it is economically reasonable, technologically practicable, and appropriate for the particular type of aircraft to which it would apply.

As indicated in the ANPRM, the FAA recognized that many and broad problems were involved in developing an adequate proposed rule prescribing noise standards for all "short-haul" aircraft. The problems were compounded by the lack of any established operational or airworthiness definition of that class of aircraft which was expected to comprise a broad variety of aircraft configurations, propulsive systems, and operational capabilities and missions. For purposes of the ANPRM, those aircraft were tentatively described as being capable of executing at least six degree approaches and steep-gradient departures in routine operation and of operating on short-length, prepared surfaces (subclasses were specified according to the type of aircraft takeoff and landing capability and their other operational capability and mission).

The problems addressed by the ANPRM also included the possible role of short-haul aircraft in the future air transportation system with operations to and from airports, some in noise sensitive locations in or near densely populated and developed metropolitan areas with high-rise structures, other with little or no operational or noise sensitive area constraints. Comments were requested on the extent to which a proposed noise standard should not restrict their unique operational capabilities and whether the anticipated operational characteristics of the short-haul aircraft would be practically employed in actual commercial service.

The ANPRM discussed several of the known regulatory concepts for noise certification and testing methodology. The controversy concerning the use of EPNL as the basic noise evaluation unit was discussed but was not resolved as to the manner in which its use might affect any subsequent proposal. Sixteen topically broad questions were posed to assist commenters in reviewing the proposal and directing their views, data, and arguments in areas in which public comments and assistance would be most significant to the FAA in developing a proposed rule.

The FAA has carefully considered the comments received in response to Notice No. 73–32 in developing the proposed helicopter noise standards contained in this notice. General support was expressed for providing separate rules for different classes of short-haul aircraft, including separate rules for helicopters. The FAA agrees with those comments and thus is considering noise standards under FAR Part 36 for helicopters separately from those for other classes of aircraft. Discussions of comments and FAA's response to them are presented in the discussions that follow.

V. Aircraft Noise Rules

Pub. L. 90–411 and 92–574 were enacted to provide the statutory basis under the Federal Aviation Act, § 611, for promulgating regulations providing present and future relief and protection to the public health and welfare from noise and sonic boom from civil aircraft. Under those Acts, the Federal Aviation Administrator, after consultation with the Secretary of Transportation and the Administrator of the Environmental Protection Agency, is responsible for the adoption and amendment of rules which prescribe the necessary standards and regulations. On November 3, 1969, the Administrator adopted FAR Part 36 entitled "Noise Standards: Aircraft Type Certification" (34 FR 18355; November 18, 1969). That regulation initiated the FAA noise abatement regulatory program under the new statutory authority. It prescribed noise type certification standards for subsonic transport category large airplanes and for subsonic turbojet powered airplanes regardless of category or weight. Part 36 also prescribed the technical specifications for measuring and evaluating flight test noise data in demonstrating compliance with prescribed noise level limits.

Since the adoption of Part 36, the FAA has issued a number of notices proposing amendments to its provisions and, subsequent to notice and public procedure, has adopted those amendments which have been found to be consistent with the provisions of § 611 of the Act. Those amendments have increased the protection of the public health and welfare by providing the necessary control and abatement of aircraft noise and sonic boom. Further amendments and proposed amendments are currently under consideration by the FAA for future issuance.

In promulgating proposals and amendments under the authority of § 611 of the Act, factors which the FAA must consider include the following:

1. Available data relating to aircraft noise, including results of research, development, testing, and related evaluation activities.

2. The views and positions of other Federal, State, and interstate agencies.

3. Whether the proposed regulations are consistent with the highest degree of safety in air commerce and air transportation in the public interest.

4. Whether proposed regulations are:

a. Economically reasonable;

b. Technologically practicable; and

c. Appropriate for the particular type of aircraft, aircraft engines, appliance, or certificates to which they would apply.

5. The extent to which the proposed regulations contribute to providing protection to the public health and welfare by carrying out the purposes of

§ 611 of the Act. The overall environmental impacts of the proposed regulations (including environmental factors other than noise) must be assessed in accordance with the National Environmental Policy Act of 1969, and the implementing Federal guidelines and directives.

In response to statutory requirements to issue appropriate rules for the control and abatement of aircraft noise and sonic boom, the FAA has adopted several amendments to the FARs. A summary of those regulatory actions taken before 1977 is presented in the preamble to FAR Amendment 91–136 (41 FR 56046; December 23, 1976). Since that time, the FAA has issued four additional amendments to FAR Part 36—(1) FAR Amendment 36–7: "Noise Level Limits and Acoustical Change Requirements for Subsonic Transport Category Airplanes and for Subsonic Turbojet Powered Airplances" (42 FR 12360; March 3, 1977), which added, among other things, "Stage 3" noise limits that are more stringent than those in original Part 36 (now referred to as "Stage 2" noise limits); (2) FAR Amendment 36–8 (43 FR 8722; March 2, 1978; corrected at 43 FR 44474; September 28, 1978) which was the completement of Amendment 36–7, and prescribed more restrictive acoustical change requirements for "Stage 2 airplanes" with high-bypass ratio engines and brought Part 36 into greater conformity with international aircraft noise standards; (3) FAR Amendment 36–9: "Aircraft Noise Measurement and Evaluation Specifications" (43 FR 88731; March 2, 1978, corrected at 44 FR 3031; January 15, 1979) which up-dated and clarified the procedures and standards for conducting noise certification tests for the tranport category large airplanes and turbojet powered airplanes; and (4) FAR Amendment 36–10: "Civil Supersonic Airplane Noise and Sonic Boom Requirements" (43 FR 28406; June 29, 1978) which applied Part 36, with appropriate amendments, to Concorde SST aircraft. Thus, FAR Part 36 currently prescribes noise standard regulations applicable to the following aircraft classes:

1. Subsonic transport category large airplanes and turbojet powered airplanes (regardless of category or weight).

2. Propeller-driven small airplanes in the normal, utility, acrobatic, transport, and restricted categories.

3. Concorde civil supersonic transport airplanes.

VI. Need for Regulation

An FAA forecast indicates that during 1980 the civil rotorcraft fleet of 5300 aircraft will fly 2.1 million hours. Within general avaition, helicopters rank second to turbine-powered airplanes in the average number of hours flown per year (400 hours for helicopters compared to 540 hours for turbine-powered airplanes). The highest rate of aircraft utilization of helicopters, however, is forecast to remain in the civil air carrier fleet with approximately 2600 hours per aircraft during 1980. In addition, turbine-powered helicopters, which are generally more expensive than piston-powered helicopters, tend to have a higher utilization rate. The only scheduled carrier currently operating helicopters has a current annual per aircraft utilization rate of 1233 hours. On the other hand, the average privately owned helicopter is used for about 359 hours during the year while those owned by businesses for corporate/executive use have an annual utilization rate of 627 hours.

A 1976 industry directory of helicopter operators in the United States, Canada and Puerto Rico lists 2097 U.S. (including Puerto Rico) operators utilizing a fleet of 5030 helicopters. Business/executive use of helicopters in 1976 increased 29.9% (to 1082 operators) and the number of helicopters used for business purposes rose 31.8% (to 1392 helicopters). A 1977/78 industry directory of heliports also indicated that there are 3,286 public and private use heliports in the United States. Approximately 9% of these heliports are rooftop facilities located in urban areas.

Helicopters are being used as emergency, traffic control, and law enforcement vehicles. Victims of traffic accidents, natural disasters, or other emergencies are frequently transported by helicopter directly from the scene to hospitals or shock trauma centers. There were 699 hospital heliports in the United States, listed in the industry directory.

The emergency rescue capability of helicopters is fully recognized by responsible officials in several major metropolitan areas today. For example, city ordinances in Chicago and Los Angeles require that buildings above a certain height be provided with rooftop emergency landing facilities for helicopters because modern fire-fighting apparatus cannot reach above eight floors. As other municipal governments recognize the need to provide increased protection for high-rise inhabitants, the number of heliports for both routine and emergency uses may increase significantly.

A growing civil helicopter fleet combined with increased and more diversified uses of helicopters has intensified the demand for establishing additional heliports. However, concern for our quality of life has slowed the rate of heliport establishment and, in some instances, has caused various restrictions to be imposed on heliport operations.

In other cases, environmental pressure has forced the closing of certain heliports with the resultant loss of helicopter services at those locations. The FAA believes that the adoption of appropriate helicopter noise standards will help alleviate the adverse impacts on the public by reducing both the noise levels of helicopters and the trends toward impairing or losing the benefits of their services in the air transportation system.

In considering the noise standards in the proposed rule, it was necessary to consider the levels attainable from current production helicopters and the reductions in noise levels achieved by research demonstrators. To determine current noise levels, tests of actual in-service helicopters were conducted in 1977 by the FAA and the Department of Transportation at Dulles International Airport near Washington, D.C., and at NASA's Langley Research Center. This interagency effort was actively supported by the Helicopter Association of America and was, in turn, a part of larger cooperative venture by the International Civil Aviation Organization (ICAO). During these tests, noise data were recorded from eight representative types of helicopters. The testing consisted of hover, level flyovers at 500 feet and approaches on 3°, 6°, and 9° slopes. Data were processed in various noise units, (dBA, EPNdB, PNdB, PNdB(T), etc.) and the results are presented in Report No. FAA–RD–77–57, "Helicopter Noise Measurements—Data Report," April, 1977. These data are supplemented by other information available from the ICAO and published reports. Helicopter takeoff noise studies were included in FAA's recent studies at its National Aviation Facility Experimental Center (NAFEC) in New Jersey. Noise tests similar to those proposed in this notice were conducted on eight representative types of helicopters, including three of foreign manufacture. Those studies are reported in Report No. FAA AEQ–78–21, "Noise Levels and Flight Profiles of Eight Helicopters Using Proposed International Certification Procedures," Preliminary Report, August 29, 1978. Those reports are contained in the rules docket for this notice. Copies may also

be requested from FAA's Office of Environment and Energy, 800 Independence Avenue, SW., Washigton, D.C. 20591

In light of the considerations listed under § 611 of the Act, the FAA has also reviewed the helicopter as a noise source affecting persons and property in the areas in which they operate. Based upon its review and studies, the FAA believes that it should adopt appropriate helicopter noise regulations to provide the necessary relief and protection to the public health and welfare contemplated by § 611 of the Act. The FAA believes the proposals contained in this notice, if adopted, will achieve that objective by preventing further escalation of helicopter noise levels and laying the regulatory foundation for assuring that future helicopter types and eventually all newly produced helicopters of older type designs comply with firm but realistic noise standards. The FAA agrees with many commenters responding to Notice No. 73–32 that noise control technology exists which should be applied in the reduction of helicopter noise. The noise standards proposed in this notice are intended to accomplish that result consistent with the considerations under § 611(d) of the Act. The technical aspects of the need for the proposed regulation are discussed in more detail in the environmental assessment prepared in conjunction with this notice.

VII. Background of the Proposals

A. Overall Objectives

In developing appropriate noise rules for a new regulatory class of aircraft under § 611 of the Act, there are several general objectives. Those objectives were evidenced in adoption and subsequent amendments to FAR Part 36. Initially, noise standards should prevent further noise increases by older and current aircraft types. They should require new aircraft types and eventually newly produced aircraft of older types to comply with specific noise level limits. The noise test methodology for showing compliance should provide a basis for reliability and repeatability of test data which reflect the state of the acoustic arts and properly accounts for the noise characteristics of the aircraft without undue burden in conducting the tests. While the rules should be fair and impartial, they should not excuse the short-comings of design selection which does not take advantage of currently available noise technology. The FAA believes the regulation proposed in this notice accomplishes those objectives consistent with § 611 of the Act.

B. General Background

The helicopter is a complex vehicle form a noise standpoint. Significant noise producing components in the system include the rotor or rotors, engine, and gearbox. Differences in applied design technology cause somewhat different noise characteristics; some helicopters use a main rotor for lift with an antitorque tail rotor, other helicopters use fore and aft main rotors while others use meshing main rotors or dual contrarotating main rotors without a tail rotor. Main rotor configuration and operation also vary significantly from helicopter to helicopter. Some manufacturers use high tip-speed, two-bladed main rotors while other manufacturers use as many as seven blades operating at lower tip-speeds. Further, some aircraft manufacturers have developed "hybrid" aircraft which, to varying degrees, employ both wings of an "airplane" and an engine-driven rotor of a "rotorcraft" to furnish lift during takeoff, hover, or landing. Some of these aircraft are called "gyrodynes." To the extent that an engine-driven rotor is utilized to furnish lift, the aircraft shares many of the noise and performance characteristics of a helicopter. To avoid unwarranted discrimination in the application of the proposed standards and to ensure full evaluation of the § 611 considerations, including economic reasonability, technological practicability, and appropriateness to the type of aircraft to which the standards apply, this notice proposes to incude those "hybrid" aircraft that derive lift from an engine-driven rotor within the regulatory class of aircraft to which the proposals apply. However, the proposals do not apply to gyroplanes, whose rotors are not engine-driven, except for initial starting. Comments are specifically invited that provide detailed views and data concerning the regulatory, environmental, economic, and other relevant aspects of that proposal.

Research to establish theoretical prediction techniques for all of the significant helicopter noise producing components has been under way for many years with important success. However, there are some areas where the noise generation mechanisms are not well understood and where further work is required to achieve additional noise reduction. Fortunately, the helicopter as a military vehicle has benefitted from practical noise control studies oriented toward reducing its detectability in hostile environments. This has resulted in a body of knowledge which can be useful in minimizing annoyance for helicopters certificated for civil use.

Since its adoption in November, 1969, FAR Part 36 has been the basis for all Federal aircraft noise regulation in the United States. That regulation was structured to provide a firm, consistent foundation for subsequent rule-making activities to abate and control aircraft noise. Part 36, therefore, includes precise instructions concerning the acquisition and processing of noise data from in-flight aircraft. Differing acoustical test procedures and noise level requirements have been adopted as required to be appropriate for aircraft type. For instance, the provisions dealing with propeller-driven small airplanes (Appendix F) require horizontal flyovers at not less than the highest power in the normal operating range and the use of the dBA unit for noise evaluation; however, for transport category large airplanes and turbojet powered airplanes (Appendix C) there are three-point measurements involving takeoff, sideline, and approach noise. The noise evaluator for these Appendix C aircraft is the EPNdB. Thus, Part 36 prescibes rules that minimize the noise generated by aircraft of each regulatory class without requiring that the noise measurements, units, or limits themselves be identical for all classes. However, for each regulatory class, Part 36 requires application of the best economically practical technology appropriate to that class.

As discussed in Notice No. 73–32, air traffic constraints on the operation of helicopters in terminal areas may vary considerably and may be severe at large airports with little or no restaints at smaller airports and heliports. Similarly, the range of community noise sensitivity varies from critical at some metropolitan heliports to negligible at remote locations or at designated helicopter pads at major commercial airports. Thus, while some noise advantage can accrue from the unique operational capabilities of the helicopter (such as steep or vertical climb and descent), this advantage is sometimes negated by operational contraints or heliport size. Helicopters are often operated from small heliports in congested areas and flown at relatively low altitudes. As a result, the noise impacts of such aircraft can be significant to the surrounding communities.

Many of the respondents to Notice No. 73–32 pointed out another issue regarding helicopter noise type certification. This is the choice of an

appropriate noise descriptor unit. As discussed earlier, FAR Part 36 already employs two such descriptors, dBA and EPNdB. In proceeding with rule making, it is necessary for the FAA to consider whether either of these units, or a modification of one of them, or a totally different unit is appropriate for helicopters. To do this requires an examination of characteristic helicopter noise sources.

C. Helicopter Noise Sources

The principal noise sources of helicopters are those associated with the main rotors or main and tail rotors, drive engines, and gearboxes. These sources produce both broadband noise, extending over the entire audible spectrum, and discrete frequency noise, which may or may not itself be detectable to the human ear. Under certain flight conditions, helicopter rotors may also generate a distinctive impulsive noise, descriptively termed "blade slap" or "banging." However, blade slap often can be minimized or avoided operationally by using the proper combination of airspeed and rotor speed.

1. *Rotor Noise.* Rotors produce noise due to the fluctuating aerodynamic forces on the blades and the displacement of the air by the blade section. Also, at high tip-speeds and high flight speed, the flow over the blade section can exceed sonic velocity near the tip and a local, moving shock wave is generated. Finally, time-varying blade loads may occur due to interaction with atmospheric turbulence, tip vortices, or the flow from another rotor.

Characteristic rotor noise signatures consist of both discrete frequency and broadband components. The discrete frequency components are referred to as "rotational noise harmonics" and occur at multiples of the blade rotation (RPM) frequency. Rotational noise is a result of the pressure field caused by the rotor blade loading due to torque and thrust. Interaction with ingested turbulence or tip vortices can significantly increase harmonic content of rotational noise. Cyclic pitch and forward flight can give rise to a blade loading which varies once per revolution. Under certain conditions, this can cause impulsive noise, characterized by highly annoying "banging" sounds.

The origin of much of the broadband rotor noise is the turbluence contained within the air flow into the rotor blades. The FAA believes that prediction of rotor broadband noise, based on rotor geometry and operations, using empirical procedures has become highly acceptable. However, the success of such methods can be misleading in that they do not model the detailed acoustic and aerodynamic processes, but rely on generaliations of existing test data. However, the FAA believes that adequate rotational noise theory exists to make valid predictions of helicopter rotor noise. The limitation of these predictions appears to be that an adequate definition of the required input parameters, such as blade loading, is required for accurately predicting the noise. The FAA believes that additional work in this area on actual vehicles is necessary before noise reductions larger than those proposed in this notice can be achieved without resorting to costly empirical "cut-and-try" development of helicopter designs.

Impulsive noise can be considered as a special case of rotational noise. Interactions between tip wake filaments and the rotor blades are one major cause. Compressible aerodynamic effects are another major cause. One difficulty in calculating noise of vortex filament interaction is specifying the details of the aerodynamic flow immediately ahead of and around the blade. This is due to the complex and variable trajectories of the vortex filaments and the blades during operation. The impulsive noise that occurs during high speed cruise of a single rotor helicopter is believed to be caused by the increase in compressible drag on the advancing rotor blade due to the high resultant of rotational and flight speed. As in other rotor noise predictions, further study is needed on the specific quantification of the aerodynamic inputs required for the calculations. Further, it should be noted that the propagation of high-intensity, short-duration sound pulses, such as those generated by the above methods, is often different from that created by low-intensity, sound signals. Typically, these "finite amplitude" sounds have been studied in relation to a noise characteristic referred to as the "blast phenomena."

2. *Engine Noise.* Helicopter engines typically produce noise over a broad frequency range. In turbine engines, the compressor generally contributes to high frequencies while engine exhaust dominates at low frequencies, although high frequency turbine tones occasionally occur in the exhaust. Engine noise research has received recent attention because of its importance in turbofan engines. The noise components of engines identified in these studies are jet noise, combustion noise, turbine nose, and compressor noise. Jet noise in helicopters is not considered significant for today's helicopters because of the relatively low exhaust velocities of turboshaft engines as compared to turbojet engines. Combustion noise, which appears as a broadband noise that peaks near 400 Hz, is often the dominant component of noise from turboshaft engines, like those used on helicopters. Turbine noise appears at higher frequencies and consisits of tones and broadband noise. Compressor noise occurs at high frequencies and is the lowest level component of engine noise. Generally, compressor noise is most easily suppressed with sound absorbent duct liners.

Two basic approaches to engine exhaust noise suppression can be used. The first appraoch actually reduces the noise produced through changes in engine design or operating parameters. That approach appears promising for future engine designs, but may result in increased weight and size or increased fuel consumption when compared to current engine configurations. The second approach is the use of acoustically treated ducts to attenuate the noise generated. This approach increases aircraft weight and may adversely affect engine performance.

Turboshaft engines installed in helicopters greatly increase high altitude/hot day performance capabilities and are lighter in weight than reciprocating piston engines of comparable power. The lower weight powerplant increases the useful loads of helicopters. For example, a Bell 47G–4A is normally powered by a 305 horsepower piston engine weighing 444 pounds. The same helicopter has been modified to be powered by a 420 (derated) equivalent, shaft-horsepower, turbine engine weighing 158 pounds. Thus, the useful load of the turbine powered version is essentially increased by 286 pounds and the advantage of the increased high altitude/hot day performance capability attributable to the turboshaft power installation. However, that increased useful load and higher performance also involve the higher cost of the turboshaft engine. The FAA believes that the demand for lower priced piston powered engines will continue for many years filling the need for less expensive personnel, training, law enforcement, and light utility helicopters.

Noise control technology for piston powered engines can be applied to helicopters powered by those engines. Installation of improved muffler kits has greatly reduced the engine noise emitted by piston powered light helicopters. Hughes Helicopters has certificated its Model 300 CQ which, in addition to

having a dual muffler kit installed, may be flown in a quiet mode at 93% engine RPM. Operating in this mode at 50 MPH, the helicopter noise has been measured at 65 dBA at 500 feet vertical distance. Pending the availability of lower cost small turbine engines, small helicopters powered by piston engines will continue to enter the civil helicopter fleet well into the decade of the eighties. In the meantime, the FAA believes that the noise abatement methodology for small, piston engine helicopters can equal or better the technology applied to turbine powered small helicopters. Accordingly, the proposed rule applies to helicopters powered by both turboshaft engines and piston powered engines consistent with the considerations of § 611 of the Act.

3. *Gearbox Noise.* Gearbox noise sometimes can be detected in the noise signature of a helicopter due to direct radiation from the gear casing or from reradiation from the structure coupled to the gearbox. However, gearbox noise is not generally considered a significant exterior acoustic problem of current helicopters. Nevertheless, as quieter helicopters are developed in the future, they may require gearbox noise suppression. Significant progress has been made in understanding gearbox noise mechanisms over the past eight years. This has included development of both analytical and empirical noise prediction procedures. The empirical methods are relatively easy to use and offer reasonable accuracy in helicopter applications. Analytical methods, on the other hand, require a great deal of detailed design information and, at this time, still require some empirical corrections. The FAA believes that the empirical procedures are best used to estimate levels of existing gearboxes while the analytical procedures find their best application in diagnosing noise problems in new gearbox designs and developing source noise suppression techniques.

4. *Conclusion.* Extensive literature exists on the understanding, description, and prediction of these noise sources. Studies range from simple empirical equations showing the relation of a few gross design and operating parameters with the resulting noise to extensive open-form solutions requiring detailed design information which can be applied only by means of a high speed computer. The state-of-the-art in source noise understanding and prediction has by no means progressed to the point where all aspects of the theory have been fully developed. However, the solutions to fundamental noise problems are reasonably well understood and predictable in principle. Application of the currently available theories and methods to the designing or redesigning of components has generally resulted in noise reduction, although a deeper understanding in some areas, especially those related to broadband noise, is required to achieve substantial reductions without extensive developmental testing. The FAA believes that the noise standards proposed in this notice would prevent escalation of helicopter noise levels above levels supported by current technologies and provide a regulatory basis and incentive for future helicopter design developments to improve upon the state of the art.

D. Noise Tests

For all regulated classes of aircraft, except propeller-driven small airplanes (12,500 pounds or less maximum weight), FAR Part 36 prescribes noise standards in terms of a three-point measurement scheme. The purpose of those measurements is to adequately measure and limit noise emissions during both takeoff and approach by requiring the application of noise reduction and suppression technologies that are economically reasonable, technologically practicable, and appropriate for the particular type of aircraft. Since the major noise source of current conventional turbojet powered aircraft is the turbofan or turbojet engine, that three-point technique was designed to measure and limit the engine inlet, fan discharge, and core jet exhaust sound emissions. However, helicopters have considerably different noise sources and operational trajectories than conventional airplanes. Therefore, any appropriate rule must take into consideration these different characteristics and must fairly measure the noise in such a way that the noise reductions achieved through certification limits actually accrue to the benefit of the public health and welfare. Further, any rule should encourage the application of all appropriate noise control technology that is practicable within economically reasonable constraints and consistent with the highest level of flight safety. As an illustration, one of the most significant parameters to rotor noise source mechanisms is rotor tip-speed. However, limitation of tip-speed can lead to retreating blade stall, decreased autorotative capability, and diminished maneuverability. In addition, for a given airfoil, any significant loss of lift caused by lower speed must be offset by increased rotor solidity. To compensate requires either more blades or blades with wider chords. As an example, when Boeing Vertol modified a CH–47 Chinook helicopter as a demonstrator, the modifications included:

(1) Increased aft pylon height and longer fuselage to avoid tandem rotor blade/wake interaction.

(2) Advanced airfoils including thin tips to minimize vortex shedding.

(3) Four-bladed rotors, replacing three-bladed versions, to permit a decrease in tip speed.

Those modifications completely eliminated the blade vortex interaction noise resulting from the tandem rotors during forward flight. They also noticeably reduced rotational noise. The result in forward flight was a reduction of 23 decibels in the one-third octave band centered at 125 Hz. However, those changes may also result in corresponding (although not necessarily proportional) increases in direct operating costs and decreases in useful payload weights. For example, an industry report stated that a 10% decrease in rotor tip speed could result in approximately 6% decrease in payload weight.

An airfoil shape optimized for high-speed, low-noise forward flight is different from one optimized for hover performance. The differences in airfoil results in differences in both rotor aerodynamics, and noise signature. Thus, the acoustical characterists of a rotor that has been optimized for one type of operation may differ from the characteristics of a rotor designed for maximum performance in another operating mode. Since consideration of any noise certification rule promulgated under § 611 of the Act must include appropriateness to type of aircraft to which it applies, it is necessary to require adherence to standards that do not encourage meeting the prescribed noise limits by redesigning the aircraft for lower noise under one operating condition at the expense of significantly higher noise at other modes in which the helicopter may be operated. FAR Part 36, Appendix C, addresses this issue for subsonic turbojet powered aircraft by setting takeoff, sideline, and approach noise standards. In fact, measurements of sideline noise at several locations are required to assure that fan exhaust noise along the sideline during takeoff does not increase disproportionately as jet noise radiated rearward is diminished. For helicopters, the requirements to demonstrate the balanced application of appropriate noise reduction technoloy can be met by the use of three relatively simple flight test procedures indicative of standard operations. These are: (1) A takeoff noise test; (2) a flyover noise test; and

(3) an approach noise test. A separate hover noise test was considered but is believed to be unnecessary since (1) the blade design technology which would be demonstrated by such a test is equally evident to sideline microphones during the takoff, flyover, and approach flight test procedures, (2) hover time represents less than one percent of the operating time of helicopters during normal operations, and (3) narrow band frequency data of hover show evidence of a ground-plane-reflection effect which complicates the repeatability and reliability of these data under separate tests.

Thus, the three flight test series and the noise measuring points were selected to require the balanced application of available noise reduction technology to certification of helicopters under the proposal. The interrelationship of noise levels, test methodology, and noise measuring points results in a noise standard that achieves the greatest noise reduction consistent with the considerations under § 611 of the Act. Necessarily, under the proposed standard those factors are interdependent in achieving the noise reduction objectives. The selection of the particular levels, methodology, and distances for the proposed rule accounts for the operating noise emission characteristics of helicopters. The FAA believes the computation of three average noise values, one for each flight test series, ensures that the recorded noise data in each three microphone array properly reflects the full range of data produced during each noise test and the appropriate weighting of measured noise levels at each noise measuring point.

The FAA believes that the versatile operational performance capabilities of helicopters require noise certification test and measurement conditions which differ slightly from those currently applied to airplanes. For example, a six degree approach is proposed to accomodate the helicopter's ability to conduct steep approaches at relatively show airspeed. For the takoff test, the microphone is proposed to be located only 1650 feet from the point at which takeoff power is applied to permit the measurement of the noise levels of the helicopter while in the best rate of climb attitude at high power and rotor settings. In the flyover series, the reference speed proposed is 90% of either the maximum speed in level flight with maximum continuous power (V_H) or the never-exceed speed (V_{NE}), whichever is lower, since it represents a high cruise speed in level flight at a high gross weight and high power and rotor settings. The noise levels recorded at the measuring points are expected to represent those which can be achieved using normal piloting techniques in the heliport/helistop operating areas. The FAA believes that the proposed test conditions can be duplicated practicably and safely in normal operations and the resulting noise levels are those that flight crews can achieve by using normal helicopter operating techniques.

E. Noise Descriptor Unit

Various noise rating scales intended to accurately assess the subjective, or perceived, response to aircraft noise have been investigated for more than twenty years. Some difficulties of conducting meaningful tests occur where the results are determined by persons judging different types of sounds (particularly in test chambers using recorded aircraft sounds). Those tests have led to considerable confusion about the various rating systems and units. Since the noise description unit chosen for use under the proposed standard must be appropriate to helicopters, the FAA, in association with the International Civil Aviation Organization (ICAO), Working Group B, has devoted considerable attention to the technical consideration underlying that selection. Particular attention was paid to the two noise units (dBA and EPNdB) currently used in Part 36 and to variations of those units. As previously indicated, the dBA unit is currently used for propeller-driven small airplanes (12,500 pounds or less maximum takeoff weight), while the EPNdB unit is used for all transport category large airplanes (above that weight) and turbojet powered airplanes, including Concorde supersonic transport airplanes (SSTs).

The EPNdB unit was not adopted for the lighter weight propeller-driven airplanes because it was found to be unnecessarily complex for the nature of the noise problem being regulated. Instead, the dBA unit was chosen to make the measurements of noise from light, propeller-driven airplanes more compatible with measurements used for the broad range of industrial and transportation noise sources. However, most recognized noise problems that occur as a result of helicopter operations (even for small helicopters) more resemble those encountered with transport category and turbojet airplanes than those from the light, propeller-driven airplanes. This is, in part, because helicopters are most often operated in support of commercial or industrial activities rather than as personal or pleasure aircraft. Also, because of their unique operating characteristics, they often operate at or near both maximum weight and maximum speed at relatively low altitudes over and near urban and other populated areas. Therefore, a unit that accounts for both the presence of tones and the duration of the noise is believed to be appropriate. Since industry, citizens' groups, and governments at all levels have found the EPNdb to be useful in describing and controlling most airplane noise impacts around airports, the FAA proposes the use of this unit for helicopters also. Obviously, there are other potentially useful units and rating systems that either have been or could be devised that also meet these criteria. However, this unit has several advantages. It is already used for certificating a wide variety of other regulated aircraft classes and, therefore, noise impact comparisions among those classes can most readily be made in this unit. In addition, significant amounts of data from current helicopters already exist in this unit which help provide a basis for the FAA to set appropriate noise certification compliance levels.

The FAA has carefully considered alternative versions of and corrections to the EPNdB unit that might be employed. For example, the FAA conducted flyover test demonstrations to determine the usefulness, if any, of several evaluation procedures that included correction penalities for impulsive noise ("blade slap"). After careful consideration and evaluation of the human response data from these tests, it is believed that, at this time, no conclusive support exists for adoption of one proposed adjustment method over another or for any adjustment at all. The impulsive corrections imposed specifically to account for incremental changes in annoyance associated with blade slap have not proven effective. Further psychoacoustic studies should be conducted to determine if subjective response to helicopter impulsive signals would require an annoyance increment to be added to the certification noise unit. However, EPNL at least partially accounts for the reported annoyance due to blade slap. Further, the use of EPNL is fully consistent with current certification procedures. The environmental assessment prepared in conjunction with this notice discusses in greater detail the FAA and NASA reports which form the basis for these conclusions. Thus, the FAA proposes that the unmodified Part 36 EPNdB be employed in the measurement and certification of civil helicopters. Additionally, blade slap is not expected to be present in new technology

helicopters at the noise levels being proposed for certification.

F. Noise limits

In considering the noise level standards to be incorporated into the proposed rule, it was necessary to consider the levels attainable from current production helicopters and the reductions in sound levels achieved by research demonstration. Work on the specific helicopter noise standard issues was begun in 1974 and has been a process involving the FAA, the ICAO, the U.S. helicopter industry through the Helicopter Association of America, the Transportation System Center, the National Aeronautics and Space Administration and the International Standards Organization. Even before the testing methodolgy and noise descriptor unit were selected, the FAA and the ICAO began gathering aircraft noise level data that were taken in accordance with, or correctable to, the alternative procedures selected, including many expressed in terms of EPNL. In some cases, data taken by various countries in evaluating the efficiency of the various testing methodologies and procedures were already available. However, the FAA felt that additional aircraft should be examined in order to evaluate the noise levels attained by current production helicopters and the reductions achieved by research demonstration.

To determine current noise levels, tests of actual in-service helicopters were conducted by the FAA, as part of larger cooperative venture by the ICAO. During these tests, noise data were recorded from eight representative types of helicopters: The Hughes 300C and 500C; the Bell 47G, 206L, and 212 (UH–IN); the Sikorsky S–61 (SH–3), and S–64, and the Boeing Vertol 114 (CH–47B). The testing consisted of hover, level flyovers at 500 feet, and approaches on three, six, and nine degree glide slopes. Data were processed in various noise units, such as dBA, EPNdB, PNdB, and PNdB(T). Additional data were acquired at the FAA's National Aviation Facilities Experimental Center during June, 1979. The flight procedures proposed in this notice (including takeoff, flyover, and approach) were utilized to examine eight types of helicopters. The data acquired is being used to (1) test the feasibility of these FAA developed flight profiles for helicopter noise certification, (2) demonstrate the repeatability of each flight profile by various types of helicopters, and (3) acquire a combination of noise/altitude data on a mix of current production helicopters. These data were supplemented by other data available from the ICAO and other published reports. In all, data from 23 different helicopter models and types were compiled. The table below summarizes the measured noise levels of each helicopter and indicates the noise limit that would apply to that weight aircraft under the proposed noise limits.

In setting a noise level limit under § 611 of the Act, the FAA must consider, among other things, what is "economically reasonable" and "technologically practicable." These considerations have been reflected generally in previous rule making by requiring the application of the best of the currently in-use noise abatement and suppression technologies. The FAA believes that application of a technology in current production or design by at least one aircraft manufacturer provides a strong indication that that technology should be incorporated to satisfy the statutory requirements under appropriate rules. However, care must be taken to ensure that the demonstration of technology application is typical of a broad range of aircraft within the particular regulated class and not just for special purpose, or limited mission aircraft. In this manner, the proposed limits also demonstrate what may be appropriated for the particular type of aircraft to which the limits would apply. For helicopters, there is not just one technology or technique whose use will ensure an economically-viable, low-noise aircraft; rather, there is a family of technologies and related good engineering practices. Quiet helicopters are being developed today because the tradeoffs between source noise and operational productivity are fairly well understood and predictable. The FAA believes that appropriate balancing of these tradeoffs can lead to a better performing helicopter, since it has been shown that frequently what is good for noise reduction is also good for the economic viability of the aircraft in general.

BILLING CODE 4910-13-M

Aircraft Type	Test Weight lbs.	Noise Levels EPNdB					
		Take-off		Approach		Level Flyover	
		Meas.	Limit	Meas.	Limit	Meas.	Limit
H 300C	1804	-	86.1	-	87.1	80.6	85.1
H 500C	2250	85.1	87.1	87.7	88.1	85.8	86.1
Bell 47G	2728	-	87.9	89.6	88.9	90.3	86.9
SA 341G	3970	92.5	89.4	89.5	90.5	86.1	88.5
Bell 206L	4000	85.9	89.6	90.3	90.6	85.8	88.6
AS 350	4180	89.2	89.7	91.2	90.7	87.2	88.7
SA 342	4180	-	89.7	95.5	90.7	88.2	88.7
BO 105	5070	89.1	90.6	91.7	91.6	88.4	89.6
A 109	5390	-	90.9	93.0	91.9	90.4	89.9
SA 360	6600	92.4	91.7	-	92.1	-	90.1
SA 365	7480	-	92.3	94.0	93.3	89.4	91.3
MI 2	7755	-	92.4	96.1	93.4	89.5	91.4
WG 13	9350	91.6	93.2	96.9	94.2	97.7	92.2
Bell 212	10500	91.7	93.7	95.7	94.7	94.6	92.7
SA 3305	15532	95.4	95.4	95.6	96.4	91.4	94.4
SA 330J	16280	97.8	95.7	96.1	96.7	93.6	94.7
S-61	22050	95.9	97.0	94.0	98.0	92.6	96.0
MI 8	25212	-	97.6	99.6	98.6	97.3	96.6
SA 321F	25300	98.4	97.6	98.6	98.6	92.0	96.6
S-65	37000	95.7	99.2	99.9	100.2	97.1	98.2
CH 47	40920	-	99.7	105.4	100.7	107.6	98.7
S-64	42812	-	99.9	98.6	100.9	96.7	98.9
MI 6A	88440	-	103.0	107.4	104.0	103.4	102.0

BILLING CODE 4910-13-C

While the requirement for consideration of standards that are "economically reasonable" may mitigate against requiring application on any one helicopter of the full range of proven sound attenuation techniques, two separate government-funded programs found that reductions of the order of 12 PNdB were attainable from widely divergent helicopters, the Hughes OH–6A and the Boeing Vertol CH–47C. The manufacturers of these helicopters now offer models that are from six to ten EPNdB quieter for their weights than the previously tested unmodified OH–6A and CH–47C helicopters. Accordingly, the FAA believes that economically reasonable and technologically feasible noise level limits can be established and that the limits proposed in this notice achieve that objective as part of an integrated and comprehensive noise standard. The proposed noise limits for each test series (takeoff, flyover, and approach), are proposed in conjunction with the proposed noise measurement, evaluation, and calculation specifications.

From the noise test data collected and analyzed, the FAA believes that the maximum helicopter weight to noise level ratio represents an increase of 3.01 dB for each doubling of the maximum weight. Both the FAA and the ICAO technical working group have, therefore, proposed noise standards which reflect that relationship. Under the proposal, for each noise test series, the highest noise limit, which is for maximum weights of 176,370 pounds and more, is reduced by the 3.01 EPNdB ratio for each "halving" of the 176,370-pound weight down to the lowest noise limit for maximum weights of 1,764 pounds and less. For takeoff noise the proposed noise limits varies according to maximum weights between 86 and 106 EPNdB; for flyover noise, between 85 and 105 EPNdB; and for approach noise, between 87 and 107 EPNdB. Based on its review of helicopter noise levels and a recent study to determine economically reasonable and technologically practicable noise limits, the FAA believes that these proposed noise limits are consistent with the considerations of § 611 of the Act. A more detailed discussion of the proposed noise limits and their basis is contained in the environmental assessment of this proposal.

Under the proposed tradeoff provisions, the calculated noise limits may be exceeded for one or two noise test series if the sum of any exceedances is not greater than 3 EPNdB while any exceedance for any single test series is not greater than 2 EPNdB and any exceedances are completely offset by noise below those required for the remaining calculated noise levels. As for turbojet powered aircraft under Part 36, permitting these limited exceedances for helicopters provides needed flexibility in design parameters within reasonable noise prediction tolerances.

G. Noise Measurements and Evaluation

The FAA proposes to require that sound pressure level data for helicopter noise certification be obtained, recorded, and analyzed with acoustical equipment under measurement and evaluation procedures substantially as prescribed in current Appendixes A and B of FAR Part 36. However, certain substitute requirements, which are specifically identified as such in the text of the rules, are proposed to better account for differences in helicopter noise characteristics from those of conventional airplanes. For example—

1. Separate noise level data from these three flight test series (takeoff, flyover, and approach) would be recorded by an array of three microphones at noise measuring stations 492 feet apart along a straight line perpendicular to the reference flight track. The center microphone, at the flight-track noise measuring station, would be directly under the reference flight path, 4 feet (1.2 meters) above the ground.

2. The flight-track noise measuring station would be overflown at least six times for each of the three noise test series (3 in each direction for the flyover test). As under current Appendix A, after correction and adjustment, the test results would be required to produce average EPNdB values (and their 90% confidence limits) for each test series. The samples must be large enough to establish statistically the required 90% confidence limits not exceeding ± 1.5 EPNdB for each test series. No test result may be omitted from the averaging process, unless otherwise specified by the FAA. The calculated average EPNL values for each test series, within the 90% confidence limits obtained by the foregoing process would be those by which the noise performance of the aircraft would be assessed against the noise certification criteria, and reported to the FAA.

The FAA is also considering alternative proposals regarding the permissible exclusion of certain "pseudotones" from the calculation of tone corrections in computing the Effective Perceived Noise Levels (EPNL) for helicopters under proposed § H36.201. Under § B36.5(m), which might be incorporated by H36.201, tones resulting from ground-plane reflections in the 800 Hz and lower one-third octave bands may be excluded during the calculation of the tone correction used in computing the EPNL. To qualify for this exclusion, the pseudotones "must be clearly identified as not being related to the engine noise." However, while they may be excluded from the tone correction they are included in the noy calculation portion of the EPNL computation.

That permissive exclusion (at the option of the applicant) was included in Part 36 to avoid penalizing applicants for nonaircraft related effects resulting solely from the geometry of the microphone installation during aircraft tests. Such pseudotones are seldom, if ever, discernible by people exposed to conventional turbojet aircraft noise but have been shown to artificially influence the computed EPNL value. The objective of noise certification is to require the application of the best economically reasonable noise reduction technology to further protect the public health and welfare. Therefore, exclusion of pseudotones for turbojet and turbofan powered aircraft is justifiable when those tones are not related to the application of technology or to the public health and welfare.

In its decision to recommend the use of EPNL for helicopter noise certification, the ICAO technical working group examined the efficacy of also applying the pseudotone exclusion to helicopters. However, because of the pronounced low-frequency tonal characteristics of helicopter noise (particularly in the presence of blade slap), they found that removal of the pseudotones could interfere with an adequate assessment of the effects of helicopter noise. Further, the use of the average of three microphones for helicopters instead of the one used for turbojets, appears to blur the influence on the reported EPNL.

The FAA believes, based on current analysis, that the ICAO assessment is correct. Accordingly, proposed § H36.201(b) would specifically disallow exclusions of pseudotones from tone correction calculations. However, the FAA also believes that further technical investigation is needed to support adoption of that proposal. Thus, comments are specifically invited which provide technical data and analysis on that issue.

H. Acoustical Changes

Under the proposal, acoustical change approval would be required for changes in type design involving (1) a change to, or by removal of, a muffler or other

component designed for noise control, (2) any design change which results in an increase in maximum rotor RPM, maximum continuous power, takeoff power, or maximum takeoff weight; and (3) any other design change that the Administrator determines might increase the noise levels of that helicopter. While helicopter design and performance changes and noise are closely related, they are also quite costly. The FAA also notes that helicopter derivatives are usually growth versions with increased payload or operating range and, thus, increased weight. The costs of redemonstrating compliance with airworthiness requirements by these heavier versions is quite high due to the primary and secondary effects of those changes on the airworthiness characteristics of the "parent" helicopter type. The FAA believes that most acoustical changes would result from design changes made by the holder of the type certificate rather than individual owners of the helicopters. However, the proposed rule applies to design changes regardless of who makes them or whether the changes are to an in-production or post-production aircraft. Thus, all design changes that might increase noise levels would be covered by one or more of the proposed acoustical change elements and those kinds of changes that the FAA believes inherently affect noise levels are specifically identified. Other design changes must be analyzed to determine whether they might involve noise increases.

Acoustical change approvals applied for on or after the effective date of the rule would be governed by one of the three basic requirements. Any Stage 1 helicopter before a change in type design would not be permitted, after the design change, to increase any noise level created prior to the change in type design. Each Stage 2 helicopter before a change in type design, would be required to continue to be a Stage 2 helicopter by showing compliance with Stage 2 noise levels after the design change.

I. Operating Limitations and Information

Under the proposal, as is currently required for other aircraft under Subpart G, the test procedure used for noise certification, the required "no determination" statement, and the certificated noise levels would be provided in any combination of approved rotocraft manual material, markings, and placards. If the helicopter is noise certificated at less than the maximum certificated weight, that lesser weight must be shown as an operating limitation.

VIII. Comments to Notice No. 73–32

As previously indicated, interested persons have been afforded an opportunity to participate in the development of proposed short-haul aircraft noise regulations, including those which would apply to helicopters. Those comments received have been reviewed and duly considered in proposing this rule-making action. Nineteen commenters responded to the ANPRM (Notice No. 73–32). Comments were received from foreign and U. S. governmental agencies, foreign and domestic aircraft and aircraft engine manufacturers, and aviation trade/industry associations. The issues addressed by the commenters were mainly those objectives and inquiries posed in the ANPRM. Of particular importance to this notice, the comments addressed the prematurity of proposing noise regulations at this time for short-haul aircraft as a whole or for aircraft subclasses other than helicopters. Many commenters offered general support for, and recommendations regarding, the form and substance of separate proposed noise rules for helicopters.

As noted by several commenters, many aircraft with short or reduced takeoff and landing characteristics are currently type certificated under airplane categories already subject to the noise standards under Part 36 (Subpart A, covers transport category large airplanes and turbojet powered airplanes, and Subpart F, covers propeller-driven small airplanes). As vertical and short takeoff and landing airplane technology advances, it may be appropriate for the FAA to consider and adopt airworthiness and environmental standards separately for new or revised classes of aircraft. This notice, however, proposes noise regulations only for helicopters in the normal, transport, and restricted categories for which airworthiness standards already exist under FAR Parts 21, 27, and 29. This response to comments submitted to the docket for Notice No. 73–32 focuses primarily on those issues affecting a proposed helicopter noise standard. However, while the FAA has decided not to proceed with proposed rule making at this time except for helicopters, these matters concerning nonhelicopter issues have been fully considered. That decision does not commit the FAA to a particular course of action in any future regulatory proceeding regarding airworthiness or environmental regulations concerning advanced technology vertical or short takeoff and landing aircraft as separate regulatory classes. The comments submitted are discussed as follows:

A. A "Short-haul" Aircraft Class

Most commenters addressed the use of the term "short-haul" to describe the affected class of aircraft and the criteria for defining the composition of that class. From the various views, the disagreement among commenters was clearly evident regarding the prospective regulatory class and which characteristics of the various aircraft discussed in the ANPRM should control in determining appropriate classes and subclasses. Most comments pointed up the complexities and competing objectives involved in attempting to define for noise regulation purposes a broad, yet undeveloped class of aircraft for which no separate airworthiness standards have been prescribed. However, many commenters recognized the commonality among, and unique characteristics of, helicopters. Most of those commenters viewed the helicopters as a readily identifiable class for which there is a demonstrable need to develop and prescribe noise standards separately from other possible shorthaul aircraft subclasses. (Since the ANPRM used the term "short-haul" to identify the affected class of aircraft, that term is used in this notice rather than any other, sometimes more descriptive, term suggested by commenters.)

The FAA agrees that a satisfactory definitional basis of "short-haul aircraft" for noise purposes is still lacking. It also agrees with the suggestion that it may be necessary to prescribe individual standards for various subclasses of short-haul aircraft. Helicopters are distinguishable from other possible short-haul aircraft subclasses. Helicopters do not require the same facilities as fixed-wing aircraft. They have different operating and noise emission characteristics from other aircraft. Siting considerations for many heliports differs considerably due to the operational characteristics of helicopters. The FAA believes the rule proposed in this notice reflects those distinctions and provides appropriate noise standards consistent with airworthiness regulations and would generate information on measured noise levels that are indicative of actual in-service helicopter performance. Within the framework of current FAR Part 36, the FAA believes it can adopt noise rules that are appropriate to helicopters and compatible with the structure and concepts of current noise rules. This can be accomplished without patchwork

regulations feared by some commenters. Neither does the proposal establish the unnecessary illusion that, for noise purposes, most, if not all, aircraft are of a single class and should be treated identically under the rules.

The FAA does not agree with the suggestion made by one commenter that this proposed rule should begin by certifying heliports rather than, or in addition to, noise type certification of helicopters. The FAA does not dispute the interrelationships among the factors of aircraft noise levels, operational capabilities, market economics, and airport noise sensitivity in considering the full helicopter noise problem. The FAA agrees that an adequate resolution of those problems frequently must include both aircraft noise regulations and complementary airport noise planning and implementation. However, the FAA believes that the important initial step for the Federal government is to promulgate aircraft noise standards which preclude further escalation of helicopter noise levels and provide the basis for assessing compatibility of operating certain helicopter types in the future at specific locations. Thus, this notice is not intended, and cannot be considered, as leading to rules that would provide the complete resolution of all matters concerning helicopter noise impact on local airport communities. However, within the structure and purpose of FAR Part 36, it proposes the necessary, initial noise type certification standards for helicopters.

As currently stated in § 36.5, which would also apply to certificated helicopter noise levels, "[n]o determination is made, under this part, that these noise levels are or should be acceptable or unacceptable for operation at, into, or out of, any airport." That position is in conformity with the authority and responsibility of the airport proprietor concerning "local option" under the Federal Aviation Noise Abatement Policy, issued by the Administrator and the Secretary of Transportation on November 18, 1976.

Several commenters responded to the objective stated in the ANPRM regarding the extent to which the definition of short-haul aircraft should include assessment of the economic impact and technological feasibility of responsive noise rules.

The FAA agrees with commenters who felt that, while an appropriate regulation would be fair and impartial and not excuse economic or technological shortcomings of certain aircraft characteristics, it should fully account for the economics and technology for maintaining or reducing the impacts on the airport environment. It should do so without needlessly restricting development of aircraft whose operating characteristics are essential if the desired air transportation services at properly designed close-in facilities are to be provided. The FAA believes that it is premature to assess with any degree of confidence the extent to which economic and technology considerations should influence any proposed rule for short-haul aircraft other than helicopters. The differing views and suggestions of commenters on these matters are a further indication that the resolution of the controlling questions involved has not been sufficiently developed for any other regulatory decision to be formulated at this time. Thus, this notice proposes noise standards only for helicopters.

B. Prediction of Noise Level Characteristics

In the ANPRM, the FAA stated its concern on whether it was advisable, or possible, to attempt to set noise standards before the development of a short-haul class of aircraft. Several commenters pointed out that while various noise characteristic prediction methods have been applied to a number of individual aircraft types that might be included in a short-haul or other separate regulatory class, there is no experience which can be viewed as supporting generalizations of those methods to other situations. The problem is not made easier by the lack of a current definition of the potential regulatory class to which the methodology would apply. Landing and takeoff noise characteristics are extremely difficult to predict accurately with any degree of certainty. According to some commenters, many techniques tend to work only to a particular manufacturer's design details and the resulting acoustics data are not generally exchanged among manufacturers, primarily for competitive reasons. Thus, no broad critique of those individual methods had been done by the aviation industry at the time the comments were submitted.

Despite the generally negative tone of comments received on this matter, the FAA notes with encouragement that it has since become the subject of continuing discussion and that most commenters were more positive in their views at that time concerning the availability and development of predictive methodologies for helicopters. Since the FAA is not concerned *per se* with predicting precise noise levels for regulatory purposes, the helicopter's already advanced stage of development and use provides a workable basis of measured noise and performance data of existing types. Further, since 1973 when the ANPRM was published, specific attention and study of helicopter noise characteristics has added considerably to the body of knowledge. FAA's interest in the existence of adequate prediction techniques is in ascertaining whether manufacturers are able to determine which design features must be considered for incorporation at early stages of the designing process to assure their application in new or modified designs. The FAA believes that, based on the comments and its own studies, that capability exists for helicopters; it is improving, and for helicopters as a regulatory class, that capability can and should be applied.

C. Application of Noise Techniques

Many of the commenters responded to the ANPRM inquiry into the extent to which noise reduction methods for "conventional" aircraft can be applied as noise reduction techniques for the various aircraft considered for inclusion within the class of short-haul aircraft. Commenters noted that, except for rotor-wing aircraft, current Part 36 already applies to most of those aircraft included in the proposed short-haul regulatory class. Thus, the issue of noise reduction is essentially whether, and, if so, to what extent under § 611 of the Act, those aircraft should be governed by noise standards specifically tailored to a new class of aircraft in order to account for their distinctive takeoff and landing characteristics. Some commenters pointed out that noise technologies used for conventional aircraft types have limited application or influence on design options that have noise emission consequences for short-haul aircraft. To some, current Part 36 is believed to be ill-suited to provide appropriate noise standards. However, most commenters felt strongly that it is premature to attempt to define a new regulatory class in the absence of separate airworthiness rules or any other correlation among any distinctive performance or environmental characteristics. As previously discussed, the FAA agrees that a satisfactory definitional basis of short-haul aircraft for noise purposes is still lacking and, thus, consideration should be given to other reasons for separate classes of noise rules before a regulatory decision to proceed with rule making can be made. As shown by the differing views and suggestions of commenters, a resolution of the central issues involved

has not been sufficiently developed for any other regulatory decision at this time. The FAA is continuing to monitor developments in those areas and to provide opportunities for directed inquiries into promising areas of investigation. As progress is made, the FAA will consider additional rule making to provide any appropriate amendments to the noise standards under § 611 of the Act.

Several commenters addressed the noise reduction capabilities for helicopters and identified the three main noise sources as engines, rotors, and gear boxes. They generally agreed that engine and gear box noise can effectively be reduced significantly using existing techniques. However, commenters were less optimistic regarding the extent to which rotor noise can be dealt with under then existing methods. At the time comments were prepared, changes in main rotor blade tip speeds had produced some noise benefits but it was felt that the fundamental characteristics were not well enough understood to assume definite benefits would generally be achieved. When tail rotor noise is a factor, commenters were particularly pessimistic about significant results based on the then current knowledge of the means for noise control.

The FAA agrees that there is a reasonable basis for confidence that engine and gear box noise reductions can be achieved. However, the FAA believes that acoustic theory and the state of the art has progressed sufficiently that rotor (both main and tail) noise can also be reduced significantly if noise reduction is a serious design goal just as it is with other performance type parameters. These matters are discussed previously in greater detail under the background of the proposals.

D. Specific Noise Measuring Points

The FAA requested comments regarding whether it is practical to identify specific noise measurement points for certification purposes to provide recorded noise data for the short-haul class of aircraft which can also be used for long range land-use planning and future airport development. Of particular interest to the FAA was the utility of the current Part 36 three point concept for that purpose. Comments were also requested concerning a fourth, more distant, approach noise measuring point to enhance assessment of approach noise levels.

Most commenters, in general, supported the present three point concept for measuring aircraft noise (takeoff, sideline, and approach). Some, however, suggested that in order to account for different characteristics of the aircraft or community noise impacts at various airports for short-haul aircraft, the definitive points should vary in distance. The suggested distances included those from the aricraft (or from the start of takeoff roll or the approach threshold) (1) according to the type of operation for which the aircraft is designed and would be used, (2) according to means of propulsion and lift, or (3) according to the characteristics of the airports it would serve. One commenter noted that no three-point data alone provides adequate information for detailed and specific land-use planning or future airport development. Other commenters stated that the current three-point concept should not be applied directly to helicopters due to their unique operating characteristics. Some commenters supported a two-measuring point approach test to account for aircraft using approach profiles other than a straight, constant speed, gradual descent type profile.

The FAA does not fully agree in all respects with those views. The noise measurement concepts under Part 36 are not intended to prescribe fundamental design parameters of the regulated class of aircraft, to serve as the basis for particular operating procedures or techniques, or by themselves, to be used in developing airport noise plans and implementation. The purpose of noise type certification, based on appropriateness to the type of regulated aircraft, is to ensure the maximum utilization of economically reasonable and technologically practicable noise suppression methodology in the design and construction of aircraft. While additional benefits may be derived from appropriate noise abatement operating rules, the FAA finds no basis to justify reliance on those rules as the sole, or primary means of controlling and abating aircraft noise. The FAA agrees that the noise measuring points for helicopters should not be those currently applied to turbojet powered airplanes but should account for the operating and noise emission characteristics of helicopters. The FAA believes the proposal contained in this notice provides noise measuring points for each noise test series which, when taken together, properly account for those characteristics.

E. Costs and the Rule Concepts

Virtually every commenter expressed doubt that there existed an adequate basis for identifying and quantifying the costs associated with the numerous regulatory concepts which could be proposed to account for the large variety of noise characteristics of a regulated class of short-haul aircraft. Most felt that, until the economic aspects are developed and assessed, any attempt to meaningfully select among alternative regulatory standards is premature and ill conceived. Many suggested that the aircraft data that was available to manufacturers showed an extremely broad range of potential operating and noise emission characteristics for the class of aircraft that would be affected under the ANPRM objectives. Several commenters recommended regulatory concepts which would tie noise type certification and noise levels to specific airport operations to achieve maximum compatibility without undue restrictions on aircraft type designs.

Since in promulgating aircraft noise rules, it must consider whether a proposal is economically reasonable and technologically practicable, the FAA agrees that data involving the cost effectiveness of alternative noise rules considered for application to the broad class of short-haul aircraft identified in the ANPRM have not been developed. Rather than providing a basis for selecting among identified alternatives, the comments as a whole involving the economics of a proposed rule generally pointed out the complexity of developing a broad class noise rule envisioned by the ANPRM objectives. The FAA agrees that an important factor in deciding whether to propose a rule for a particular class of short-haul aircraft is the availability of reliable engineering, economic, and noise data in sufficient quantities for those aircraft. Based on comments to the docket and FAA's review of other information available to it, the FAA believes that a single identifiable regulatory class of aircraft has not yet emerged and that necessary economic data is likewise lacking in adequate detail to permit the development of such a rule. However, the FAA believes there is sufficient certification and noise data regarding helicopters as a class to propose noise standards applicable to helicopters. As the necessary data becomes available, development of additional rules may be considered for an identifiable regulatory class of short-haul types of aircraft.

While the FAA believes that this proposal is economically reasonable, it is aware that detailed economic information is almost exclusively in the possession of aircraft manufacturers and operators. Thus, comments concerning the economic impacts of the

proposal are strongly encouraged and should be detailed and supported to the extent possible. In that connection, it should be emphasized that general or unsupported assertions as to the anticipated economic impact of this proposal will be given limited weight.

The rule proposed in this notice follows the principles suggested by several commenters for providing a simplified three-point measurement with representative flight path tests based on the operating and noise emission characteristics of the aircraft. The FAA also agrees with most commenters who recommended prescribing those noise rules separately from the provisions in Part 36 that apply to other specific regulatory classes of aircraft. However, the FAA does not agree that an entirely new part of the FARs is necessary to accomplish that delineation. The FAA believes that Part 36 can adequately accommodate additional rules for other classes of aircraft based on the general noise type certification concept embodied in the whole of Part 36. Accordingly, the FAA proposes to add a new Subpart H and related Appendix H to FAR Part 36 as the organizational basis for a helicopter noise type certification regulation. However, current provisions governing the measurement and evaluation of noise data in terms of EPNL do not depend on the class of aircraft to which they apply and, with certain substitutions, are proposed as part of the new Appendix H for helicopters. Necessary minor amendments to the FAR Part 21 certification procedures complement the Part 36 proposal.

F. Applicability Dates and Compliance Schedule

The FAA requested comments concerning the applicability and compliance dates that should be specified in a proposed noise regulation for the different subclasses of short-haul aircraft. One commenter felt that compliance with the noise rule should not be required for at least 12 months after publication of the notice of proposed rule making. Several commenters supported adoption of the principle underlying current Part 36 certification, where compliance is related to the date of application for certification or acoustical change approval. In that regard, several commenters suggested applying the standards immediately to all new applications made after a date related to certain regulatory events, such as upon publication of the NPRM or the final rule or after six or twelve months after the adoption of a final rule.

The FAA agrees with those commenters who recognized that a proposed rule for any subclass of short-haul aircraft should require compliance as soon as practicable in light of the factors which the FAA must consider under § 611 of the Act, including the extent to which the proposal contributes to carrying out the purposes of § 611. Based on its experience with noise type certification under Part 36, the FAA believes that the proposed noise regulation, like current Part 36, should require compliance based on the date of the application for type certification or acoustical change approval. Accordingly, the proposed helicopter noise standard would prescribe applicability and compliance consistent with similar requirements of Part 36 for other regulated classes of aircraft. Under the proposal, for applications for new type certificates, the applicability date is the publication date of this notice. For acoustical change approvals, that date would be the effective date of the final rule. For applications to which the proposed rule would apply, compliance would be required if the issuance or approval is made on or after the effective date of the final rule. For standard airworthiness certificates and restricted airworthiness certificates for newly produced helicopters (with no prior flight time), based on type designs certificated before the effective date of the final rule, compliance would be required on and after January 1, 1985, regardless of the date of application.

G. Utilization of Capabilities

In the ANPRM the FAA asked whether limitations could be expected on the actual use of the high maneuverability capabilities of short-haul aircraft due to certain operator practices based on passenger comfort, pilot acceptance, navigation equipment, safety margins, and operating economies. While few comments addressed this area of inquiry, those submitted indicated the possibility that some operator limitations on aircraft capability could occur. However, since those capabilities have not been fully defined and cannot be forecast with any degree of certainty, the matter should be the subject of further investigation before proceeding with future rule making.

The FAA agrees that the particular operational characteristics of these aircraft may differ considerably from those of conventional aircraft and, since conventional aircraft tend to provide the basis for acceptance of current operating techniques, there may be some reluctance to fully adopt and utilize the higher maneuvering capabilities of short-haul aircraft as they become part of future aircraft fleets. The FAA believes that further information will be needed to determine the extent to which any future rules should influence the demonstration and utilization of those characteristics in noise certification and actual operations. As the technology advances, it may become necessary to propose for adoption additional airworthiness and environmental rules. In developing the standards, the FAA would provide the opportunity for public comment on all aspects of the rule, including consideration for pilot workload, passenger comfort and acceptance, and specific flight trajectories and other maneuverability factors. This notice necessarily deals with those matters as they affect helicopter noise standards and comments are invited regarding them as they involve the proposed rule.

H. Enroute Altitudes or Noise Limits

The ANPRM requested comments concerning the need for a minimum enroute altitude or an enroute noise limit for short-haul aircraft based on attainable noise reductions by particular aircraft as they might be flown in in-service operations. Many of the commenters on this issue advanced the proposition that in the total noise abatement scheme for short-haul aircraft such regulatory features should be considered, particularly in developing rules oriented to the control of operational noise or certification rules which involve operating limitations. While specific comments have been duly considered, no decision on recommendations they contain has been made at this time in light of the determination not to propose noise certification rules for short-haul aircraft. The FAA believes that no need has been shown for establishing any enroute noise limit for any regulated class of aircraft. The FAA believes, that the proposed noise rules should be directed only to noise type certification and changes to type design of helicopters.

I. Economic Incentives

Another area of consideration on which comments were invited involved the extent to which economic incentives might be applied through FAA rule making to produce the maximum amount of noise reduction for short-haul aircraft.

Most commenters doubted that the FAA could properly provide direct economic benefits or impose economic penalties to encourage the early or complete application of noise

technology. Those commenters generally felt that the Part 36 noise type certification provides all the economic incentives needed to produce maximum noise reduction consistent with the requirements of § 611 of the Act. Some stated that the constraints of economic reasonableness precludes economic incentives as they are normally applied.

Upon review of the comments in light of its noise certification experience, the FAA agrees that the Part 36 approach to ensuring compliance and application of appropriate noise control technology provides adequate incentives without developing specific economic inducements apart from those inherent in the current rules and their enforcement. The proposal in this notice follows those principles.

J. EPNL as the Noise Descriptor

Effective Perceived Noise Level (EPNL) quantified in units of Effective Perceived Noise Decibles (EPNdB) is the noise descriptor adopted under FAR Part 36 for noise levels of transport category large airplanes and turbojet powered airplanes. In considering the need for proposing noise regulations for short-haul aircraft, the FAA requested comments regarding whether EPNL is the appropriate descriptive unit for noise type certificating the various subclasses of short-haul aircraft.

While most commenters addressed that issue, there was considerable divergence of opinion at that time on the appropriateness of EPNL. Some commenters favored adoption of the A weighted dB unit with necessary tonal and duration corrections. The dBA unit is used in many community noise measurements and is relatively simple and less expensive to apply. Some commenters favored EPNL in order to account for the complexities of aircraft noise characteristics and because it had been use with considerable acceptance for transport category large airplanes and turbojet powered airplanes under Part 36 since 1969. Some who were not particularly enthusiastic about EPNL supported its adoption on the basis of its being better than other known alternatives.

Due to the concerns raised by commenters responding to the ANPRM and a broader controversy that had been ensuing regarding which noise evaluation unit was best in quantifying the impacts of aircraft noise on the public health and welfare, the FAA undertook several studies on the subject. Also numerous independent investigations into aircraft noise descriptors were conducted, including studies by the U.S. Environmental Protection Agency.

A review of those studies and data available to the FAA insofar as they relate to the helicopter noise lead to the proposal to adopt EPNL under the helicopter noise regulation. The FAA believes that helicopter noise levels in units of EPNdB more closely reflect the psychoacoustic response to helicopter noise than any other current unit or adjustment. A more detailed discussion of the bases for that position is presented in the previous discussion on the background of the proposal and in the environmental assessment prepared in conjunction with this notice.

K. Alternative Approaches to the Problem.

In attempting to develop an appropriate proposed noise rule for short-haul aircraft, the FAA indicated its willingness to consider new, unexplored areas of additional study or alternative methods for regulating in a manner that is economically reasonable, technologically practicable and appropriate for the aircraft affected.

While most of the recommendations received from commenters involved matters previously discussed, some commenters recommended entirely different regulatory concepts from those suggested in the ANPRM or followed by current Part 36. Several commenters discussed the areas in which the current understanding of the short-haul noise reduction potential is minimal or totally lacking and which should be investigated before appropriate noise standards are developed. The areas recommended by one or more commenters for further study or experimental programs for short-haul aircraft include the following:

1. Propulsion systems.
2. Powered lift systems.
3. High-thrust approach and reverse-thrust noise.
4. Operating and noise emission characteristics.
5. Performance and airworthiness standards.
6. Operating economics.
7. Safe flight procedures, including passenger reaction to "unusual" rates of descent, altitude changes, or other maneuvers.
8. Special flight characteristics of subclasses of short-haul aircraft.
9. Adequate technical basis for noise measurement units that accurately account for the quantitative and qualitative sound pressure levels that produce annoyance or affect the public health and welfare.
10. Noise test methodologies, including measuring points, which result in measured noise data representative of the operating and noise emission characteristics of each regulated class or subclass of aircraft.
11. More accurate noise prediction methodologies.
12. Acoustic properties of existing architectural structures near airports that would serve the affected aircraft.
13. Ambient noise levels near those airports.

As discussed previously, the FAA agrees that additional information is needed before proceeding with separate rule making for short-haul aircraft other than helicopters.

Two commenters recommended that aircraft noise certification should be in terms of the size and location of land areas which are impacted by specific levels of noise (as depicted by "noise foot-print" or noise contour). One of the recommendations included certification of airports in terms of permitting aircraft operations consistent with noise contours not impacting any noise sensitive areas around the airport.

In developing aircraft noise certification standards, the FAA has considered concepts similar to those recommended by the commenters but selected the regulatory approach currently prescribed in FAR Part 36. (Airport noise certification, as recommended by the EPA, is being considered separately by the FAA and under Notice No. 76–24; 41 FR 1522; Nov. 22, 1976).

As stated in the preambles adopting Part 36 and various subsequent amendments, the FAA has prescribed standards that must be met by aircraft manufacturers for source noise abatement purposes as a condition to FAA certification or approval of their products. The current three-point noise measurement concept specified in Part 36 was adopted, in part, because it provides accurate and repeatable noise levels at each measuring point which can be compared to prescribed noise limits to show compliance. The conditions of noise measurement under Part 36 are intended to ensure that the noise values demonstrated during certification are reasonably representative of those produced in normal operations (and can be repeated) under relatively high power or thrust conditions. However, the standardized certification profile is not intended to prescribe conditions which govern the operation of aircraft at specific airports. Data acquired during noise certification and other specified testing programs are used in the FAA Integrated Noise Model

in describing and defining the impact of aircraft noise around an airport. Under the DOT/FAA Aviation Noise Abatement Policy, it is the airport proprietor who has the primary responsibility for ensuring that airport operations are compatible with the airport community. The integrated noise model was developed to assist the airport proprietors in fulfilling their responsibilities by providing a tool for assessing actual or predicted noise impacts (single and cumulative event contours) directly attributable to the airport operations decisions and their alternatives. Thus, airport proprietors through decisions regarding operations of their airports and the FAA through aircraft (source) noise certification requirements are jointly endeavoring to improve the quality of life of the public near airports. In addition, the FAA will continue to issue appropriate aircraft operating regulations (such as FAR Amendment 91-134, Noise Abatement Landing Flap Setting) to reduce aircraft operational noise, consistent with flight safety and § 611 of the Act.

L. International Standards

In response to Notice No. 73-32, several commenters encouraged the development of noise standards for short-haul aircraft on an international basis through the International Civil Aviation Organization (ICAO). Those commenters stressed that international uniformity in aircraft noise requirements is essential to avoid inconsistency among varying standards adopted by member States and, the potential for unjust economic advantages or disadvantages resulting from those differences.

The FAA agrees that international standards for aircraft noise are very desirable. As part of its commitment to resolving aircraft noise problems on the international level, the FAA continues to work with the ICAO Committee on Aircraft Noise and its various working groups in developing noise standards for various classes of aircraft. In that regard, the FAA is currently involved with the ICAO in its development of international noise standards for helicopters and will actively support the adoption of appropriate standards. The FAA notes that, while international uniformity is a desirable objective, its authority and responsibilities under § 611 of the Act require that it proceed with appropriate U.S. rule making regardless of the prospects for achieving that objective. Accordingly, while every effort will be made to secure adoption of international noise rules through the ICAO, the FAA should continue with U.S. rule making in accordance with the purposes and authority under the Act.

IX. Rule Structure

As part of its proposal, the FAA is considering a substantial reorganizing and restructuring of certain portions of current Part 36 without any change in their substance. In order to improve their usefulness and understandability, the FAA believes that the technical provisions governing the measurement and evaluation of aircraft noise test data under Appendixes A and B should contain only those matters that apply generally to all noise tests for all regulated classes of aircraft which employ EPNL as the quantifying unit. Those provisions which affect each particular regulated class should be prescribed separately in provisions that apply only to that class. In that way, the FAA believes that any potential confusion over which portions of Appendixes A and B apply in measuring and evaluating noise levels in terms of Effective Perceived Noise Levels (EPNL) would be eliminated since those provisions would apply generally unless otherwise expressly provided in those provisions applicable to the particular regulated class of aircraft.

Since Appendixes A and B currently apply only to one regulatory class, transport category large airplanes and turbojet powered airplanes under Subpart C of Part 36, the current regulation achieves that objective. However, if a proposed noise standard for helicopters or any future regulatory class is adopted, the technical specifications would apply to additional regulatory classes and, thus, the statement of regulation would become more complex. Accordingly, comments are specifically invited regarding whether those provisions should be restructured, and, if so, specifically how it should be done in order to improve the presentation and the statement of the rules while retaining their substantive content.

In order to indicate those substantive areas under the proposal which differ from the requirements of current Appendixes A and B (as applied to transport category large airplanes and turbojet powered airplanes), the proposed helicopter noise rule contained in this notice states that the provisions of Appendixes A and B apply, except as otherwise provided under proposed requirements that apply only to noise tests for helicopters. As an alternative to the proposed restructuring of the rules, the approach taken in this notice could be adopted if, after further consideration, the FAA concludes that it is the preferable way to present the rules. Thus, comments are invited on the organizational technique for accomplishing the goal of providing a useful and understandable rule. Suggestions on other means for improving the presentation and statement of the aircraft noise rules, which do not involve changes in the substance of those rules, are also welcomed.

The Proposed Amendment

Accordingly, the Federal Aviation Administration proposes to amend Parts 21 and 36 of the Federal Aviation Regulations (14 CFR Parts 21 and 36) as follows:

PART 21—CERTIFICATION PROCEDURES FOR PRODUCTS AND PARTS

1. By amending § 21.93(b) as follows:

a. By deleting the word "airplane" wherever it appears in the introductory clause and substituting for it the word "aircraft."

b. By adding a new paragraph (b)(4) to read as follows:

§ 21.93 Classification of changes in type design.

* * * * *

(b) * * *

(4) Helicopters, as defined under Part 36 of this chapter, in the normal, transport, and restricted categories. For helicopters to which this paragraph applies, "acoustical changes" include the following type design changes:

(i) Any change to, or removal of, a muffler or other component designed for noise control.

(ii) Any design change which results in an increase in—

(A) The maximum rotor tip speed;

(B) The maximum continuous power;

(C) The takeoff power; or

(D) The maximum takeoff weight of the helicopter.

(iii) Any other design change that the Administrator determines might result in increased noise levels of that helicopter.

§ 21.115 [Amended]

2. By amending § 21.115 at the end of paragraph (a) by deleting the words "§ 36.7 of this chapter" and substituting for them the words "§§ 36.7, 36.9, or 36.11 of this chapter."

3. By amending § 21.183 by deleting the last sentences in paragraphs (e)(1) and (2) and by adding new paragraphs (e)(3) and (4) to read as follows:

§ 21.183 Issue of standard airworthiness certificates for normal, utility, acrobatic, and transport category aircraft.

* * * * *

(e) * * *

(3) For normal and transport category helicopters, as defined under Part 36 of this chapter, that have not had any flight time before the date specified in Part 36 of this chapter, no standard airworthiness certificate is originally issued under this section unless the applicant shows that the type design complies with the applicable noise requirements of Part 36 of this chapter in addition to the applicable airworthiness requirements in this section.

(4) For import aircraft, compliance with this paragraph is shown if—

(i) Compliance is shown with the requirements of paragraph (c) of this section; and

(ii) Either—

(A) The country in which the aircraft was manufactured certifies, and the Administrator finds, that the applicable requirements of Part 36 of this chapter have been complied with; or

(B) Compliance is shown with the applicable aircraft noise requirements of the country in which the aircraft was manufactured and with any additional requirements the Administrator may prescribe to provide noise levels no greater than those provided by compliance with the applicable requirements of Part 36 of this chapter.

4. By amending paragraph (d) of § 21.185 by designating the first sentence as paragraph (d)(1), by deleting the second sentence, and by adding new paragraphs (d)(2) and (3) to read as follows:

§ 21.185 Issue of airworthiness certificates for restricted category aircraft.

* * * * *

(d) * * *

(2) For helicopters, as defined under Part 36 of this chapter, that have not had any flight time before the applicable date specified in Part 36 of this chapter, and notwithstanding the other provision of this section, no original restricted category airworthiness certificate is issued under this section unless the applicant shows that the type design complies with the applicable noise requirements of Part 36 of this chapter in addition to the applicable airworthiness requirements of this section.

(3) For import aircraft, compliance with this paragraph is shown if—

(i) Compliance is shown with the requirements of paragraph (c) of this section; and

(ii) Either—

(A) The country in which the aircraft was manufactured certifies, and the Administrator finds, that the applicable requirements of Part 36 of this chapter have been complied with; or

(B) Compliance is shown with the applicable aircraft noise requirements of the country in which the aircraft was manufactured and with any requirements the Administrator may prescribe to provide noise levels no greater than those provided by compliance with the applicable requirements of Part 36 of this chapter.

PART 36—NOISE STANDARDS: AIRCRAFT TYPE AND AIRWORTHINESS CERTIFICATION

5. By amending § 36.1 as follows:

§ 36.1 Applicability and definition. [Amended]

a. By adding a new paragraph (a)(4) to read as follows:

(a) * * *

(4) Type certificates, and changes to those certificates, and standard airworthiness certificates and restricted category airworthiness certificates, for helicopters, as defined under paragraph (h) of this section.

* * * * *

b. By amending paragraph (c)—

(1) By deleting the word "airplane" and substituting for it the word "aircraft"; and

(2) By deleting the words "the applicable provisions of § 36.7 or § 36.9 of this part" and substituting for them the words "the applicable provisions of §§ 36.7, 36.9, or 36.11 of this part."

c. By adding new paragraphs (g) and (h) to read as follows:

* * * * *

(g) Each person who applies for the original issue of a standard airworthiness certificate under § 21.183 or of a restricted category airworthiness certificate under § 21.185 of this chapter, for a helicopter, as defined under paragraph (h) of this section, that has not had any flight time before January 1, 1985, must show compliance with the applicable provisions of this part (including Appendix H).

(h) For the purpose of showing compliance with this part, for helicopters in the normal, transport, and restricted categories, the following terms have the specified meanings:

(1) "Helicopters" include other aircraft, except gyroplanes, for which lift is furnished, in whole or part, by an engine-driven rotor during takeoff, hover, or landing.

(2) A "Stage 1 noise level" means a takeoff, flyover, or approach noise level greater than the Stage 2 noise limits prescribed in § H36.305 of Appendix H of this part.

(3) A "Stage 1 helicopter" means a helicopter that has not been shown under this part to comply with the takeoff, flyover, and approach noise levels required for Stage 2 helicopters.

(4) A "Stage 2 noise level" means a takeoff, flyover, or approach noise level at or below the Stage 2 noise limits prescribed in § H36.305(a)(2) of Appendix H of this part.

(5) A "Stage 2 helicopter" means a helicopter that has been shown under this part to comply with Stage 2 noise levels prescribed in § H36.305 of Appendix H of this part.

6. By amending §§ 36.2 and 36.3 by deleting the word "airplane" wherever it appears and substituting for it the word "aircraft".

7. By amending subpart A by adding a new § 36.11 to read as follows:

§ 36.11 Acoustical change: Helicopters.

This section applies to all helicopters in the normal, transport, and restricted categories for which an acoustical change approval is applied for under § 21.93(b) of this chapter on and after (effective date of the final rule).

(a) *General requirements.* Except as otherwise provided, for helicopters covered by this section, the acoustical change approval requirements are as follows:

(1) In showing compliance, noise levels must be measured, evaluated, and calculated in accordance with the applicable procedures and conditions prescribed in Parts B and C of Appendix H of this part.

(2) Compliance with the noise limits prescribed in § H36.305 of Appendix H must be shown in accordance with the applicable provisions of Part D of Appendix H of this part.

(b) *Stage 1 helicopters.* For each Stage 1 helicopter prior to the change in type design, the helicopter may not, after the change in type design, exceed the noise levels created prior to the change in type design. The tradeoff provisions under § H36.305(b) may not be used to increase any Stage 1 noise level.

(c) *Stage 2 helicopters.* For each Stage 2 helicopter prior to the change in type design, the helicopter must be a Stage 2 helicopter after the change in type design.

Subpart G [Redesignated as Subpart O] Subparts G, I, J, K, L, M, and N [Reserved]

8. By redesignating Subpart G as "Subpart O.—Operating Limitations and

Information" and marking Subparts: G, I, J, K, L, M, and N as "[Reserved]".

§ 36.1581 [Amended]

9. By amending § 36.1581 as follows:

a. By amending paragraph (a) after the words "Airplane Flight Manual" in each place where those words appear by adding the words "or Rotorcraft Flight Manual."

b. By amending paragraph (b) in the prescribed statement by deleting the word "airplane" and substituting for it the word "aircraft."

c. By redesignating paragraph (e) as "paragraph (f)" and amending it to read as follows:

* * * * *

(f) Except as provided in paragraph (c), (d), and (e) of this section, no operating limitations are furnished under this part.

* * * * *

d. By adding a new paragraph (e) to read as follows:

* * * * *

(e) For normal, transport, and restricted category helicopters for which the weight used in meeting the take-off, flyover, or approach noise requirements of this part is less than the appropriate maximum weight or design landing weight, established under the applicable airworthiness requirements, that lesser weight must be furnished, as an operating limitation, in the operating limitations section of the Rotorcraft Flight Manual, in approved manual material, or on an approved placard.

* * * * *

10. By adding a new Subpart H to read as follows:

Subpart H—Helicopters

Sec.

36.801 Noise measurement.
36.803 Noise evaluation and calculation.
36.805 Noise limits.

Authority: Secs. 313(a), 601(a), 603, and 611(b), Federal Aviation Act of 1958, as amended (49 U.S.C. 1354(a), 1421(a), 1423, and 1431(b)); sec. 6(c), Department of Transportation Act (49 U.S.C. 1655(c)); Title I, National Environmental Policy Act of 1969 (42 U.S.C. 4321 *et seq.*); Executive Order 11514, March 5, 1970, and 14 CFR 11.45.

Subpart H—Helicopters

§ 36.801 Noise measurement.

For normal, transport, and restricted category helicopters, the noise generated by the helicopter must be measured under Part B of Appendix H of this part or under an FAA-approved equivalent procedure.

§ 36.803 Noise evaluation and calculation.

The noise measurement data obtained under § 36.801 must be evaluated and calculated under Part C of Appendix H of this part or an FAA-approved equivalent procedure.

§ 36.805 Noise limits.

(a) Compliance with this subpart must be shown and demonstrated at the noise measuring points and under the test conditions prescribed under Part D of Appendix H of this part as follows:

(1) For helicopters for which application for issuance of a type certificate in the normal, transport, or restricted category is made on or after [the publication date of this notice].

(2) For helicopters for which application is made for the original issue of a standard airworthiness certificate or of a restricted category airworthiness certificate and that have not had any flight time before January 1, 1985 (regardless of the date of application).

(b) For helicopters covered by this section, it must be shown, in accordance with this subpart, that the noise levels of the helicopter are no greater than the applicable limits prescribed under § H36.305 of Appendix H of this part.

§ 1336.1 [Amended]

11. By amending § B36.1 at the end of the first sentence by deleting the words "under § 36.103" and substituting for them the words "under §§ 36.103 and 36.803."

12. By adding a new Appendix H to read as follows:

Appendix H—Noise Requirements for Helicopters Under Subpart H

Sec.

PART A—GENERAL

H36.1 Scope.

PART B—NOISE MEASUREMENT UNDER § 36.801

H36.101 Noise certification and measurement conditions.
H36.103 Measurement of aircraft noise received on the ground.
H36.105 Reporting and correcting measured data.
H36.107 Symbols and units.
H36.109 Atmospheric attenuation of sound.
H36.111 Detailed data correction procedures.

PART C—NOISE EVALUATION AND CALCULATION UNDER § 36.803

H36.201 Evaluation of measured noise values.
H36.203 Calculation of noise levels.

PART D—NOISE LIMITS UNDER § 36.805

H36.301 Noise measurement, evaluation, and calculation.
H36.303 Noise measuring points.
H36.305 Noise levels.
H36.307 Takeoff test conditions.
H36.309 Flyover test conditions.
H36.3011 Approach test conditions.

Appendix H—Noise Requirements for Helicopters Under Subpart H

Part A—General

§ H36.1 *Scope.* This appendix prescribes noise requirements for helicopters specified under § 36.1, including—

(a) The conditions under which helicopter noise certification tests under Subpart H must be conducted and the measurement procedures that must be used under § 36.801 to measure helicopter noise during each test;

(b) The procedures which must be used under § 36.803 to evaluate the measured noise data and to calculate the noise evaluation quantity designated as Effective Perceived Noise Level (EPNL); and

(c) The noise limits for which compliance must be shown under § 36.805 at the prescribed noise measuring points under the prescribed test conditions.

PART B—NOISE MEASUREMENT UNDER §36.801

§ H36.101 *Noise certification test and measurement conditions.*

(a)(1) Except as provided in paragraph (a)(2) of this section, the provisions of § A36.1 of Appendix A of Part 36 apply to helicopter noise certification tests conducted under this appendix. Section A36.1 includes requirements governing—

(i) Test site requirements;

(ii) Weather restrictions; and

(iii) Aircraft test procedures.

(2) Notwithstanding the provisions of § A36.1 of Appendix A to the contrary, the following apply to helicopter noise certification tests:

(i) The test site requirements of paragraph (b) of this section apply to helicopter noise tests in lieu of the provisions under paragraph (b) of § A36.1 of Appendix A.

(ii) The airport reported wind conditions under paragraph A36.1(c)(4) may not exceed 10 knots and the direction must be within 15 degrees of the reference flight track.

(iii) The takeoff and approach testing procedure requirements of paragraph A36.1(d) apply to the takeoff, and approach noise tests for helicopters, respectively. The requirements of paragraph A36.1(d)(5) also apply to fly over noise tests. Notwithstanding provisions to the contrary, the helicopter height and lateral position is relative to the centerline of the reference flight track (which passes through the noise measuring point) rather than the runway.

(iv) The approach angle under paragraph A36.1(d)(6) is $6.0° \pm 0.5°$.

(v) Each takeoff test must comply with the provisions under § H36.305 of this appendix.

(vi) Each fly-over test must comply with the provisions under § H36.307 of this appendix.

(vii) Each approach test must comply with the provisions under § H36.309 of this appendix.

(b) *Helicopter test site requirements.* (1) Tests to show compliance with established helicopter noise certification levels must consist of a series of takeoffs, flyovers, and

approaches during which measurements must be taken at noise measuring stations located at the measuring points prescribed in § H36.301 of this appendix.

(2) Each takeoff test, flyover test, and approach test includes simultaneous measurements at the flight-track noise measuring station vertically below the reference flight path and as two sideline noise measuring stations, one on each side of the reference flight track.

(3) If the height of the ground at either sideline noise measuring station differs from that of the flight-track noise measuring station by more than 20 feet, as prescribed under § H36.105 of this appendix, corrections must be made in accordance with §A36.5(d) of Appendix A.

(4) Each noise measuring station must be surrounded by relatively flat terrain having no excessive sound absoption characteristics, such as might be caused by thick, matted, or tall grass, shrubs, or wooded areas.

(5) The location of an airport tower, or other facility, used to obtain required measurements of meteorological conditions at the test site, as prescribed under § H36.109 of this appendix, must be approved in accordance with § A36.9(b)(1) of Appendix A.

(6) During the period when the takeoff, flyover, or approach noise/time record indicates the noise measurement is within 10 dB of PNLTM, no obstruction that significantly influences the sound field from the aircraft may exist—

(i) For any flight-track or sideline noise measuring station, within a conical space above the measuring position (the point on the ground vertically below the microphone), the cone being defined by an axis normal to the ground and by a half-angle 80° from this axis; and

(ii) For any sideline noise measuring station, above the line of sight between the microphone and the helicopter.

§ H36.103 *Measurement of helicopter noise received on the ground.* The measurement of helicopter noise received on the ground during helicopter noise certification tests under this appendix must be accomplished in accordance with the provisions of § A36.3 of Appendix A of Part 36. Section A36.3 includes requirements governing—

(a) Measurements which provide the data for determining the one-third octave band noise produced by aircraft during testing at specific noise measuring stations, as a function of time;

(b) Sound pressure level data for aircraft noise certification purposes which must be obtained with approved acoustical equipment and measurement practices.

(c) Equipment specifications and the calibration and measurement procedures which apply to each certification test series.

§ H36.105 *Reporting and correcting measured data.* (a) Except as provided in paragraph (b) of this section, the provisions of § A36.5 of Appendix A of Part 36 apply to helicopter noise certification tests under this appendix. Section A36.5 includes requirements governing—

(1) Recording and reporting measured data, including certain physical measurements, corrections, equipment, and estimates;

(2) Reference conditions, including meteorological and aircraft conditions; and

(3) Corrections of measured data and test conditions.

(b) Notwithstanding the provisions of § A36.5 of Appendix A to the contrary, the following apply to helicopter noise certification tests:

(1) The reference approach angle under paragraph A36.5(c)(2)(ii) is 6°.

(2) The provisions of paragraph A36.5(e)(1), regarding validity of test results within the 90 percent confidence limits and each EPNL value, apply separately to each takeoff test series, fly-over test series, and approach test series, rather than at the takeoff, approach, and sideline noise measuring stations.

(3) As prescribed under §§ H36.305(b), H36.307(b) and H36.309(b), the minimum acceptable sample size of the certification measurements described in paragraph A36.5(e)(2) applies to each noise measuring station (six measurements at each flight-track and sideline noise measuring station).

§ H36.107 *Symbols and units.* (a) Except as provided in paragraph (b) of this section, the symbols and units described in § A36.7 of Appendix A of Part 36 apply to this appendix.

(b) Notwithstanding the meanings to the contrary prescribed in § A36.7, for helicopter noise certification, the following symbols and units as used in this appendix have the following meanings—

Flight Profile Identification Positions

Position	Description
A	Location of the noise measuring point at the flight-track noise measuring station vertically below the reference (takeoff, flyover, or approach) flight path.
B(1), (2)	Locations of the sideline noise measuring stations (not on flight track).
C	Start of noise certification takeoff flight path.
C_c	Start of noise certification corrected takeoff flight path.
D	Start of noise certification flyover flight path.
D_r	Start of noise certification reference flyover flight path.
E	Start of noise certification approach flight path.
E_r	Start of noise certification reference approach flight path.
F	Position on takeoff flight path directly above noise measuring station A.
G	Position on flyover flight path directly above noise measuring station A.
H	Position on approach flight path directly above noise measuring station A.
I	End of noise type certification takeoff flight path.
I_c	End of noise type certification corrected takeoff flight path.
J	End of noise type certification flyover flight path.
J_r	End of noise type certification reference flyover flight path.
K	End of noise type certification approach flight path.
K_r	End of noise type certification reference approach flight path.
L	Position on measured takeoff flight path corresponding to PNLTM at station A.
L_c	Position on corrected takeoff flight path corresponding to PNLTM at station A.
M	Position on measured flyover flight path corresponding to PNLTM of station A.
M_r	Position on reference flyover flight path corresponding to PNLTM of station A.
N	Position on measured approach flight measured flight path corresponding to PNLTM at station A.

Flight Profile Identification Positions—Continued

Position	Description
N_r	Position on reference approach flight path corresponding to PNLTM at station A.
P_a	Start of noise type certification approach flight track.
P_f	Start of noise type certification flyover flight track.
P_t	Start of noise type certification takeoff flight track.
R_a	End of noise type certification approach flight track.
R_f	End of noise type certification flyover flight track.
R_t	End of noise type certification takeoff flight track.
S	Position on measured approach path nearest to station A.
S_r	Position on reference approach path nearest to station A.
T	Position on measured takeoff path nearest to station A.
T_r	Position on reference takeoff path nearest to station A.

Distance	Unit	Meaning
AF	Feet	*Takeoff Height.* The vertical distance between the helicopter and station A.
AG	Feet	*Flyover Height.* The vertical distance between the helicopter and station A.
AH	Feet	*Approach Height.* The vertical distance between the helicopter and station A.
AL	Feet	*Measured Takeoff Noise Path.* The distance from station A to the measured helicopter position L.
AL_c	Feet	*Corrected Takeoff Noise Path.* The distance from station A to the corrected helicopter position L_c.
AM	Feet	*Measured Flyover Noise Path.* The distance from station A to the measured helicopter position M.
AM_r	Feet	*Reference Flyover Noise Path.* The distance from station A to helicopter position M_r on the reference flyover flight path.
AN	Feet	*Measured Apoproach Noise Path.* The distance from station A to the measured helicopter position N.
AN_r	Feet	*Reference Approach Noise Path.* The distance from station A to the reference helicopter position N_r.
AS	Feet	*Measured Approach Minimum Distance.* The distance from station A to the position S on the measured approach flight path.
AS_r	Feet	*Reference Approach Minimal Distance.* The distance from station A to the position S_r on the reference approach flight path.
AT	Feet	*Measured Takeoff Minimum Distance.* The distance from station A to the position T on the measured takeoff flight path.
AT_c	Feet	*Corrected Takeoff Minimum Distance.* The distance from Station A to the position T_c on the corrected takeoff flight path.
CI	Feet	*Takeoff Flight Path Distance.* The distance from position C at which the helicopter establishes a constant climb angle on the takeoff flight path passing over Station A and continuing to position I at which the position of the helicopter need no longer be recorded.
DJ	Feet	*Flyover Flight Path Distance.* The distance from position D at which the rotorcraft is established on the flyover flight path passing over Station A and continuing to position J at which the position of the helicopter need no longer be recorded.

Distance	Unit	Meaning
EK	Feet	*Approach Flight Path Distance.* The distance from position E at which the helicopter establishes a constant angle on the approach flight path passing over Station A and continuing to position K at which the position of the helicopter need no longer be recorded.

§ H36.109 *Atmospheric attenuation of sound.* The measured values of the one-third octave band spectra provided during helicopter nose certification tests under this appendix must conform, or be corrected, to the prescribed reference-day conditions in accordance with the provisions of § A36.9 of Appendix A of Part 36. Section A36.9 includes requirements governing—

(a) Correction of measured noise values to conform to reference-day conditions;

(b) Meteorological conditions at the noise measuring stations;

(c) Standards for sound attenuation rates; and

(d) Correction of noise values to account for sound attenuation rates.

§ H36.111 *Detailed correction procedures.* (a) *General.* If the test conditions do not conform to those prescribed as noise certification reference conditions under § H36.105 of this appendix, the correction procedures and requirements prescribed under § A36.11(a) of Appendix A of Part 36 apply. Section A36.11(a) includes requirements governing the correction procedures and standards for positive and negative values resulting from any differences between reference and test conditions.

(b) *Takeoff profile.* (1) Figure H1 illustrates a typical takeoff profile.

(i) The helicopter approaches position C in level flight at 65.6 feet above ground level at the flight-track noise measuring station and at either $V_y \pm 3$ knots or the maximum speed of the curve contiguous to the ordinate of the limiting height-speed envelope plus 3.0 knots (± 3.0 knots), whichever speed is greater. At position C, the helicopter initiates a constant climb at an angle β, crossing over station A at position F and continuing at the constant climb angle to the end of the noise type certification takeoff flight path represented by position I. The position of the helicopter should be recorded for a sufficient distance (CI) to ensure recording of the entire interval during which the measured helicopter noise level is within 10 dB of PNLTM, as required. Station A is the flight-track nosie measuring station from which the distance to position P_t is prescribed as 1650 feet. Positions $B_{(1)}$ $B_{(2)}$ are the respective sideline noise measuring stations located on each side of the flight track 492 feet from, and on a line perpendicular to, the flight-track at the noise measuring station (station A).

(ii) The takeoff parameters are functions of the helicopter performance and weight and the atmospheric conditions of temperature, pressure, and wind velocity and direction.

(2) Figure H2 illustrates comparative takeoff profiles when test conditions do not conform to prescribed reference conditions. The profile parameter differences may be derived from the manufacturer's data (approved by the FAA) and may be used to define the flight profile corrected to the reference conditions. The relationships between the measured and corrected takeoff flight profiles can then be used to determine the corrections, which, if positive, must be applied to the EPNL calculated from the measured data.

(3) Figure H3 illustrates the measured and corrected takeoff flight paths including the significant geometrical relationships influencing sound propagation. Position L represents the helicopter location on the measured takeoff flight path for which PNLTM is observed at station A, and L_c is the corresponding position on the corrected flight path. The measured and corrected sound propagation paths are AL and AL_c, respectively, which form angle ϕ with their flight paths. Position T represents the point on the measured takeoff flight path nearest station A, and T_c is the corresponding position on the corrected flight path. The minimum distance to the measured and corrected flight paths are indicated by the lines AT and AT_c, respectively, which are normal to their flight paths.

BILLING CODE 4910-13-M

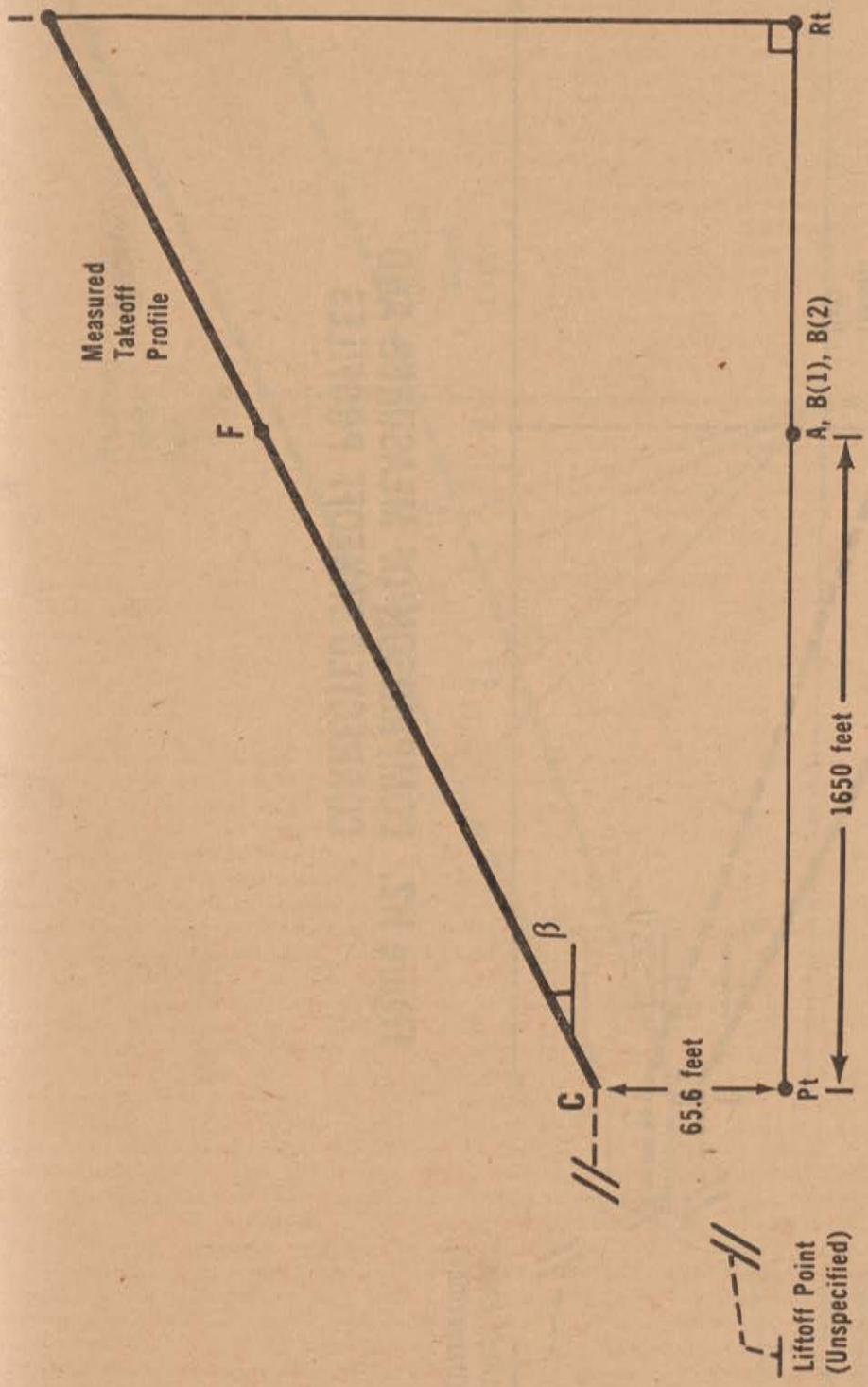

Figure H1. MEASURED TAKEOFF PROFILE

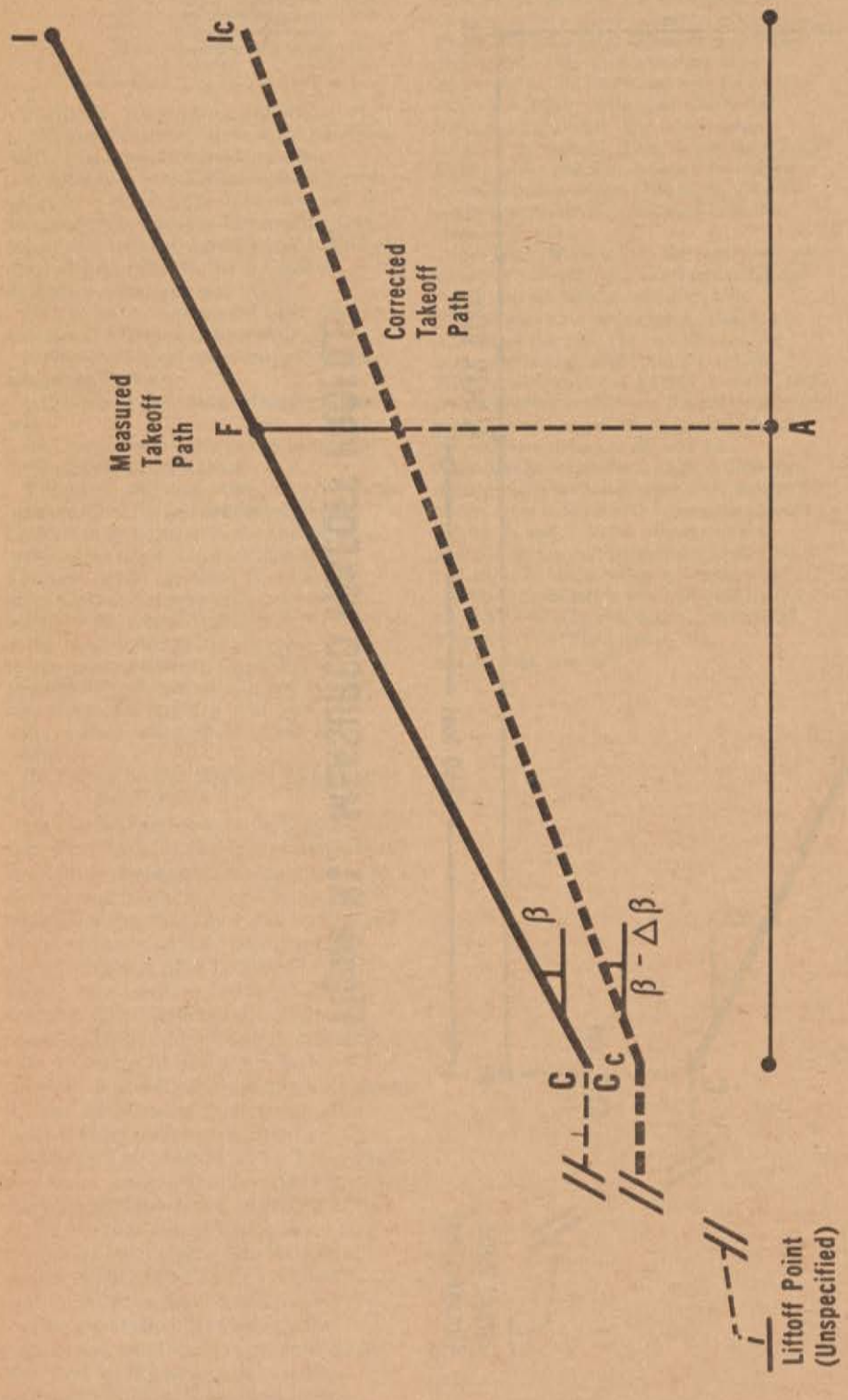

Figure H2. COMPARISON OF MEASURED AND CORRECTED TAKEOFF PROFILES

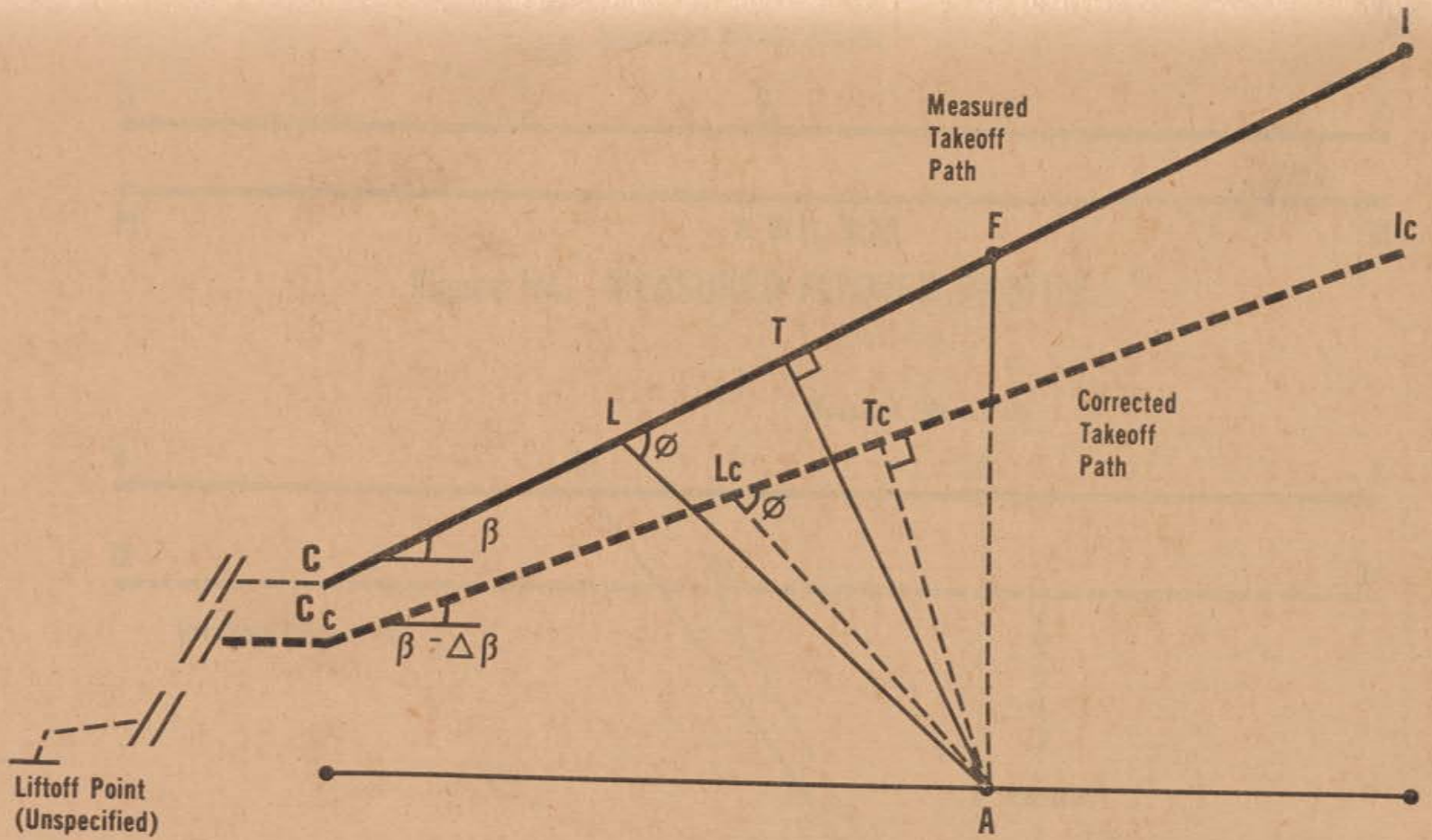

Figure H3. TAKEOFF PROFILE CHARACTERISTICS INFLUENCING SOUND PROPAGATION

BILLING CODE 4910-13-C

(b) *Flyover profiles.* (1) The beginning of the noise type certification level flyover profile is represented by helicopter position D whose vertical projection on the flight track is position P_f (See Figure H4). The helicopter approaches position D in level flight 492 feet above ground level at station A. Speed is stabilized at either 90 percent V_H (maximum speed in level flight with maximum continuous power) or 90 percent V_{NE} (never exceed speed), whichever speed is lesser. Rotor speed is stabilized at maximum (top of the green arc) normal operating RPM. The helicopter crosses station A in level flight and proceeds to position J whose vertical projection on the flight track is position R_f. If the test requirements are otherwise met, flight direction may be reversed for each subsequent flyover, to obtain three test runs in each direction.

(2) Figure H5 illustrates comparative flyover profiles when test conditions do not conform to prescribed reference conditions. The position of the helicopter should be recorded for a sufficient distance (DJ) to endure recording of the entire interval during which the measured helicopter noise level is within 10 dB of PNLTM, as required. The flyover profile is defined by the height AG which is a function of the operating conditions controlled by the pilot. Position M represents the helicopter location on the measured flyover flight path for which PNLTM is observed at station A, and M_r is the corresponding position on the reference flight path. If the measured flyover profile conditions are different from the corresponding reference flyover conditions (492 feet and within 5° from the zenith at station A), corrections, if positive, must be applied to the EPNL calculated from the measured data.

BILLING CODE 4910-13-M

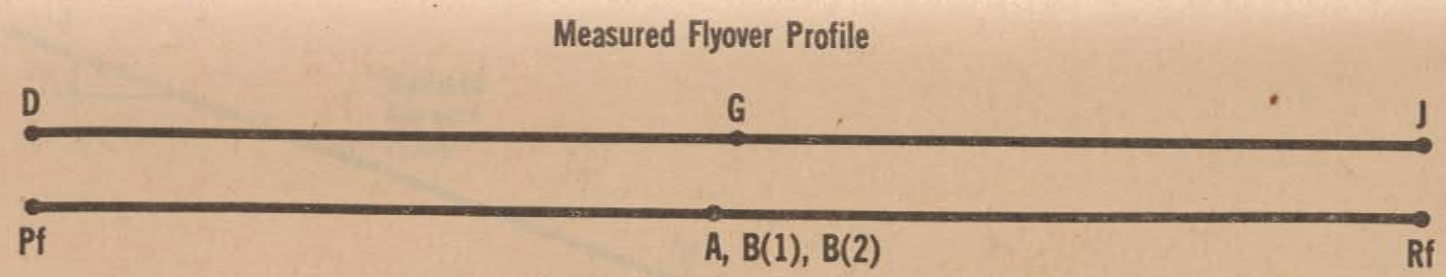

Figure H4. MEASURED FLYOVER PROFILE

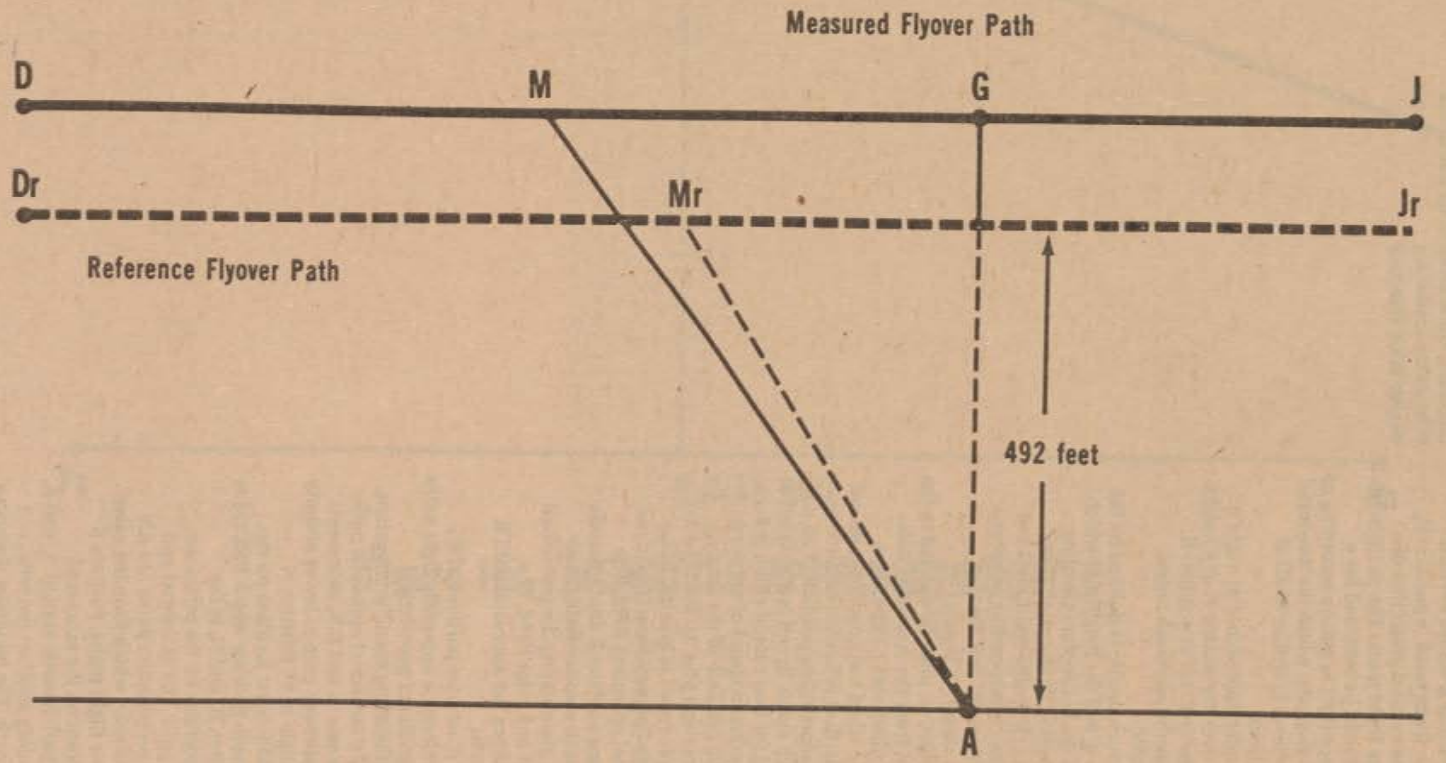

Figure H5. COMPARISON OF MEASURED AND CORRECTED FLYOVER PROFILES

BILLING CODE 4910-13-C

(c) *Approach profiles.* (1) Figure H6 illustrates a typical approach profile.

(i) The beginning of the noise type certification approach profile is represented by helicopter position E whose vertical projection on the flight track is position P_a. Position R_a is the vertical projection of position K on the flight track. The position of the helicopter should be recorded for a sufficient distance (EK) to ensure recording of the entire interval during which the measured helicopter noise level is within 10 dB of PNLTM, as required.

(ii) The helicopter approaches at angle η, passes directly over the station A at a height of AH, begins the level off at position K, which terminates the approach noise certification profile.

(iii) The approach profile is defined by the approach angle η, and the height AH which are functions of the helicopter operating conditions controlled by the pilot. If the measured approach profile conditions are different from the corresponding reference approach conditions (6° and 394 feet, respectively, as shown in Figure H7), corrections, if positive, must be applied to the EPNL calculated from the measured data.

(2) Figure H7 illustrates comparative approach profile when test conditions do not conform to prescribed reference conditions. The helicopter approaches position H on a 6° (±0.5°) approach slope. Speed is stabilized at either V_y (speed for best rate of climb ±3 knots, or the maximum speed of the curve contiguous to the ordinate of the limiting height-speed envelope plus 3.0 knots (±3.0 knots), whichever speed is greater. Rotor speed is stabilized at maximum (top of the green arc) normal operating RPM. The helicopter crosses position E and proceeds along the approach slope crossing over station A while maintaining the prescribed stabilized speed and rotor RPM. The helicopter continues the approach until it reaches position K.

(3) Figure H8 illustrates portions of the measured and reference approach flight paths including the significant geometrical relationships influencing sound propogation. EK represents the measured approach path with approach angle η, and E_rK_r represents the reference approach path at lower altitude and approach angle of 6°. Position N represents the helicopter location on the measured approach path for which PNLTM is observed at station A, and N_r is the corresponding position on the reference approach flight path. The measured and corrected noise propagation paths are AN and AN_r, respectively, which form the same angle λ with their flight paths. Position S represents the point on the measured approach flight path nearest station A, and S_r is the corresponding point on the reference approach flight path. The minimum distances to the measured and reference flight paths are indicated by the lines AS and AS_r, respectively, which are normal to their flight paths.

Note.—The reference approach fight path is defined by angle η (6°) and AH (394 feet). Consequently, AS_r can also be defined (AS_r=393 feet, to the nearest foot) and is, therefore, considered to be one of the reference parameters.

BILLING CODE 4910-13-M

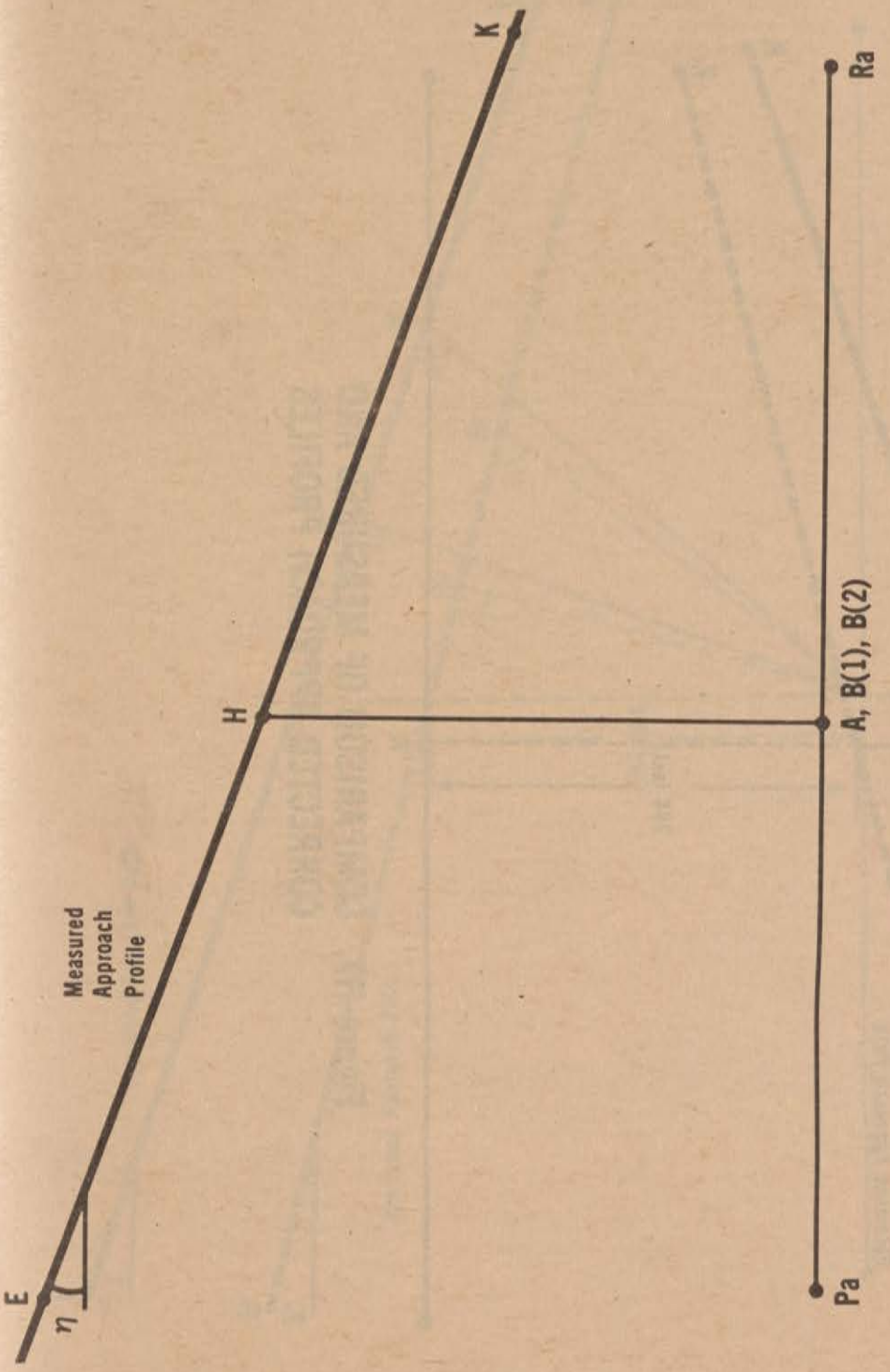

Figure H6. MEASURED APPROACH PROFILE

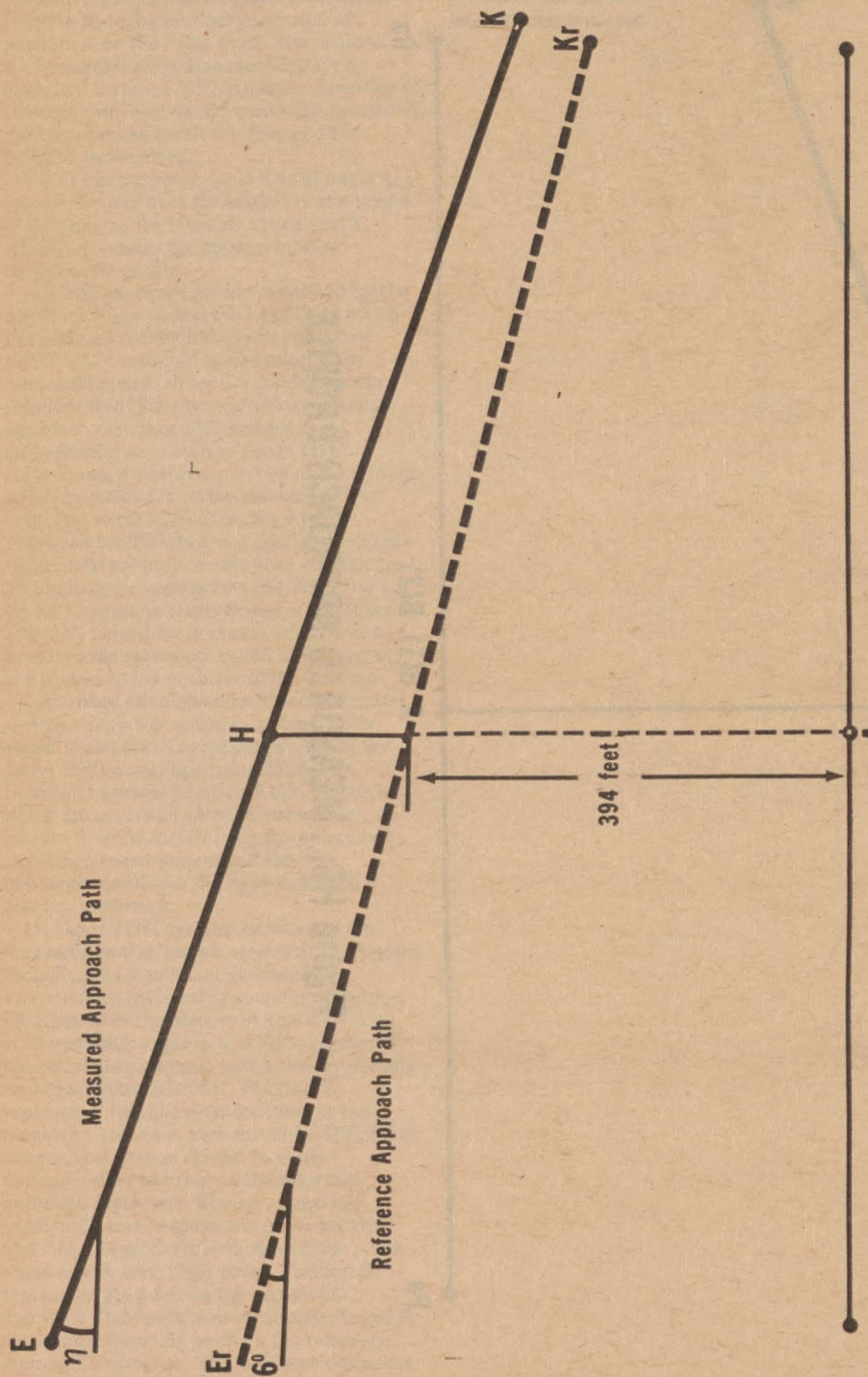

Figure H7. COMPARISON OF MEASURED AND CORRECTED APPROACH PROFILES

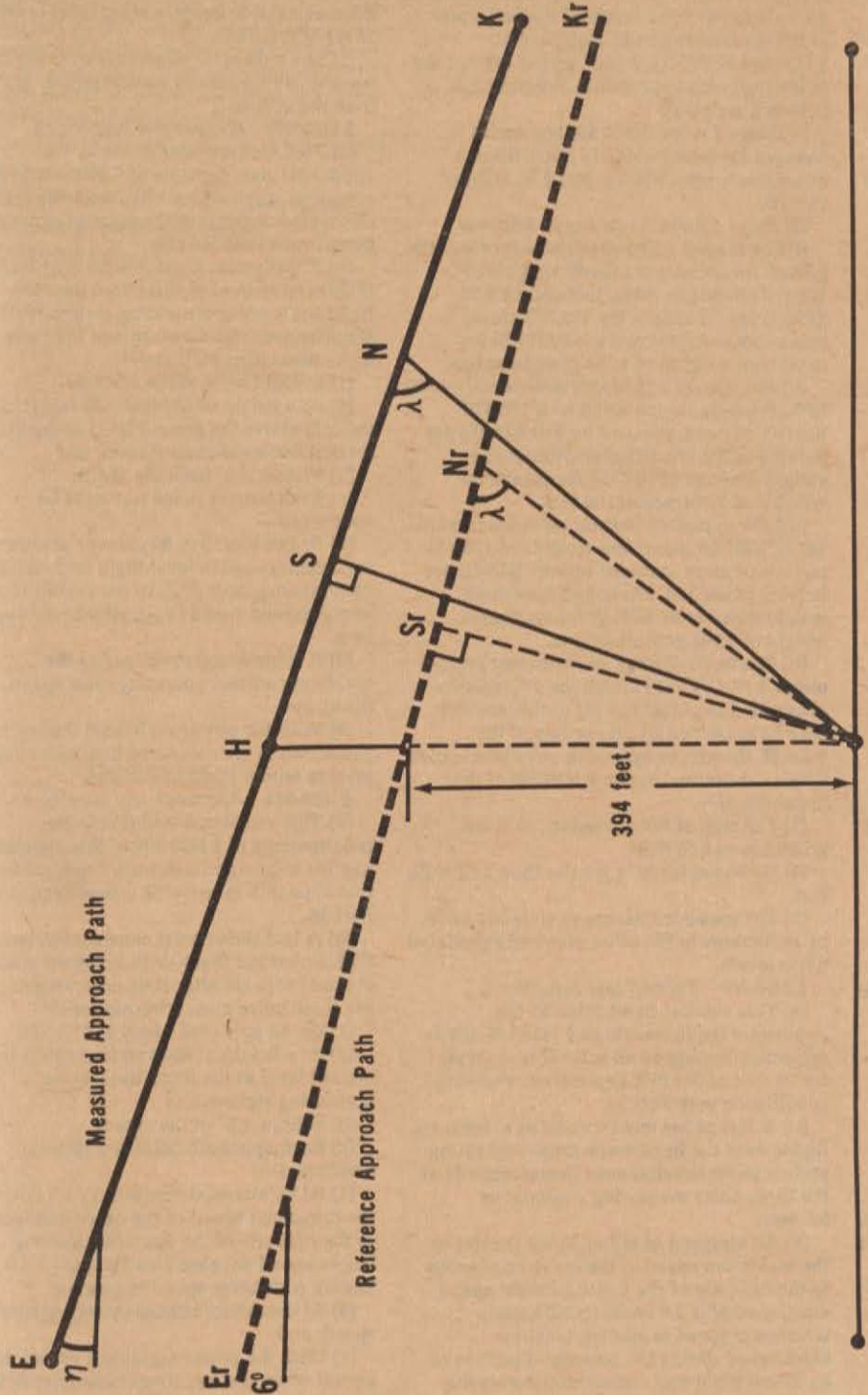

Figure H8. APPROACH PROFILE CHARACTERISTICS INFLUENCING SOUND PROPAGATION

BILLING CODE 4910-13-C

PART C—HELICOPTER NOISE EVALUATION AND CALCULATION UNDER § 36.803

§ H36.201 *Evaluation of measured noise values.*

(a) Except as provided in paragraph (b) of this section, the procedures in Appendix B of Part 36 must be used for helicopter noise certification tests under this appendix to determine the noise evaluation quantity designated as Effective Perceived Noise Level, EPNL, in units of perceived noise decibels, EPNdB, for noise level values under § 36.803 of Part 36. Appendix B includes requirements governing determination of noise values, including calculations of—

(1) Instantaneous perceived noise levels;

(2) Corrections for spectral irregularities;

(3) Tone corrections;

(4) Duration corrections;

(5) Effective perceived noise levels; and

(6) Mathematical formulation of noy tables.

(b) Notwithstanding the provisions of § B36.5(m) to the contrary, for helicopter noise certification, tones resulting from ground-plane deflections may not be excluded from the calculation of corrections for spectral irregularities. Each tone correction value must be included in the computation for spectral irregularities. The SPL values must be included in the noy calculation prescribed in § B36.13 of Appendix B of Part 36. [For the alternative to this proposal, see the preamble discussion under § VII G. "Noise Measurements and Evaluation."]

§ H36.203 *Calculation of noise levels.*

(a) To demonstrate compliance with the noise level provisions of § H36.305, three separate noise levels, one for each noise test series, must be calculated from the evaluated EPNdB values in accordance with paragraph (b) of this section.

(b) The calculated noise level for each noise test series (takeoff, flyover, and approach) must be the numerical average of at least six separate EPNdB values of the noise levels measured simultaneously at each of the flight-track and two sideline noise measuring stations. The 90 percent confidence limit for all valid test runs under § H36.105(b)(2) of this appendix applies separately to the EPNdB values for each noise test series.

PART D—NOISE LIMITS UNDER § 36.807

§ H36.301 *Noise measurement, evaluation, and calculation.* Compliance with this part of this appendix must be shown with noise levels measured, evaluated, and calculated as prescribed under Parts B and C of this appendix.

§ H36.303 *Noise measuring points.* Compliance with the noise level standards under § H36.305 must be shown for each takeoff, flyover, and approach test series at noise measuring stations located at the following points:

(a) *Flight-track noise measuring point*—On the centerline of the flight track projected vertically below the reference flight path; and

(b) *Sideline noise measuring points*—On each side of the flight-track noise measuring point and located 492 feet from, and on a line perpendicular to, the centerline of the reference flight track.

§ H36.305 *Noise levels.*

(a) *Limits.* For compliance with this appendix, it must be shown by flight test that the calculated noise levels of the helicopter, at the measuring points described in § H36.301 of this appendix, do not exceed the following (with appropriate interpolation between weights):

(1) *Stage 1* noise limits for acoustical changes for helicopters are those Stage 1 noise levels prescribed under § 36.11(b) of Part 36.

(2) *Stage 2* noise limits are as follows:

(i) *For takeoff calculated noise levels*—106 EPNdB for maximum takeoff weights of 176,370 pounds or more, reduced by 3.01 EPNdB per halving of the 176,370-pound maximum weight down to 86 EPNdB for maximum weights of 1,764 pounds or less.

(ii) *For flyover calculated noise levels*—105 EPNdB for maximum weights of 176,370 pounds or more, reduced by 3.01 EPNdB per halving of the 176,370-pound maximum weight down to 85 EPNdB for maximum weights of 1,764 pounds or less.

(iii) *For approach calculated noise levels*—107 EPNdB for maximum weights of 176,370 pounds or more, reduced by 3.01 EPNdB per halving of the 176, 370-pound maximum weight down to 87 EPNdB for maximum weight of 1,764 pounds or less.

(b) *Tradeoffs.* Except to the extent limited under § 36.11(b) of Part 36, the noise limits prescribed in paragraph (a) of this section may be exceeded by one or two of the takeoff, flyover, or approach calculated noise levels determined under § H36.203 of this appendix, if—

(1) The sum of the exceedances is not greater than 3 EPNdB;

(2) No exceedance is greater than 2 EPNdB; and

(3) The exceedances are completely offset by reductions in the other required calculated noise levels.

§ H36.307 *Takeoff test conditions.*

(a) This section, in addition to the applicable requirements of § H36.101 of this appendix, applies to all takeoff noise tests conducted under this appendix in showing compliance with Part 36.

(b) A test series must consist of at least six flights over the flight-track noise measuring station (with simultaneous measurements at the three noise measuring stations) as follows:

(1) An airspeed of either $V_y \pm 3$ (knots) or the maximum speed of the curve contiguous to the ordinate of the limiting height-speed enveloped plus 3.0 knots (±3.0 knots), whichever speed is greater, must be established during the horizontal portion of each test flight and maintained during the remainder of the test flight.

(2) The horizational portion of each test flight must be conducted at an altitude of 65.6 feet (20 meters) above the ground level at the flight-track noise measuring station.

(3) Upon reaching a point 1,650 feet (500 meters) from the noise measuring station, the helicopter must climb constantly at takeoff power (as demonstrated under the airworthiness regulations constituting the type certification basis of the aircraft).

(4) The rotor speed must be stabilized at the maximum normal operating speed (RPM) during the entire period of the test flight when the measured helicopter noise level is within 10 dB of PNLTM.

(5) The helicopter must pass over the flight-track noise measuring station within ±5° from the zenith.

§ H36.309 *Flyover test conditions.*

(a) This section, in addition to the applicable requirements of § H36.101 of this appendix, applies to all flyover noise tests conducted under this appendix in showing compliance with Part 36.

(b) A test series must consist of at least six flights (three in each direction) over the flight-track noise measuring station (with simultaneous measurements at the three noise measuring stations)—

(1) In flight level to the surface;

(2) At a height of 492 feet±30 feet (150±9 meters) above the ground level at the flight-track noise measuring station; and

(3) Within ±5° from the zenith.

(c) Each flyover noise test must be conducted—

(1) At not less than 90 percent of either the maximum speed in level flight with maximum continuous power (V_H), or the certificated never-exceed speed (V_{NE}), whichever speed is less;

(2) A rotor speed stabilized at the maximum normal operating rotor speed (rpm); and

(3) With the power stabilized during the period when the measured helicopter noise level is within 10 dB of PNLTM.

§ H36.311 *Approach test conditions.*

(a) This section, in addition to the requirements of § H36.101 of this appendix, applies to all approach tests conducted under this appendix in showing compliance with Part 36.

(b) A test series must consist of at least six flights over the flight-track noise measuring station (with simultaneous measurements at the three noise measuring stations)—

(1) On an approach slope of 6°±0.5°;

(2) At a height of 394±30 feet above the ground level at the flight-track noise measuring station; and

(3) Within ±5° of the zenith.

(c) Each approach noise test must be conducted—

(1) At an airspeed of either $V_y \pm 3$ (knots) or the maximum speed of the curve contiguous to the ordinate of the operating limiting height-speed envelop plus 3 knots (±3.0 knots), whichever speed is greater;

(3) At maximum normal operating rotor speed; and

(4) With the power stabilized during the period when the measured helicopter noise level is within 10 dB of PNLTM.

(Secs. 313(a), 601(a), 603, and 611(b), Federal Aviation Act of 1958, as amended (49 U.S.C. 1354(a), 1421(a), 1423, and 1431(b)); sec. 6(c), Department of Transportation Act (49 U.S.C. 1655(c)); Title I, National Environmental Policy Act of 1969 (42 U.S.C. 4321 *et seq.*); Executive Order 11514, March 5, 1970, and 14 CFR 11.45).

Note.—The FAA has determined that this document involves a proposed regulation which is not significant under Executive Order 12044 as implemented by DOT Regulatory Policies and Procedures (44 FR 11034; February 26, 1979). A copy of the draft regulatory evaluation prepared for this action is contained in the regulatory docket. A copy of it may be obtained by contacting the person identified above under the caption "For Further Information Contact:".

Issued in Washington, D.C., on July 9, 1979.

J. E. Densmore,

Acting Director of Environment and Energy.

[FR Doc. 79-21807 Filed 7-18-79; 8:45 am]

BILLING CODE 4910-13-M

federal register

Thursday
July 19, 1979

Part III

Environmental Protection Agency

Control of Air Pollution From New Motor Vehicles and New Motor Vehicle Engines; Federal Certification Test Results for 1979 Model Year

ENVIRONMENTAL PROTECTION AGENCY

[FRL 1274-5]

Control of Air Pollution From New Motor Vehicles and New Motor Vehicle Engines; Federal Certification Test Results for 1979 Model Year

Section 206(e) of the Clean Air Act, as amended August 1977 (42 U.S.C. 7525), directs the Administrator of the Environmental Protection Agency to announce in the **Federal Register** the results of certification tests conducted on new motor vehicles and new motor vehicle engines to determine conformity with Federal standards for the control of air pollution caused by motor vehicles.

Federal Emission Standards

The regulations that apply to the control of emissions from 1979 model year vehicles, appearing at 40 CFR Part 86, set maximum allowable emission levels for new gasoline-fueled and diesel heavy-duty engines (for use in on-highway trucks and buses), gasoline-fueled motorcyles, gasoline-fueled and diesel light-duty vehicles (passenger cars), and gasoline-fueled and diesel light-duty trucks.

Gasoline-fueled heavy-duty engines are required to meet one of the following three standards, which are selected at the manufacturer's option: (1) 1.5 grams per brake horsepower hour (g/bhp-hr) for hydrocarbons, 25 g/bhp-hr for carbon monoxide, and 10 g/bhp-hr for hydrocarbons plus oxides of nitrogen measured according to the Subpart D of 40 CFR Part 86 test procedure; (2) 1.0 g/bhp-hr for hydrocarbons, 25 g/bhp-hr for carbon monoxide, and 9.5 g/bhp-hr for hydrocarbons plus oxides of nitrogen measured according to the Subpart H test procedure; or (3) 25 g/bhp-hr for carbon monoxide, and 5 g/bhp-hr for hydrocarbons plus oxides of nitrogen measured according to either the Subpart D or H test procedure. The standards for gasoline-fueled heavy-duty engines prohibit all crankcase emissions.

Diesel heavy-duty engines are required to meet one of the following two standards, to be selected at the manufacturer's option: (1) 1.5 g/bhp-hr for hydrocarbons, 25 g/bhp-hr for carbon monoxide, and 10 g/bhp-hr for hydrocarbons plus oxides of nitrogen measured according to either Subpart D or J test procedure; or (2) 5 g/bhp-hr of hydrocarbons plus oxides of nitrogen, and 25 g/bhp-hr for carbon monoxide measured according to either Subpart D or J test procedure. In addition, diesel heavy-duty engines must meet Federal smoke emission standards of 20 percent opacity during the engine acceleration mode, 15 percent opacity during the engine lugging mode, and 50 percent opacity during the peaks in either the acceleration or lugging mode.

Motorcyles with engine displacements of 50–169 cc (Class I) are required to meet a hydrocarbon emission standard of 5 grams per kilometer (5 g/km or 8 g/mi); those with engine displacements of 170–749 cc (Class II) must meet a standard which falls between 5 and 14 g/km (8 and 22.5 g/mi), the exact value level varying directly with engine displacement; those with engine displacements above 749 cc (Class III) are required to meet a standard of 14 g/km (22.5 g/mi). The carbon monoxide standard is 17 g/km (27.4 g/mi) for all motorcycles. There is no motorcyle standard for oxides of nitrogen.

Federal exhaust emission standards allow 1979 model year gasoline fueled and diesel light-duty vehicles to emit no more than 1.5 grams per mile (g/mi) of hydrocarbons, 15 g/mi of carbon monoxide, and 2.0 g/mi of oxides of nitrogen from the tailpipe. Light-duty trucks (less than 8,500 pounds gross vehicle weight) are allowed to emit no more than 1.7 g/mi of hydrocarbons, 18 g/mi of carbon monoxide, and 2.3 g/mi of oxides of nitrogen. The standards for gasoline-fueled vehicles prohibit all crankcase emissions and limit the loss of gasoline by evaporation from the carburetor and fuel tank to no more than 6.0 grams per test.

Prior to the enactment of the August 1977 Clean Air Act Amendments, light-duty vehicles and light-duty trucks intended for sale at altitudes above 4,000 feet were required to demonstrate compliance with emission standards when tested at high altitude. Because the Clean Air Act Amendment now permit all certified light-duty vehicles to be sold at either low or high altitudes, it is not necessary to distinguish car lines certified for sale above 4,000 feet. However, the attached light-duty vehicle and truck report designates those vehicles tested at altitudes above 4,000 feet with a plus sign (+) preceding the model name.

The State of California exhaust emission standards (established under a waiver granted under Section 209 of the Clean Air Act) allow 1979 model year gasoline-fueled light-duty vehicles to emit no more than 0.41 g/mi of hydrocarbons, 9 g/mi of carbon monoxide, and 1.5 g/mi of oxides of nitrogen. Gasoline fueled light-duty trucks are separated into three classes, each having different standards. Each class is determined by a combination of equivalent inertia weight (as determined under Section 86.129–79) and vehicle type. The three classes and applicable standards are: (1) light-duty trucks 0–3999 pounds—0.41 for hydrocarbons, 9.0 for carbon monoxide, and 1.5 for oxides of nitrogen; (2) light-duty trucks 0–3999 pounds equipped with four-wheel drive transmission—0.41 for hydrocarbons, 9.0 for carbon monoxide, and 2.0 for oxides of nitrogen; (3) light-duty trucks 4000–5999 pounds—0.50 for hydrocarbons, 9.0 for carbon monoxide, and 2.0 for oxides of nitrogen. The EPA does not require that a vehicle meet the stricter California standards in order to obtain Federal certification. The test vehicles and car lines that are designed to meet the California standards are identified in the light-duty listing below by a "C" preceding the model name.

Federal Certification Procedures

Under the provisions of the Clean Air Act, it is unlawful to offer for sale new motor vehicles or engines which are not in conformity with Federal regulations. Prior to the beginning of each model year, light-duty vehicle and truck, heavy-duty engine, and motorcycle manufacturers apply to the Administrator of the Environmental Protection Agency for a certification of conformity for each model they wish to produce for that model year. The Federal regulations prescribe a number of requirements which a manufacturer must meet before the Administrator will grant a certificate of conformity.

Prior to production, light-duty vehicle manufacturers are required to provide the Administrator with extensive test data demonstrating the effectiveness and durability of the emission control systems over the useful life of the vehicles (50,000 miles). The data are collected from prototype test vehicles that are selected and tested in accordance with EPA regulations. In addition to the submission of test data on prototype test vehicles, the manufacturers are required to make the test vehicles available to the Motor Vehicle Emission Laboratory at Ann Arbor, Michigan. At this facility, test vehicles may be retested to assure conformity with the regulations.

The process of selecting vehicles for testing reflects EPA's prior classification of a manufacturer's product line into "engine families"—groups of engines expected to have similar emission characteristics throughout their useful life—and "evaporative emission families"—groups of vehicles which are expected to have similar evaporative emission characteristics throughout their

useful life. Two fleets of test vehicles are chosen to represent each engine family.

One fleet of test vehicles, the emission-data fleet, is tested after the accumulation of 4,000 miles. The purpose of the emission-data fleet is to determine the stabilized exhaust emission levels of new motor vehicles. The other fleet, known as the durability-data fleet, is made up of prototype vehicles which are driven for 50,000 miles and tested every 5,000 miles. The durability-data fleet is tested in order to establish "deterioration factors" which are adjustments that account for the decrease in an exhaust emission control system's efficiency over its expected useful life. (Evaporative emission families are also represented by emission-data fleets, but not by durability-data fleets; evaporative emission deterioration factors may instead be derived from a variety of procedures, including bench-testing or multi-vehicle comparison, as well as testing a single vehicle which has run for 50,000 miles.)

Once test data results are obtained from the emission-data vehicles, the emission levels are adjusted by the deterioration factors in accordance with the procedures specified in the regulations. This is done to determine whether the emission-data vehicle would be capable of complying with emission standards over the expected useful life of the vehicle. If all the motor vehicles in an engine family/evaporative emission family combination tested are found to conform with the regulations, the manufacturer is granted a certificate of conformity.

The Federal emission test procedure for light-duty vehicles and light-duty trucks is designed to simulate two average trips of 7.5 miles in an urban area. The vehicle is operated on a chassis dynamometer through a specified driving schedule. The first trip begins with a cold engine startup, and the second trip begins with a hot engine startup. There is a 10-minute interval between trips. The cold operation trip is weighted 43 percent and the hot operation trip 57 percent to reflect the fact that two of the 4.6 trips made by the average vehicle each day are begun from a cold start. Throughout these tests all emissions through the exhaust pipe are collected and the levels of hydrocarbons, carbon monoxide, and oxides of nitrogen are measured. A vehicle tested for evaporative emissions is placed in a sealed chamber for one hour prior to the cold engine startup and one hour immediately after the hot engine operation trip. During these periods hydrocarbon emissions attributable to gasoline evaporation are collected and measured.

The motorcycle testing procedure resembles the light-duty vehicle method in that the emissions test is designed to simulate a typical urban trip involving both a hot and cold engine startup, but a single certification vehicle is used to provide both durability and emission data. Each motorcycle is tested at least four times to obtain data for calculation of a deterioration factor: Once at a designated minimum distance (2,500 or 3,500 kilometers, depending on displacement class), once before and once following periodic maintenance, and once at the total test distance (6,000, 9,000, or 15,000 kilometers, depending on displacement class) estimated to represent half the useful life of the vehicle class. The same certification vehicle is then tested again to generate the emission-data results to which the deterioration factor is applied to obtain certification levels. Motorcycles are not tested for evaporative emissions.

The heavy-duty engine testing procedure, like the light duty vehicle procedure, groups test engines into durability-data and emission-data fleets. Instead of simulating a driving cycle, however, the heavy-duty engine gaseous emission tests measure the hydrocarbon, carbon monoxide, and nitric oxide emitted during various engine loadings at constant speeds (two speeds for gasoline-fueled engines and three speeds for diesel engines). In addition, the diesel heavy-duty engine smoke test measures the opacity of the exhaust during idle and two transient modes. Emission-data heavy-duty engines accumulate 125 hours of service on an engine dynamometer before the emission test, and durability-data gasoline-fueled heavy-duty engines and durability-data diesel heavy-duty engines accumulate 1,500 and 1,000 hours of service, respectively. Heavy-duty engines are not tested for evaporative emissions.

Federal Certification Data

Listed below are the emission levels of each light-duty vehicle and truck, motocycle, and heavy-duty engine which was tested as an emission-data vehicle or engine, as adjusted by the deterioration factors discussed above.

The vehicles and engines listed represent all of the models and configuration certified as of June 22, 1979.

The emission data listed below were obtained from the original emission-data vehicles and engines. In some cases, manufacturers have submitted requests to perform "running changes" on already certified configurations. EPA has authorized manufacturers to make such running changes if a review of the test data and technological information has shown that the proposed modifications do not cause the vehicles or engines to exceed the standards. The data listed below do not indicate the effect of running changes, except where a running change has added a new engine or car line to a previously certified family.

Fuel economy information is not included in this publication. Fuel economy information of 1979 cars and light trucks is available by writing for the EPA/Department of Energy *1979 Gas Mileage Guide* from: Fuel Economy, Pueblo, Colorado 81009. The *1979 Gas Mileage Guide* is also available at new car dealer showrooms.

The various systems that Comprise the test vehicles' exhaust emission control systems are listed individually. The following abbreviations will be used in the subsequent sections of this report:

Exhaust emission control systems:

AIR = air injection (heavy-duty engines only)
CLS = close loop
EGR = exhaust recycle
EM = engine modifications
FI = fuel injection
NON = none
OTR = other
OXD = oxidation catalyst
PLS = pulsating air system
PMP = air pump
RED = reduction catalyst
SPL = smoke puff limiter (heavy-duty engines only)
THM = thermal reactor
3WY = three-way catalyst

Evaporative emission control systems:

CAN = carbon canister storage
CFK = crankcase storage
NON = none

Methods of engine air aspiration (heavy-duty diesel engines):
A = aftercooled
N = natural
T = turbocharged

The heavy-duty engine and motocycle reports are arranged alphabetically by manufacturer. The formats of these reports are self-explanatory and require no further comment.

The following light-duty vehicle and truck report is divided into four main sections: light-duty vehicles, light-duty trucks, diesel light-duty vehicles, and diesel light-duty trucks. Each of the sections is subdivided alphabetically by manufacturer, with each manufacturer's data in turn categorized under "family combinations certified" and "evap-emissions families." The "family

combinations certified" section identifies, in the left-most column of the report, name of the exhaust emission family/evaporative emission family combination to which EPA issues a certificate, the displacement (measured in cubic inches) of all engines within the combination, and the names of all car lines covered (and certified) by that particular exhaust emission/evaporative emission family combination. (Note that the listing of car lines covered is arranged vertically.) All data arrayed to the left of the "car lines covered" column—i.e., the "vehicle car line represented," "emission control system," etc.—is arranged horizontally, with each line of data describing one of the emission-data vehicles selected and tested by EPA to determine the emission levels achieved by the exhaust emission family portion of the combination. Vehicles which were tested to determine compliance for both the exhaust emission and the evaporative emission components of the combination are marked with an asterisk (*). (A complete listing of all test vehicles belonging to each evaporative emission family is provided in the "evap emission family" section described below.) Directly beneath this array of exhaust emission-data information are printed the deterioration factors achieved by both the exhaust emission and evaporative emission family components of the combination. This listing of combination name, car lines covered by the certificate, exhaust emission-data vehicle results, and the combination's deterioration factors will be repreated for as many combinations as the manufacturer has certified.

After the "family combinations certified" section, the manfacturer's "evap-emission families" are described in detail. The report prints the name of each evaporative emission family in the "exh-emiss family/evap-emiss fam" column and then describes, for each evaporative emission family, the evaporative emission-data vehicles whose test results have supported certification. Data on the vehicles within each evaporative-emission family are arrange horizonatally, with each line of the report corresponding to a distinct vehicle confriguration.

This publication should not be construed as an endorsement by the Environmental Protection Agency of any manufacturer's vehicles or engines.

For further information contact: Ms. Christine Mikolajczk, Certification Division, Mobile Source Air Pollution Control, Environmental Protection Agency, 2565 Plymouth Road, Ann Arbor, Michigan 48105, (313–668–4345).

Dated: July 11, 1979.

Michael P. Walsh,

Acting Assistant Administrator.

BILLING CODE 6560-01-M

1979 MODEL YEAR HEAVY-DUTY GASOLINE ENGINES

MANUFACTURER / FAMILY INFORMATION	TEST ENGINE INFORMATION						CERTIFICATION LEVELS		
							EXHAUST EMISSIONS (GM/BHP-HR)		
FAMILY DESIGNATION [MODELS COVERED] [ENG. DISPLMTS]	TEST ENGINE MODEL	EMISSION CONTROL SYSTEM	ENGINE DISPL. (CI OR L)	CARB VENTURIS	RATED H.P.	MAXIMUM TORQUE (LBF FT)	HYDRO-CARBONS	HYDROCARBONS + OXIDES OF NITROGEN	CARBON MONOXIDE
BLUEBIRD									
GM110 [L43] [427]									
	L43	AIR	427	4V	(DETERIORATION FACTORS: 220	360	0.0 0.3	0.0 7	0.0) 14
CHRYSLER									
LA1 [3601; 3603] [360]									
	3601	EM+EGR+AIR	360	4V	(DETERIORATION FACTORS: 190	265	0.0 0.6	0.0 8.9	0.0) 12
	3603	EM+EGR+AIR	360	4V	180	255	0.4	7.2	9
RB* [4401; 4403] [440]									
	4403	EM+EGR	440	4V	(DETERIORATION FACTORS: 225	320	0.15 0.5	2.11 7.6	3.25) 11
FORD									
4.9L*O* [4.9L] [4.9]									
	4.9L	EGR+AIR	4.9	1V	(DETERIORATION FACTORS: 118	226	0.0 0.7	0.0 6.6	0.0) 14
	4.9L	EGR+AIR	4.9	1V	118	227	0.6	5.8	14
5.8L(M)/6.6L*P* [5.8L(M); 6.6L] [5.8; 6.6]									
	5.8L(M)	EGR+AIR	5.8	2V	(DETERIORATION FACTORS: 149	260	0.0 0.8	0.0 8.0	0.0) 24
	5.8L(M)	EGR+AIR	5.8	2V	149	260	0.5	2.8	18
	6.6L	EGR+AIR	6.6	2V	169	318	0.9	7.4	19
5.8L(W)*P* [5.8L(W)] [5.8]									
	5.8L(W)	EGR+AIR	5.8	2V	(DETERIORATION FACTORS: 143	272	0.0 0.7	0.0 4.8	0.48) 14
6.1L*P* [6.1L] [6.1]									
	6.1L	EGR+AIR	6.1	2V	(DETERIORATION FACTORS: 155	250	0.0 1.0	0.0 7.4	1.91) 19
	6.1L	EGR+AIR	6.1	4V	175	280	0.6	6.7	18
7.0L/7.5L*P* [7.0L] [7.0]									
	7.0L	EGR+AIR	7.0	4V	(DETERIORATION FACTORS: 225	340	0.0 0.6	0.0 8.0	0.0) 17
	7.5L	EGR+AIR	7.0	4V	220	355	0.6	9.5	16
7.8L/8.8L*P* [7.8L; 8.8L] [7.8; 8.8]									
	7.8L	AIR	7.8	4V	(DETERIORATION FACTORS: 218	393	0.0 0.5	0.29 6.7	5.87) 19
	8.8L	AIR	8.8	4V	227	431	0.2	5.4	18

1979 MODEL YEAR HEAVY-DUTY GASOLINE ENGINES

MANUFACTURER / FAMILY INFORMATION	TEST ENGINE INFORMATION						CERTIFICATION LEVELS — EXHAUST EMISSIONS (GM/BHP-HR)		
FAMILY DESIGNATION [MODELS COVERED] [ENG. DISPLMTS]	TEST ENGINE MODEL	EMISSION CONTROL SYSTEM	ENGINE DISPL. (CI OR L)	CARB VENTURIS	RATED H.P.	MAXIMUM TORQUE (LBF FT)	HYDRO-CARBONS	HYDROCARBONS + OXIDES OF NITROGEN	CARBON MONOXIDE
GENERAL MOTORS									
GM112 [L25] [292]									
					(DETERIORATION FACTORS:		0.0	0.0	0.0)
	L25	AIR	292	1V	125	225	0.2	6	13
	L25	AIR	292	1V	115	215	0.1	6	16
GM113 [LF4; LF5; LS9; 9B5] [350; 400]									
					(DETERIORATION FACTORS:		0.0	0.16	0.0)
	LF4	AIR	400	4V	180	310	0.9	8	22
	LF5	AIR	350	2V	160	275	0.4	6	18
	LS9	AIR	350	4V	165	255	0.9	8	14
	9B5	AIR	350	2V	135	260	0.4	6	14
GM114 [L42; L43; L86] [366; 427; 454]									
					(DETERIORATION FACTORS:		0.0	0.0	0.0)
	L42	AIR	454	4V	245	380	0.3	7	13
	L43	AIR	427	4V	220	360	0.3	7	14
	L86	AIR	366	4V	190	305	0.6	6	14
GM115 [LF8] [454]									
					(DETERIORATION FACTORS:		0.0	0.0	0.0)
	LF8	AIR	454	4V	210	340	0.5	5	21
INTERNATIONAL HARVESTER									
MV8 [MV404; MV446] [400; 447]									
					(DETERIORATION FACTORS:		0.0	0.53	4.83)
	MV404	EGR+AIR	400	4V	206	333	0.9	6.8	24
	MV404	EGR+AIR	400	2V	189	324	0.7	7.1	21
	MV446	EGR+AIR	447	4V	227	381	0.8	5.5	21
V345 [V345] [345]									
					(DETERIORATION FACTORS:		0.0	0.0	1.98)
	V345	EGR+AIR	345	2V	147	277	0.9	6.5	15
V392 [V392] [392]									
					(DETERIORATION FACTORS:		0.0	1.27	1.38)
	V392	EGR+AIR	391	4V	185	303	0.8	7.6	17
V537 [V537] [537]									
					(DETERIORATION FACTORS:		0.0	1.22	0.79)
	V537	EGR+AIR	537	2V	203	409	0.2	7.5	18
REVCO									
GM115 [LF8] [454]									
					(DETERIORATION FACTORS:		0.0	0.0	0.0)
	LF8	AIR	454	4V	210	340	0.5	5	21

1979 MODEL YEAR HEAVY-DUTY DIESEL ENGINES

MANUFACTURER FAMILY INFORMATION / FAMILY DESIGNATION [MODELS COVERED] [DISPLMTS] ENGINE AIR ASPIRATION	TEST ENGINE INFORMATION: TEST ENGINE MODEL	EMISSION CONTROL SYSTEM	ENGINE DISPL. (CI OR L)	RATED H.P.	MAXIMUM TORQUE (LBF FT)	CERTIFICATION LEVELS: EXHAUST EMISSIONS: HYDRO-CARBONS (GM/BHP-HR)	HYDROCARBONS + OXIDES OF NITROGEN (GM/BHP-HR)	CARBON MONOXIDES (GM/BHP-HR)	SMOKE EMISSIONS: ACCEL (%)	LUG (%)	PEAK (%)
CATERPILLAR											
10 [3406] [893] T+A			DETERIORATION FACTORS:			0.08	0.69	0.0	0.96	0.86	0.0
	3406	SPL	893	375	1145	0.3	6	1	18	4	26
11 [3406] [893] T			DETERIORATION FACTORS:			0.03	0.46	0.0	0.0	0.82	0.45
	3406	SPL	893	300	1054	0.5	9	2	14	9	17
	3406	SPL	893	325	1015	0.5	10	2	13	7	15
12 [3408] [1099] T+A			DETERIORATION FACTORS:			0.0	0.08	0.19	1.31	0.0	0.0
	3408	SPI	1099	450	1350	0.2	6	1	19	6	26
13 [3208] [636] N			DETERIORATION FACTORS:			0.0	0.0	0.98	1.06	0.22	8.00
	3208	EGR	636	200	490	0.7	7	8	7	6	18
14 [3306] [638] T+A			DETERIORATION FACTORS:			0.0	0.0	0.0	2.71	2.70	3.08
	3306	SPL	893	245	820	0.2	5	2	16	10	28
15 [3408] [1099] T			DETERIORATION FACTORS:			0.01	0.0	0.12	0.30	0.57	0.08
	3408	SPL	1099	400	1225	0.6	8	2	13	6	14
16 [3406] [893] T+A			DETERIORATION FACTORS:			0.0	0.10	0.05	1.13	2.26	1.68
	3406	SPL	893	350	1165	0.3	9	3	20	13	23
	3406	SPL	893	380	1245	0.3	9	2	20	13	22
17 [3408] [1099] T+A			DETERIORATION FACTORS:			0.0	0.19	0.08	0.0	1.18	0.0
	3408	SPL	1099	450	1460	0.4	7	3	18	14	15
3 [3208] [636] N			DETERIORATION FACTORS:			0.01	0.0	0.0	0.0	0.0	0.0
	3208	NONE	636	210	500	1.1	9	5	13	12	23
	3208	NONE	636	160	385	1.3	10	4	2	2	4
4 [3306] [638] T			DETERIORATION FACTORS:			0.10	0.08	0.0	0.0	0.21	0.0
	3306	SPL	638	250	690	0.3	6	1	11	6	21
	3306	SPL	638	250	690	0.3	6	1	9	7	15
9 [3406] [893] T			DETERIORATION FACTORS:			0.05	0.92	0.0	1.34	0.0	0.08
	3406	SPL	893	325	970	0.2	7	1	13	6	21

1979 MODEL YEAR HEAVY-DUTY DIESEL ENGINES

MANUFACTURER FAMILY INFORMATION	TEST ENGINE INFORMATION					CERTIFICATION LEVELS					
						EXHAUST EMISSIONS			SMOKE EMISSIONS		
FAMILY DESIGNATION [MODELS COVERED] [DISPLMTS] ENGINE AIR ASPIRATION	TEST ENGINE MODEL	EMISSION CONTROL SYSTEM	ENGINE DISPL. (CI OR L)	RATED H.P.	MAXIMUM TORQUE (LBF FT)	HYDRO-CARBONS (GM/BHP-HR)	HYDROCARBONS + OXIDES OF NITROGEN (GM/BHP-HR)	CARBON MONOXIDES (GM/BHP-HR)	ACCEL (%)	LUG (%)	PEAK (%)
CUMMINS DIESEL											
091 [NHC250; NH230] [855] N											
			DETERIORATION FACTORS:			0.0	0.47	0.0	0.0	0.0	0.0
	NHC250	NONE	855	240	658	0.4	8	4	8	10	11
	NH230	NONE	855	220	644	0.2	9	5	7	6	10
	NH230	NONE	855	220	644	0.6	8	5	6	6	6
092A [NHNTC290; NTC250; NTC290] [855] T											
			DETERIORATION FACTORS:			0.06	0.0	0.24	1.22	1.55	0.0
	NTC290	SPL	855	293	961	0.3	9	2	11	3	12
093E [NHNTCC290; NTCC290; NTCC350; NTCC400; NTC350; NTC400] [855] T+A											
			DETERIORATION FACTORS:			0.0	0.39	0.90	0.87	0.0	0.0
	NTC400	SPL	855	400	1187	0.3	9	3	15	2	17
172A [VTB903; VT350; VT903] [903] T											
			DETERIORATION FACTORS:			0.0	0.0	0.0	0.0	0.0	0.0
	VT350	SPL	903	350	848	1.2	9	2	15	6	19
172C [VTB903; VT350; VT903] [903] T											
			DETERIORATION FACTORS:			0.11	0.90	0.37	0.0	0.0	0.0
	VT350	SPL	903	350	858	0.5	8	2	11	5	14
192B [KT450] [1150] T											
			DETERIORATION FACTORS:			0.0	0.0	0.0	0.0	0.0	0.0
	KT450	SPL	1150	450	1350	0.4	9	1	9	1	17
193 [KTA525; KTA600; KTC450; KT450] [1150] T+A											
			DETERIORATION FACTORS:			0.0	1.02	0.0	0.0	0.0	0.0
	KTA600	SPL	1150	600	1650	0.3	10	2	12	1	18
221 [V555] [555] N											
			DETERIORATION FACTORS:			0.0	0.0	0.43	3.10	3.70	3.39
	V555	NONE	555	216	425	0.7	10	5	10	11	13
	V555	NONE	555	216	425	0.9	9	5	12	14	17
222 [VT225] [555] T											
			DETERIORATION FACTORS:			0.01	0.99	0.0	0.0	0.0	0.0
	VT225	NONE	555	225	445	0.7	9	2	11	4	14
DEUTZ											
F5L912 [F5L912] [288] N											
			DETERIORATION FACTORS:			0.0	0.0	0.0	0.91	0.84	2.00
	F5L912	FN	288	100	214	1.3	9	5	7	8	11
GENERAL MOTORS											
4L53T [4L53T] [212] T											
			DETERIORATION FACTORS:			0.16	0.0	2.11	2.62	2.56	0.13
	4L53T	SPL	212	170	402	0.8	8	5	12	6	18

1979 MODEL YEAR HEAVY-DUTY DIESEL ENGINES

MANUFACTURER / FAMILY INFORMATION	TEST ENGINE INFORMATION					CERTIFICATION LEVELS					
						EXHAUST EMISSIONS			SMOKE EMISSIONS		
FAMILY DESIGNATION [MODELS COVERED] [DISPLMTS] ENGINE AIR ASPIRATION	TEST ENGINE MODEL	EMISSION CONTROL SYSTEM	ENGINE DISPL. (CI OR L)	RATED H.P.	MAXIMUM TORQUE (LBF FT)	HYDRO-CARBONS (GM/BHP-HR)	HYDROCARBONS + OXIDES OF NITROGEN (GM/BHP-HR)	CARBON MONOXIDES (GM/BHP-HR)	ACCEL (%)	LUG (%)	PEAK (%)
GENERAL MOTORS											
6L71N [6L71N] [426] N				DETERIORATION FACTORS:		0.0	0.20	0.0	0.0	0.0	3.36
	6L71N	NONE	426	239	611	0.7	9	6	10	6	23
	6L71N	NONE	426	184	590	1.0	9	12	19	10	40
6L71T [6L71T] [426] T				DETERIORATION FACTORS:		0.01	0.99	0.0	0.0	0.0	0.06
	6L71T	SPL	426	275	801	0.6	10	3	11	3	16
	6L71T	SPL	426	260	781	0.5	10	3	7	3	10
6V71NCOACH [6V71N] [426] N				DETERIORATION FACTORS:		0.06	0.53	0.0	1.39	0.0	1.84
	6V71NCOACH	SPL	426	190	575	1.2	10	8	5	5	7
	6V71NCOACH	SPL	426	160	549	1.3	9	2	4	1	6
6V92TA [6V92TA; 6V92TA(CP)] [552] T+A				DETERIORATION FACTORS:		0.02	0.0	0.87	2.28	1.06	4.56
	6V92TA	SPL	552	335	962	0.6	8	3	14	3	22
	6V92TA	SPL	552	300	910	0.6	9	3	17	9	35
8V71N [8V71N] [568] N				DETERIORATION FACTORS:		0.12	0.04	0.0	0.0	0.55	0.0
	8V71N	NONE	568	316	818	0.6	8	11	17	13	27
	8V71N	NONE	568	248	756	1.0	9	4	4	3	8
8V71NCOACH [8V71NCOACH] [568] N				DETERIORATION FACTORS:		0.0	0.0	0.0	0.0	0.0	0.0
	8V71NCOACH	SPL	568	270	785	0.9	8	3	3	3	5
	8V71NCOACH	SPL	568	230	720	0.7	8	7	4	9	9
8V71TA [8V71TA] [568] T+A				DETERIORATION FACTORS:		0.0	0.35	0.0	0.0	0.37	0.0
	8V71TA	SPL	568	350	1059	0.5	7	2	18	2	35
8V92TA [8V92TA; 8V92TA(CP)] [736] T+A				DETERIORATION FACTORS:		0.0	0.07	0.0	0.0	0.0	0.21
	8V92TA	SPL	736	430	1230	0.8	7	2	15	2	28
	8V92TA	SPL	736	435	1242	0.5	8	3	10	9	15
HINO											
EH [EH700; EH700E] [393] N				DETERIORATION FACTORS:		0.08	0.0	1.16	1.65	1.64	2.30
	EH700	EM	393	150	286	0.9	5	5	9	14	15
	EH700E	EM	393	153	297	1.5	8	6	9	11	12
INTERNATIONAL HARVESTER											
DT466B [210BHP@2600RPM] [466] T				DETERIORATION FACTORS:		0.04	0.0	0.08	2.53	2.17	4.85
	210BHD	SPL	466	210	487	0.6	7	2	13	8	18

1979 MODEL YEAR HEAVY-DUTY DIESEL ENGINES

MANUFACTURER FAMILY INFORMATION	TEST ENGINE INFORMATION					CERTIFICATION LEVELS					
						EXHAUST EMISSIONS			SMOKE EMISSIONS		
FAMILY DESIGNATION [MODELS COVERED] [DISPLMTS] ENGINE AIR ASPIRATION	TEST ENGINE MODEL	EMISSION CONTROL SYSTEM	ENGINE DISPL. (CI OR L)	RATED H.P.	MAXIMUM TORQUE (LBF FT)	HYDRO-CARBONS (GM/BHP-HR)	HYDROCARBONS + OXIDES OF NITROGEN (GM/BHP-HR)	CARBON MONOXIDES (GM/BHP-HR)	ACCEL (%)	LUG (%)	PEAK (%)
INTERNATIONAL HARVESTER											
DT466B											
[160BHP@2600RPM; 180BHP@2600RPM; 190BHP; 210BHP]											
[466]											
T			DETERIORATION FACTORS:			0.01	0.0	0.69	0.72	3.20	1.10
	210BHD	SPL	466	210	987	0.6	9	2	9	10	12
ISUZU											
4BD											
[4BD1A]											
[235]											
N			DETERIORATION FACTORS:			0.14	0.62	0.57	1.17	1.22	1.74
	4BD1A	EM	235	87	166	1.2	7	8	8	7	13
6BD											
[6BD1A]											
[353]											
N			DETERIORATION FACTORS:			0.14	0.62	0.57	1.17	1.22	1.74
	6BD1A	EM	353	130	253	1.4	7	8	10	8	19
IVECO-FIAT											
VI8300											
[8360.05.673]											
[494]											
N			DETERIORATION FACTORS:			0.14	0.62	0.57	1.17	1.22	1.74
	8360.05.673	NONE	494	160	376	0.9	9	6	11	15	16
8220											
[8220.02.142]											
[584]											
N			DETERIORATION FACTORS:			0.14	0.62	0.57	1.17	1.22	1.74
	8220.02.142	NONE	584	200	470	0.9	8	8	7	8	9
MACK TRUCK											
S1B											
[ETZ477B]											
[675]											
T			DETERIORATION FACTORS:			0.05	0.38	0.17	1.05	1.09	1.73
	ETZ477B	SPL	675	210	535	0.9	9	2	10	5	20
10											
[ETAX(B)1000; ETAX(B)1005A; ETAZ(B)1005A]											
[998]											
T+A			DETERIORATION FACTORS:			0.0	0.71	0.09	1.19	0.71	1.17
	ETAZ(B)1005A	SPL	998	392	1519	0.1	8	1	11	6	20
11											
[ETY(B)673E; ETY(B)675; ETY(B)675(B); ETZ(B)673; ETZ(B)673E; ETZ(B)673F; ETZ(B)675; ETZ(B)675(B)]											
[672]											
T			DETERIORATION FACTORS:			0.09	0.81	1.06	0.0	0.25	0.0
	ENDT6(B)675C	SPL	672	235	906	0.9	10	3	17	9	31
	ETY(B)675	SPL	672	235	906	0.6	8	3	18	12	39
8											
[ETZ(B)1005; ETZ(B)1005A]											
[998]											
T			DETERIORATION FACTORS:			0.0	0.29	0.0	0.91	1.62	1.04
	ETZ(B)1005	SPL	998	354	1370	0.3	9	1	13	9	21
9											
[ENDT(B)676; ENDT(B)676A; ETAY(B)673A; ETAY(B)676; ETAY(B)676D; ETAZ(B)673; ETAZ(B)673A; ETAZ(B)673C]											
[672]											
T+A			DETERIORATION FACTORS:			0.0	1.00	0.0	0.0	2.11	0.0
	ETAY(B)676	SPL	672	283	1080	0.8	8	2	11	13	16
	ETAZ(B)673A	SPL	672	315	1050	0.4	9	1	17	6	29
MERCEDES-BENZ											
OM352											
[OM352]											
[346]											
N			DETERIORATION FACTORS:			0.0	0.0	0.0	1.69	0.0	0.0
	OM352	NONE	346	130	253	0.8	8	5	8	13	11

1979 MODEL YEAR HEAVY-DUTY DIESEL ENGINES

MANUFACTURER / FAMILY INFORMATION	TEST ENGINE INFORMATION					CERTIFICATION LEVELS					
						EXHAUST EMISSIONS			SMOKE EMISSIONS		
FAMILY DESIGNATION [MODELS COVERED] [DISPLMTS] ENGINE AIR ASPIRATION	TEST ENGINE MODEL	EMISSION CONTROL SYSTEM	ENGINE DISPL. (CI OR L)	RATED H.P.	MAXIMUM TORQUE (LBF FT)	HYDRO-CARBONS (GM/BHP-HR)	HYDROCARBONS + OXIDES OF NITROGEN (GM/BHP-HR)	CARBON MONOXIDES (GM/BHP-HR)	ACCEL (%)	LUG (%)	PEAK (%)
MERCEDES-BENZ											
OM352A [OM352A] [346] T			DETERIORATION FACTORS:			0.0	0.57	0.0	0.0	0.0	0.0
	OM352A	NONE	346	156	310	0.9	9	3	5	4	7
OM355/5 [OM355/5] [589] N			DETERIORATION FACTORS:			0.0	0.0	0.61	0.03	0.0	0.0
	OM355/5	NONE	589	180	455	0.8	9	6	8	10	11
MITSUBISHI											
6DB5 [6DB50A] [243] N			DETERIORATION FACTORS:			0.36	0.82	1.11	0.0	0.29	0.0
	6D850A	EM	243	100	163	1.0	6	5	5	5	10
VOLVO											
TD100 [TD100C] [586] T			DETERIORATION FACTORS:			0.05	0.38	0.17	1.05	1.04	1.73
	TD100C	SPL	586	253	671	0.6	9	2	11	5	22
TD60 [TD60B] [334] T			DETERIORATION FACTORS:			0.05	0.38	0.17	1.05	1.04	1.73
	TD60B	SPL	334	170	382	1.1	9	2	6	3	9
TD70 [TD70F] [409] T+A			DETERIORATION FACTORS:			0.05	0.38	0.17	1.05	1.04	1.73
	409	SPL	409	230	605	1.3	9	3	6	3	13
WHITE MOTORS											
LDT465 [LDT4651C] [478] T			DETERIORATION FACTORS:			0.05	0.38	0.17	1.05	1.04	1.73
	LDT4651C	EM	478	134	335	0.7	9	1	13	9	19
	LDT4651C	EM	478	134	335	1.3	10	3	15	10	19

1979 MODEL YEAR MOTORCYCLES

MANUFACTURER / FAMILY DESIGNATION / [MODELS COVERED] / [CC DISPLACEMENT]	TEST VEHICLE INFORMATION: TEST VEHICLE MODEL	EMISSION CONTROL SYSTEM	ENGINE DISP.% CYCLE (CC)	#CARBS	TRANS	INERTIA WEIGHT CLASS (KG'S)	DRIVE RATIO	DETERIORATION FACTORS: HYDRO-CARBONS	DETERIORATION FACTORS: CARBON MONOXIDE	CERTIFICATION LEVELS (GM/KM): HYDRO-CARBONS	CERTIFICATION LEVELS (GM/KM): CARBON MONOXIDE
HARLEY DAVIDSON											
V-TWIN											
[FLH; FLH CLASSIC; FLH CL W S/C; FLT; FX; FXE; FXEF; FXS; XLCH; XLCR; XLH; XLS; XLT]											
[1000; 1200; 1340]											
	FLH	EM	1207 - 4	1	M-4	490	3.90	1.103	1.000	2.0	13
	FLH	EM	1339 - 4	1	M-4	490	3.90	1.017	1.000	1.8	10
	FLH CL W S/C	EM	1339 - 4	1	M-4	560	3.90	1.051	1.061	2.3	6
	XLT	EM	998 - 4	1	M-4	390	4.22	1.502	1.357	2.9	10
HONDA											
79BP											
[CB400TI; CB400TII; CB400A; CM400A; CM400T]											
[395]											
	CB400A	EM	395 - 4	2	A-2	290	2.31	1.000	1.000	0.7	10
79DP											
[CM185T]											
[181]											
	CM185T	EM	181 - 4	1	M-4	220	2.33	1.198	1.024	1.3	12
79DV											
[CX500; CX500-CUSTOM; CX500-DELUXE]											
[497]											
	CX500	EM	497 - 4	2	M-5	320	3.09	1.118	1.000	2.0	9
79EV											
[XL185S]											
[180]											
	XL185S	EM	180 - 4	1	M-5	200	3.57	1.000	1.024	0.7	7
79HP											
[CBX]											
[1047]											
	CBX	EM	1047 - 4	6	M-5	380	2.33	1.071	1.045	2.0	14
79MP											
[CT70; CT90]											
[72; 90]											
	CT70	EM	72 - 4	1	M-3	160	2.33	1.174	1.000	0.7	9
79MP											
[CT70; CT90]											
[72; 90]											
	CT90	EM	90 - 4	1	M-4	180	3.00	1.078	1.000	0.7	10
79MV											
[XL75; XL100S; XL125S; CB125S]											
[75; 99; 124]											
	XL100S	EM	99 - 4	1	M-5	190	3.00	1.000	1.000	0.7	6
	XL125S	EM	124 - 4	1	M-6	200	4.00	1.000	1.003	0.7	5
	XL75	EM	75 - 4	1	M-4	160	2.57	1.120	1.000	0.7	10
79QP											
[GL1000]											
[1000]											
	GL1000	EM	1000 - 4	4	M-5	410	3.40	1.000	1.090	2.0	14
79QP											
[CB750K; CB750F; CB750L]											
[749]											
	CB750K	EM	749 - 4	4	M-5	360	2.53	1.344	1.046	3.0	9
79SV											
[XL500S]											
[498]											
	XL500S	EM	498 - 4	1	M-5	230	2.93	1.392	1.000	1.0	9
79TP											
[CB650]											
[627]											
	CB650	EM	627 - 4	4	M-5	320	2.50	1.122	1.000	2.0	8
79TV											
[XL250S]											
[249]											
	XL250S	EM	249 - 4	1	M-5	210	3.78	1.000	1.000	0.9	12
KAWASAKI											
KM100											
[KM100-A8; KM100-A9]											
[99]											
	KM100-A8	EM	99 - 2	1	M-5	180	2.80	1.000	1.016	3.7	8

1979 MODEL YEAR MOTORCYCLES

MANUFACTURER / FAMILY DESIGNATION / [MODELS COVERED] / [CC DISPLACEMENT]	TEST VEHICLE MODEL	EMISSION CONTROL SYSTEM	ENGINE DISP.& CYCLE (CC)	#CARBS	TRANS	INERTIA WEIGHT CLASS (KG'S)	DRIVE RATIO	DETERIORATION FACTORS: HYDRO-CARBONS	DETERIORATION FACTORS: CARBON MONOXIDE	CERTIFICATION LEVELS (GM/KM): HYDRO-CARBONS	CERTIFICATION LEVELS (GM/KM): CARBON MONOXIDE
KAWASAKI											
KE125											
[KE125-A5]											
[124]	KE125-A5A	EM	124 - 2	1	M-6	190	3.57	1.006	1.000	3.4	12
KE175											
[KE175-D1]											
[169]	KE175-D1	EM	169 - 2	1	M-5	190	3.43	1.106	1.072	3.7	11
KE250											
[KE250-B3]											
[249]	KE250-B3	EM	249 - 2	1	M-5	210	2.79	1.029	1.041	5.8	14
KL250											
[KL250-A2]											
[246]	KL250-A1A	EM	246 - 4	1	M-5	220	2.86	1.000	1.000	0.9	10
KZ700											
[KZ1000-A3; KZ1000-A3A; KZ1000-B3; KZ1000-B3A; KZ1000-C2; KZ1000-D2; KZ1000-E1]											
[1015]	KZ1000-A3	EM+AIR	1015 - 4	4	M-5	390	2.20	1.000	1.000	1.6	11
	KZ1000-E1	EM+AIR	1015 - 4	4	M-5	410	3.36	1.102	1.201	1.5	8
KZ130											
[KZ1300-A1; KZ1300-B1]											
[1286]	KZ1300-A1	EM+AIR	1286 - 4	3	M-5	470	2.65	1.055	1.000	2.0	6
KZ200											
[KZ200-A2]											
[198]	KZ200-A1A	EM	198 - 4	1	M-5	220	2.67	1.000	1.000	0.8	10
KZ400											
[KZ400-B2; KZ400-C2; KZ400-H1]											
[398]	KZ400-B2	EM	398 - 4	2	M-6	290	3.00	1.011	1.000	1.1	14
KZ650											
[KZ650-B3; KZ650-C3; KZ650-D2]											
[652]	KZ650-B3	EM+AIR	652 - 4	4	M-5	370	2.63	1.613	1.000	3.7	9
KZ750											
[KZ750-B4]											
[745]	KZ750-B3A	EM	745 - 4	2	M-5	350	2.38	1.000	1.018	0.8	9
SUZUKI											
GS100											
[GS1000; GS1000E; GS1000L]											
[997]	GS1000E	EM	997 - 4	4	M-5	360	4.78	1.000	1.000	1.0	11
GS40											
[GS425; GS425E; GS425L; GS425X]											
[423]	GS425	EM	423 - 4	2	M-6	270	6.50	1.218	1.000	1.3	7
GS55											
[GS550; GS550E; GS550L]											
[549]	GS550E	EM	549 - 4	4	M-6	330	6.30	1.240	1.090	2.0	11
GS75											
[GS750; GS750E; GS750L]											
[748]	GS750E	EM	748 - 4	4	M-5	350	5.66	1.020	1.108	2.0	13
GS850											
[GS850G]											
[843]	GS850G	EM	843 - 4	4	M-5	380	5.60	1.208	1.008	2.0	10
SP37											
[SP370]											
[370]	SP-370	EM	370 - 4	1	M-5	210	7.24	1.510	1.083	1.9	14
TS100											
[TS100]											
[98]	TS100	EM	98 - 2	1	M-5	180	10.24	1.000	1.000	3.8	8
TS125											
[TS125]											
[123]	TS125	EM	123 - 2	1	M-5	180	9.14	1.118	1.000	4.1	9

1979 MODEL YEAR MOTORCYCLES

MANUFACTURER / FAMILY DESIGNATION / [MODELS COVERED] / [CC DISPLACEMENT]	TEST VEHICLE INFORMATION: TEST VEHICLE MODEL	EMISSION CONTROL SYSTEM	ENGINE DISP.& CYCLE (CC)	#CARBS	TRANS	INERTIA WEIGHT CLASS (KG'S)	DRIVE RATIO	DETERIORATION FACTORS: HYDRO-CARBONS	DETERIORATION FACTORS: CARBON MONOXIDE	CERTIFICATION LEVELS (GM/KM): HYDRO-CARBONS	CERTIFICATION LEVELS (GM/KM): CARBON MONOXIDE
SUZUKI											
TS185/250											
[TS185; TS250]											
[183; 246]											
	TS185	EM	183 - 2	1	M-5	190	8.56	1.011	1.000	4.4	11
	TS250	EM	246 - 2	1	M-5	210	6.95	1.000	1.000	4.5	8
YAMAHA											
2*0-78											
[XS650*; XS650SP]											
[654]											
	XS650E	EM	654 - 4	2	M-5	350	2.00	1.000	1.127	1.3	15
2*1-79											
[XS500P]											
[499]											
	XS500P	EM	499 - 4	2	M-5	330	2.62	1.285	1.019	2.0	13
2*3-78											
[XS750*; XS750SP]											
[747]											
	XS750E	EM	747 - 4	3	M-5	380	3.58	1.000	1.032	2.0	13
2*4-78											
[GT80P]											
[73]											
	GT80E	EM	73 - 2	1	M-4	150	2.93	1.000	1.144	3.2	8
2*5-78											
[DT100P]											
[97]											
	DT100E	EM	97 - 2	1	M-5	170	3.21	1.000	1.000	3.8	10
2*7-79											
[LB80-2AP]											
[73]											
	LB80-2AP	EM	73 - 2	1	A-2	160	2.00	1.000	1.095	3.0	5
2H0-78											
[XT500P]											
[499]											
	XT500E	EM	499 - 4	1	M-5	240	2.75	1.000	1.021	0.5	12
2H7-79											
[XS1100P; XS1100SP]											
[1102]											
	XS1100P	EM	1102 - 4	4	M-5	410	3.26	1.085	1.052	2.0	14
2J2-79											
[SR500P]											
[499]											
	SR500P	EM	499 - 4	1	M-5	280	2.75	1.000	1.000	0.6	11
2L0-79											
[XS400P; XS400-2P]											
[392]											
	XS400P	EM	392 - 4	2	M-6	290	2.44	1.000	1.000	1.2	13
2N4-79											
[DT125P]											
[123]											
	DT125P	EM	123 - 2	1	M-6	190	3.50	1.000	1.093	3.5	2
2N5-79											
[DT175P]											
[171]											
	DT175P	EM	171 - 2	1	M-6	190	3.06	1.027	1.014	3.9	8
2N6-79											
[DT250P]											
[246]											
	DT250P	EM+AIR	246 - 2	1	M-5	220	3.36	1.000	1.035	4.2	16
2N7-79											
[DT400P]											
[397]											
	DT400P	EM+AIR	397 - 2	1	M-5	220	2.69	1.000	1.001	7.2	16
2P0-79											
[RD400P]											
[399]											
	RD400P	EM+OTR	399 - 2	2	M-6	280	2.18	1.000	1.000	5.6	12

1979 MODEL YEAR LIGHT-DUTY VEHICLES

MANUFACTURER / ENGINE FAMILY/EVAP-EMISS FAM (CUBIC INCH DISPLACEMENT) / CARLINES COVERED	VEHICLE CARLINE REPRESENTED	EMISSION CONTROL SYSTEM	ENGINE DISP.& CARB VENTURIS	TRANS	INERTIA WEIGHT CLASS (LBS)	AXLE RATIO	CERTIFICATION LEVELS: EXHAUST EMISSIONS (GRAMS/MILE) HYDRO-CARBONS	CARBON MONOXIDE	OXIDES OF NITROGEN	EVAPOR. EMISSIONS (GRAMS) HYDRO-CARBONS
ALFA ROMEO - FAMILY COMBINATIONS CERTIFIED:										
		ENGINE FAMILY TEST VEHICLES								
01615*A / E1615*A (120)										
C SPRINT VELOCE	C SPORT SEDAN	FI /PMP/OXD/ / /CRK	120-FI	A-3	3000	3.54	0.33	5.5	0.89	3.4 *
C SPORT SEDAN	C SPIDER 2000 VELOCE	FI /PMP/OXD/ / /CRK	120-FI	M-5	2750	4.55	0.33	4.4	0.77	2.2 *
C SPIDER 2000 VELOCE	C SPORT SEDAN	FI /PMP/OXD/ / /CRK	120-FI	M-5	3000	4.10	0.27	4.1	0.81	2.1 *
	C SPRINT VELOCE	FI /PMP/OXD/ / /CRK	120-FI	M-5	3000	4.10	0.26	3.3	0.85	2.1 *
(EXHAUST DETERIORATION FACTORS FOR -		FI /PMP/OXD/ / /	FAMILY 01615*A				: 1.305	1.479	1.000	N/A)
(EVAPOR. DETERIORATION FACTORS FOR -		/ / / / /CRK	FAMILY E1615*A				: N/A	N/A	N/A	0.0)
ALFA ROMEO - EVAP-EMISSION FAMILIES:										
		EVAPORATIVE-EMISSION FAMILY TEST VEHICLES								
E1615*A										
	C SPORT SEDAN	FI /PMP/OXD/ / /CRK	120-FI	A-3	3000	3.54	0.33	5.5	0.89	3.4
	C SPORT SEDAN	FI /PMP/OXD/ / /CRK	120-FI	M-5	3000	4.10	0.27	4.1	0.81	2.1
	C SPIDER 2000 VELOCE	FI /PMP/OXD/ / /CRK	120-FI	M-5	2750	4.55	0.33	4.4	0.77	2.2
	C SPRINT VELOCE	FI /PMP/OXD/ / /CRK	120-FI	M-5	3000	4.10	0.26	3.3	0.85	2.1
AMERICAN MOTORS - FAMILY COMBINATIONS CERTIFIED:										
		ENGINE FAMILY TEST VEHICLES								
I-C / E-5A (258)										
C CONCORD	C PACER	PMP/OXD/EGR/ / /CAN	258-1	A-3	3500	3.08	0.24	5.7	1.5	N/A
C CONCORD WAGON										
C SPIRIT										
C PACER										
C PACER WAGON										
(EXHAUST DETERIORATION FACTORS FOR -		PMP/OXD/EGR/ / /	FAMILY I-C				: 1.000	1.000	1.000	N/A)
(EVAPOR. DETERIORATION FACTORS FOR -		/ / / / /CAN	FAMILY E-5A				: N/A	N/A	N/A	0.0)
I-1 / E-1 (232)										
CONCORD	CONCORD	EGR/PMP/OXD/ / /CAN	232-1	A-3	3500	2.53	0.54	11.	1.3	N/A
CONCORD WAGON	PACER WAGON	EGR/PMP/OXD/ / /CAN	232-1	A-3	3500	2.73	0.53	14.	1.6	2.8 *
SPIRIT	SPIRIT	EGR/PMP/OXD/ / /CAN	232-1	A-3	3000	2.37	0.54	11.	1.2	N/A
I-1 / E-1										
PACER	SPIRIT	EGR/PMP/OXD/ / /CAN	232-1	M-3	3000	2.73	0.71	17.	1.4	3.0 *
PACER WAGON	CONCORD WAGON	EGR/PMP/OXD/ / /CAN	232-1	M-4	3500	2.53	0.77	12.	1.6	2.7 *
(EXHAUST DETERIORATION FACTORS FOR -		EGR/PMP/OXD/ / /	FAMILY I-1				: 1.203	1.070	1.000	N/A)
(EVAPOR. DETERIORATION FACTORS FOR -		/ / / / /CAN	FAMILY E-1				: N/A	N/A	N/A	0.0)
I-3 / E-2 (258)										
CONCORD	CONCORD WAGON	EGR/PMP/OXD/ / /CAN	258-2	A-3	3500	2.73	0.84	11.	0.96	2.8 *
CONCORD WAGON	CONCORD WAGON	EGR/PMP/OXD/ / /CAN	258-2	A-3	3500	2.53	0.69	13.	1.3	N/A
SPIRIT	PACER	EGR/PMP/OXD/ / /CAN	258-2	M-4	3500	2.53	0.82	8.5	1.7	2.5 *
PACER										
PACER WAGON										
(EXHAUST DETERIORATION FACTORS FOR -		EGR/PMP/OXD/ / /	FAMILY I-3				: 1.385	1.418	1.000	N/A)
(EVAPOR. DETERIORATION FACTORS FOR -		/ / / / /CAN	FAMILY E-2				: N/A	N/A	N/A	0.0)
I-3C / E-2A (258)										
C SPIRIT	C PACER WAGON	EGR/PMP/OXD/ / /CAN	258-2	A-3	3500	2.73	0.31	1.2	1.2	2.0 *
C CONCORD	C SPIRIT	EGR/PMP/OXD/ / /CAN	258-2	M-4	3500	2.73	0.34	1.8	1.4	2.0 *
C CONCORD WAGON										
C PACER										
C PACER WAGON										
(EXHAUST DETERIORATION FACTORS FOR -		EGR/PMP/OXD/ / /	FAMILY I-3C				: 1.547	1.126	1.075	N/A)
(EVAPOR. DETERIORATION FACTORS FOR -		/ / / / /CAN	FAMILY E-2A				: N/A	N/A	N/A	0.0)
II-A / E-4 (304)										
CONCORD	CONCORD WAGON	EGR/PMP/OXD/ / /CAN	304-2	L-3	4000	2.56	0.92	11.	1.6	1.6 *
CONCORD WAGON	PACER WAGON	EGR/PMP/OXD/ / /CAN	304-2	L-3	4000	2.87	0.95	14.	1.5	1.9 *
SPIRIT	SPIRIT	EGR/PMP/OXD/ / /CAN	304-2	M-4	3500	2.87	0.95	10.	1.1	N/A
PACER										
PACER WAGON										
(EXHAUST DETERIORATION FACTORS FOR -		EGR/PMP/OXD/ / /	FAMILY II-A				: 1.376	1.068	1.000	N/A)
(EVAPOR. DETERIORATION FACTORS FOR -		/ / / / /CAN	FAMILY E-4				: N/A	N/A	N/A	0.0)

*NOTE: THIS VEH GENERATED EVAP EMIS AS WELL AS EXH EMIS TEST RESULTS: A COMPLETE LISTING OF ALL TEST VEHICLES BELONGING TO EACH EVAP EMIS FAMILY IS PROVIDED IN THE EVAP EMIS FAMILY SECTION BELOW.

1979 MODEL YEAR LIGHT-DUTY VEHICLES

MANUFACTURER / ENGINE FAMILY/EVAP-EMISS FAM (CUBIC INCH DISPLACEMENT) / CARLINES COVERED	VEHICLE CARLINE REPRESENTED	EMISSION CONTROL SYSTEM	ENGINE DISP.& CARB VENTURIS	T R A N S	INERTIA WEIGHT CLASS (LBS)	AXLE RATIO	CERTIFICATION LEVELS EXHAUST EMISSIONS (GRAMS/MILE) HYDRO-CARBONS	CARBON MONOXIDE	OXIDES OF NITROGEN	EVAPOR. EMISSIONS (GRAMS) HYDRO-CARBONS
AMERICAN MOTORS - FAMILY COMBINATIONS CERTIFIED:		ENGINE FAMILY TEST VEHICLES								
II-A / E-4A										
(304)										
CONCORD	CONCORD WAGON	EGR/PMP/OXD/ / /CAN	304-2	L-3	4000	2.56	0.92	11.	1.6	N/A
CONCORD WAGON	PACER WAGON	EGR/PMP/OXD/ / /CAN	304-2	L-3	4000	2.87	0.95	10.	1.5	N/A
SPIRIT	SPIRIT	EGR/PMP/OXD/ / /CAN	304-2	M-4	3500	2.87	0.95	10.	1.1	N/A
PACER										
PACER WAGON										
(EXHAUST DETERIORATION FACTORS FOR -		EGR/PMP/OXD/ / /	FAMILY II-A				: 1.376	1.068	1.000	N/A)
(EVAPOR. DETERIORATION FACTORS FOR -		/ / / / /CAN	FAMILY E-4A				: N/A	N/A	N/A	0.0)
V / E-3										
(121)										
CONCORD	SPIRIT	EGR/PMP/OXD/ / /CAN	121-2	A-3	3000	3.58	0.52	10.	1.1	N/A
SPIRIT	SPIRIT	EGR/PMP/OXD/ / /CAN	121-02	A-3	3000	3.31	1.0	12.	1.0	1.8 *
C SPIRIT	CONCORD	EGR/PMP/OXD/ / /CAN	121-2	M-4	3000	3.31	1.2	9.9	1.2	2.0 *
	CONCORD	EGR/PMP/OXD/ / /CAN	121-2	M-4	3000	3.31	0.96	11.	2.0	N/A
	SPIRIT	EGR/PMP/OXD/ / /CAN	121-2	M-4	2750	3.08	1.0	9.2	1.6	2.5 *
(EXHAUST DETERIORATION FACTORS FOR -		EGR/PMP/OXD/ / /	FAMILY V				: 1.245	1.063	1.000	N/A)
(EVAPOR. DETERIORATION FACTORS FOR -		/ / / / /CAN	FAMILY E-3				: N/A	N/A	N/A	0.0)
AMERICAN MOTORS - EVAP-EMISSION FAMILIES:		EVAPORATIVE-EMISSION FAMILY TEST VEHICLES								
E-1										
	PACER WAGON	EGR/PMP/OXD/ / /CAN	232-1	A-3	3500	2.73	0.53	14.	1.6	2.8
	SPIRIT	EGR/PMP/OXD/ / /CAN	232-1	M-3	3000	2.73	0.71	14.	1.4	3.0
	CONCORD WAGON	EGR/PMP/OXD/ / /CAN	232-1	M-4	3500	2.53	0.77	12.	1.6	2.7
E-2										
	CONCORD WAGON	EGR/PMP/OXD/ / /CAN	258-2	A-3	3500	2.73	0.84	11.	0.96	2.8
	PACER	EGR/PMP/OXD/ / /CAN	258-2	M-4	3500	2.53	0.82	8.5	1.7	2.5
E-2A										
	C PACER WAGON	EGR/PMP/OXD/ / /CAN	258-2	A-3	3500	2.73	0.31	1.2	1.2	2.0
	C SPIRIT	EGR/PMP/OXD/ / /CAN	258-2	M-4	3500	2.73	0.34	1.8	1.4	2.0
E-3										
	SPIRIT	EGR/PMP/OXD/ / /CAN	121-02	A-3	3000	3.31	1.0	12.	1.0	1.8
	CONCORD	EGR/PMP/OXD/ / /CAN	121-2	M-4	3000	3.31	1.2	9.9	1.2	2.0
	SPIRIT	EGR/PMP/OXD/ / /CAN	121-2	M-4	2750	3.08	1.0	9.2	1.6	2.5
E-4										
	CONCORD WAGON	EGR/PMP/OXD/ / /CAN	304-2	L-3	4000	2.56	0.92	11.	1.6	1.6
	PACER WAGON	EGR/PMP/OXD/ / /CAN	304-2	L-3	4000	2.87	0.95	10.	1.5	1.9
E-4A										
	CONCORD	EGR/PMP/OXD/ / /CAN	304-2	A-3	4000	2.87	0.94	13.	1.4	2.3
E-5A										
	C PACER	PMP/OXD/EGR/ / /CAN	258-1	A-3	3500	3.08	0.22	5.6	1.8	2.2
ASTON MARTIN - FAMILY COMBINATIONS CERTIFIED:		ENGINE FAMILY TEST VEHICLES								
540 / 540VP										
(326)										
ASTON MARTIN VR	ASTON MARTIN VR	PMP/OXD/ / / /CAN	326-08	M-5	4500	3.54	0.97	2.2	1.8	4.2 *
(EXHAUST DETERIORATION FACTORS FOR -		PMP/OXD/ / / /	FAMILY 540				: 1.900	1.700	1.200	N/A)
(EVAPOR. DETERIORATION FACTORS FOR -		/ / / / /CAN	FAMILY 540VP				: N/A	N/A	N/A	0.0)
ASTON MARTIN - EVAP-EMISSION FAMILIES:		EVAPORATIVE-EMISSION FAMILY TEST VEHICLES								
540VP										
	ASTON MARTIN VR	PMP/OXD/ / / /CAN	326-08	M-5	4500	3.54	0.97	2.2	1.8	4.2
AUDI - FAMILY COMBINATIONS CERTIFIED:		ENGINE FAMILY TEST VEHICLES								
AUDI 80 C1 / AUDI 80										
(97)										
C FOX	C DASHER WAGON	FI /EGR/OXD/ / /CAN	97-FI	A-3	2500	3.91	0.16	1.1	1.1	1.2 *

*NOTE: THIS VEH GENERATED EVAP EMIS AS WELL AS EXH EMIS TEST RESULTS; A COMPLETE LISTING OF ALL TEST VEHICLES BELONGING TO EACH EVAP EMIS FAMILY IS PROVIDED IN THE EVAP EMIS FAMILY SECTION BELOW.

1979 MODEL YEAR LIGHT-DUTY VEHICLES

MANUFACTURER / ENGINE FAMILY/EVAP-EMISS FAM (CUBIC INCH DISPLACEMENT) / CARLINES COVERED	VEHICLE CARLINE REPRESENTED	EMISSION CONTROL SYSTEM	ENGINE DISP.& CARB VENTURIS	TRANS	INERTIA WEIGHT CLASS (LBS)	AXLE RATIO	CERTIFICATION LEVELS: EXHAUST EMISSIONS (GRAMS/MILE) HYDRO-CARBONS	CARBON MONOXIDE	OXIDES OF NITROGEN	EVAPOR. EMISSIONS (GRAMS) HYDRO-CARBONS
AUDI - FAMILY COMBINATIONS CERTIFIED:										
ENGINE FAMILY TEST VEHICLES										
AUDI 80 C1 / AUDI 80 (CONT.)										
C FOX WAGON	C FOX	FI /EGR/OXD/ / /CAN	97-FI	M-4	2500	4.11	0.18	1.6	1.2	0.68 *
(EXHAUST DETERIORATION FACTORS FOR -		FI /EGR/OXD/ / /	FAMILY AUDI 80 C1				: 1.000	1.000	1.000	N/A)
(EVAPOR. DETERIORATION FACTORS FOR -		/ / / / /CAN	FAMILY AUDI 80				: N/A	N/A	N/A	0.0)
AUDI 80F1 / AUDI 80 (97)										
FOX	FOX	FI /EGR/ / / /CAN	97-FI	A-3	2500	3.91	1.2	6.0	1.4	N/A
FOX WAGON	DASHER	FI /EGR/ / / /CAN	97-FI	M-4	2500	4.11	1.2	6.2	1.6	N/A
(EXHAUST DETERIORATION FACTORS FOR -		FI /EGR/ / / /	FAMILY AUDI 80F1				: 1.000	1.221	1.000	N/A)
(EVAPOR. DETERIORATION FACTORS FOR -		/ / / / /CAN	FAMILY AUDI 80				: N/A	N/A	N/A	0.0)
5000 C / 5000 (131)										
C 5000	C 5000	FI /EGR/OXD/ / /CAN	131-FI	A-3	3000	3.91	0.21	2.0	1.3	N/A
	C 5000	FI /EGR/OXD/ / /CAN	131-FI	M-5	3000	4.11	0.17	1.6	1.5	1.0 *
(EXHAUST DETERIORATION FACTORS FOR -		FI /EGR/OXD/ / /	FAMILY 5000 C				: 1.000	1.000	1.000	N/A)
(EVAPOR. DETERIORATION FACTORS FOR -		/ / / / /CAN	FAMILY 5000				: N/A	N/A	N/A	0.0)
5000 CL / 5000 (131)										
C 5000	C 5000	FI /3WY/CLS/ / /CAN	131-FI	A-3	3000	3.91	0.10	0.91	0.68	0.74 *
	C 5000	FI /3WY/CLS/ / /CAN	131-FI	M-5	3000	4.11	0.18	2.4	0.40	1.3 *
(EXHAUST DETERIORATION FACTORS FOR -		FI /3WY/CLS/ / /	FAMILY 5000 CL				: 1.000	1.007	1.000	N/A)
(EVAPOR. DETERIORATION FACTORS FOR -		/ / / / /CAN	FAMILY 5000				: N/A	N/A	N/A	0.0)
5000 F / 5000 (131)										
5000	5000	FI /EGR/ / / /CAN	131-FI	A-3	3000	3.91	1.3	6.0	1.9	N/A
	5000	FI /EGR/ / / /CAN	131-FI	M-5	3000	4.11	1.2	7.1	1.9	N/A
(EXHAUST DETERIORATION FACTORS FOR -		FI /EGR/ / / /	FAMILY 5000 F				: 1.028	1.000	1.000	N/A)
(EVAPOR. DETERIORATION FACTORS FOR -		/ / / / /CAN	FAMILY 5000				: N/A	N/A	N/A	0.0)
AUDI - EVAP-EMISSION FAMILIES:										
EVAPORATIVE-EMISSION FAMILY TEST VEHICLES										
AUDI 80										
	C DASHER WAGON	FI /EGR/OXD/ / /CAN	97-FI	A-3	2500	3.91	0.16	1.1	1.1	1.2
	C FOX	FI /EGR/OXD/ / /CAN	97-FI	M-4	2500	4.11	0.18	1.6	1.2	0.68
5000										
	C 5000	FI /3WY/CLS/ / /CAN	131-FI	A-3	3000	3.91	0.10	0.91	0.68	0.74
	C 5000	FI /EGR/OXD/ / /CAN	131-FI	M-5	3000	4.11	0.17	1.6	1.5	1.0
	C 5000	FI /3WY/CLS/ / /CAN	131-FI	M-5	3000	4.11	0.18	2.4	0.40	1.3
AVANTI - FAMILY COMBINATIONS CERTIFIED:										
ENGINE FAMILY TEST VEHICLES										
910L4 / 984-1 (350)										
C AVANTI II	C AVANTI II	EGR/OXD/OTH/ / /CAN	350-4	A-3	4000	3.07	0.40	8.2	0.95	3.8 *
(EXHAUST DETERIORATION FACTORS FOR -		EGR/OXD/OTH/ / /	FAMILY 910L4				: 1.135	1.000	1.000	N/A)
(EVAPOR. DETERIORATION FACTORS FOR -		/ / / / /CAN	FAMILY 984-1				: N/A	N/A	N/A	0.0)
AVANTI - EVAP-EMISSION FAMILIES:										
EVAPORATIVE-EMISSION FAMILY TEST VEHICLES										
984-1										
	C AVANTI II	EGR/OXD/OTH/ / /CAN	350-4	A-3	4000	3.07	0.40	8.2	0.95	3.8
BMW - FAMILY COMBINATIONS CERTIFIED:										
ENGINE FAMILY TEST VEHICLES										
BMW 120.A / EV10 (121)										
C 320 I	C 320 I	FI /THM/EGR/PMP/ /CAN	121-FI	A-3	2750	3.64	0.20	4.7	1.1	1.6 *
	C 320 I	FI /THM/EGR/PMP/ /CAN	121-FI	M-4	2750	3.64	0.25	5.0	1.1	N/A
(EXHAUST DETERIORATION FACTORS FOR -		FI /THM/EGR/PMP/ /	FAMILY BMW 120.A				: 1.000	1.000	1.000	N/A)
(EVAPOR. DETERIORATION FACTORS FOR -		/ / / / /CAN	FAMILY EV10				: N/A	N/A	N/A	0.0)

*NOTE: THIS VEH GENERATED EVAP EMIS AS WELL AS EXH EMIS TEST RESULTS; A COMPLETE LISTING OF ALL TEST VEHICLES BELONGING TO EACH EVAP EMIS FAMILY IS PROVIDED IN THE EVAP EMIS FAMILY SECTION BELOW.

1979 MODEL YEAR LIGHT-DUTY VEHICLES

MANUFACTURER / ENGINE FAMILY/EVAP-EMISS FAM (CUBIC INCH DISPLACEMENT) / CARLINES COVERED	VEHICLE CARLINE REPRESENTED	EMISSION CONTROL SYSTEM	ENGINE DISP.& CARB VENTURIS	T R A N S	INERTIA WEIGHT CLASS (LBS)	AXLE RATIO	CERTIFICATION LEVELS: EXHAUST EMISSIONS (GRAMS/MILE) HYDRO-CARBONS	CARBON MONOXIDE	OXIDES OF NITROGEN	EVAPOR. EMISSIONS (GRAMS) HYDRO-CARBONS
BMW - FAMILY COMBINATIONS CERTIFIED:										
ENGINE FAMILY TEST VEHICLES										
BMW 120.9 / EV10										
(121)										
320 I	320 I	FI /THM/EGR/PMP/ /CAN	121-FI	A-3	2750	3.64	0.87	9.7	1.4	N/A
	320 I	FI /THM/EGR/PMP/ /CAN	121-FI	M-4	2750	3.64	1.1	7.8	1.8	0.80 *
(EXHAUST DETERIORATION FACTORS FOR -		FI /THM/EGR/PMP/ /	FAMILY BMW 120.9				: 1.000	1.000	1.000	N/A)
(EVAPOR. DETERIORATION FACTORS FOR -		/ / / / /CAN	FAMILY EV10				: N/A	N/A	N/A	0.0)
BMW 128.8 / EV10										
(170)										
C 528 I	C 528 I	FI /3WY/CLS/ / /CAN	170-FI	A-3	3500	3.45	0.30	1.7	0.72	0.89 *
	C 528 I	FI /3WY/CLS/ / /CAN	170-FI	M-4	3500	3.45	0.24	1.8	0.43	N/A
(EXHAUST DETERIORATION FACTORS FOR -		FI /3WY/CLS/ / /	FAMILY BMW 128.8				: 1.000	1.000	1.350	N/A)
(EVAPOR. DETERIORATION FACTORS FOR -		/ / / / /CAN	FAMILY EV10				: N/A	N/A	N/A	0.0)
BMW 133.8 / EV10										
(196)										
633 CSI	C 633 CSI	FI /THM/EGR/PMP/ /CAN	196-FI	A-3	4000	3.45	0.32	6.9	1.2	N/A
C 633 CSI	733 I	FI /THM/EGR/PMP/ /CAN	196-FI	A-3	4000	3.45	0.31	11.	1.7	0.66 *
733 I	733 I	FI /THM/EGR/PMP/ /CAN	196-FI	M-4	4000	3.45	0.32	9.3	1.8	N/A
C 733 I	C 633 CSI	FI /THM/EGR/PMP/ /CAN	196-FI	M-4	4000	3.45	0.17	5.8	1.2	1.6 *
(EXHAUST DETERIORATION FACTORS FOR -		FI /THM/EGR/PMP/ /	FAMILY BMW 133.8				: 1.000	1.000	1.000	N/A)
(EVAPOR. DETERIORATION FACTORS FOR -		/ / / / /CAN	FAMILY EV10				: N/A	N/A	N/A	0.0)
BMW - EVAP-EMISSION FAMILIES:										
EVAPORATIVE-EMISSION FAMILY TEST VEHICLES										
EV10										
	C 320 I	FI /THM/EGR/PMP/ /CAN	121-FI	A-3	2750	3.64	0.20	4.7	1.1	1.6
	320 I	FI /THM/EGR/PMP/ /CAN	121-FI	M-4	2750	3.64	1.1	7.8	1.8	0.80
	C 528 I	FI /3WY/CLS/ / /CAN	170-FI	A-3	3500	3.45	0.30	1.7	0.72	0.89
	733 I	FI /THM/EGR/PMP/ /CAN	196-FI	A-3	4000	3.45	0.31	11.	1.7	0.66
	C 633 CSI	FI /THM/EGR/PMP/ /CAN	196-FI	M-4	4000	3.45	0.17	5.8	1.2	1.6
(BLMC) AUSTIN-MORRIS - FAMILY COMBINATIONS CERTIFIED:										
ENGINE FAMILY TEST VEHICLES										
B/50 / LCAN1										
(110)										
MGB	C MGB	EGR/PMP/OXD/ / /CAN	110-1	M-4	2750	3.91	0.17	4.1	1.3	N/A
C MGB	C MGB	EGR/PMP/OXD/ / /CAN	110-1	M-4	2750	3.91	0.17	4.8	1.6	0.60 *
(EXHAUST DETERIORATION FACTORS FOR -		EGR/PMP/OXD/ / /	FAMILY B/50				: 1.296	1.505	1.000	N/A)
(EVAPOR. DETERIORATION FACTORS FOR -		/ / / / /CAN	FAMILY LCAN1				: N/A	N/A	N/A	0.020)
(BLMC) AUSTIN-MORRIS - EVAP-EMISSION FAMILIES:										
EVAPORATIVE-EMISSION FAMILY TEST VEHICLES										
LCAN1										
	C MGB	EGR/PMP/OXD/ / /CAN	110-1	M-4	2750	3.91	0.17	4.8	1.6	0.60
(BLMC) JAGUAR - FAMILY COMBINATIONS CERTIFIED:										
ENGINE FAMILY TEST VEHICLES										
V12/50 / XJFI										
(326)										
C XJ	C XJ	FI /EGR/PMP/OXD/ /CAN	326-FI	A-3	4500	3.31	0.35	4.8	1.1	4.3 *
C XJS										
(EXHAUST DETERIORATION FACTORS FOR -		FI /EGR/PMP/OXD/ /	FAMILY V12/50				: 1.101	1.000	1.000	N/A)
(EVAPOR. DETERIORATION FACTORS FOR -		/ / / / /CAN	FAMILY XJFI				: N/A	N/A	N/A	0.860)
V12/50-1 / XJFI										
(326)										
XJ	XJ	FI /EGR/PMP/OXD/ /CAN	326-FI	A-3	4500	3.31	0.72	6.0	1.4	N/A
XJS										
(EXHAUST DETERIORATION FACTORS FOR -		FI /EGR/PMP/OXD/ /	FAMILY V12/50-1				: 1.186	1.000	1.350	N/A)
(EVAPOR. DETERIORATION FACTORS FOR -		/ / / / /CAN	FAMILY XJFI				: N/A	N/A	N/A	0.860)
4.2FI / XJFI										
(258)										
C XJ	C XJ	FI /3WY/CLS/ / /CAN	258-FI	A-3	4500	3.31	0.43	5.8	1.3	2.4 *

*NOTE: THIS VEH GENERATED EVAP EMIS AS WELL AS EXH EMIS TEST RESULTS: A COMPLETE LISTING OF ALL TEST VEHICLES BELONGING TO EACH EVAP EMIS FAMILY IS PROVIDED IN THE EVAP EMIS FAMILY SECTION BELOW.

1979 MODEL YEAR LIGHT-DUTY VEHICLES

MANUFACTURER / ENGINE FAMILY/EVAP-EMISS FAM (CUBIC INCH DISPLACEMENT) CARLINES COVERED	VEHICLE CARLINE REPRESENTED	EMISSION CONTROL SYSTEM	ENGINE DISP.& CARB VENTURIS	T R A N S	INERTIA WEIGHT CLASS (LBS)	AXLE RATIO	CERTIFICATION LEVELS EXHAUST EMISSIONS (GRAMS/MILE) HYDRO-CARBONS	CARBON MONOXIDE	OXIDES OF NITROGEN	EVAPOR. EMISSIONS (GRAMS) HYDRO-CARBONS
(BLMC) JAGUAR - FAMILY COMBINATIONS CERTIFIED:										
ENGINE FAMILY TEST VEHICLES										
4.2FI / XJFI (CONT.)										
(EXHAUST DETERIORATION FACTORS FOR - FI /3WY/CLS/ / /			FAMILY 4.2FI				: 1.187	1.260	1.827	N/A)
(EVAPOR. DETERIORATION FACTORS FOR - / / / /		/CAN	FAMILY XJFI				: N/A	N/A	N/A	0.860)
(BLMC) JAGUAR - EVAP-EMISSION FAMILIES:										
EVAPORATIVE-EMISSION FAMILY TEST VEHICLES										
XJFI										
C XJ		FI /3WY/CLS/ /	/CAN	258-FI	A-3	4500	3.31	0.43	5.8	1.3	2.4
XJ		FI /EGR/PMP/OXD/	/CAN	326-FI	A-3	4500	3.31	0.73	4.9	1.4	4.8
C XJ		FI /EGR/PMP/OXD/	/CAN	326-FI	A-3	4500	3.31	0.35	4.8	1.1	4.3
(BLMC) TRIUMPH - FAMILY COMBINATIONS CERTIFIED:										
ENGINE FAMILY TEST VEHICLES										
RV8/50C / RV8/E1										
(215)										
TR	TR	EGR/PMP/OXD/ /	/CAN	215-2	A-3	3000	3.08	0.30	3.0	1.0	1.3 *
	TR	EGR/PMP/OXD/ /	/CAN	215-2	M-5	3000	3.08	0.38	5.0	1.2	N/A
(EXHAUST DETERIORATION FACTORS FOR - EGR/PMP/OXD/ / /			FAMILY RV8/50C					: 1.000	2.500	1.000	N/A)
(EVAPOR. DETERIORATION FACTORS FOR - / / / /		/CAN	FAMILY RV8/E1					: N/A	N/A	N/A	0.0)
RV8/50C/C / RV8/E1										
(215)										
C TR	C TR	EGR/PMP/OXD/ /	/CAN	215-2	A-3	3000	3.08	0.32	3.6	0.95	1.8 *
	C TR	EGR/PMP/OXD/ /	/CAN	215-2	M-5	3000	3.08	0.16	2.5	0.85	N/A
(EXHAUST DETERIORATION FACTORS FOR - EGR/PMP/OXD/ / /			FAMILY RV8/50C/C					: 1.329	1.329	1.177	N/A)
(EVAPOR. DETERIORATION FACTORS FOR - / / / /		/CAN	FAMILY RV8/E1					: N/A	N/A	N/A	0.0)
SL4/2/50C / SL4/2/E1										
(122)										
TR	TR	EGR/PMP/OXD/ /	/CAN	122-2	A-3	2750	3.27	0.95	15.	1.2	N/A
	TR	EGR/PMP/OXD/ /	/CAN	122-2	M-4	2750	3.64	0.60	5.9	1.5	N/A
	TR	EGR/PMP/OXD/ /	/CAN	122-2	M-5	2750	3.90	0.64	7.1	1.8	2.0 *
SL4/2/50C / SL4/2/E1										
(EXHAUST DETERIORATION FACTORS FOR - EGR/PMP/OXD/ / /			FAMILY SL4/2/50C					: 1.456	1.180	1.000	N/A)
(EVAPOR. DETERIORATION FACTORS FOR - / / / /		/CAN	FAMILY SL4/2/E1					: N/A	N/A	N/A	0.815)
SL4/2/50C/C / SL4/2/E1										
(122)										
C TR	C TR	EGR/PMP/OXD/ /	/CAN	122-2	M-4	2750	3.64	0.30	5.7	0.74	N/A
	C TR	EGR/PMP/OXD/ /	/CAN	122-2	M-5	2750	3.90	0.24	7.1	0.81	N/A
(EXHAUST DETERIORATION FACTORS FOR - EGR/PMP/OXD/ / /			FAMILY SL4/2/50C/C					: 1.196	1.161	1.042	N/A)
(EVAPOR. DETERIORATION FACTORS FOR - / / / /		/CAN	FAMILY SL4/2/E1					: N/A	N/A	N/A	0.815)
TC/50C / TC/E1										
(91)										
SPITFIRE	SPITFIRE	EGR/PMP/OXD/ /	/CAN	91-1	M-4	2250	3.89	0.44	2.0	0.98	1.1 *
MIDGET	MIDGET	EGR/PMP/OXD/ /	/CAN	91-1	M-4	2250	3.72	0.56	3.4	1.4	1.1 *
(EXHAUST DETERIORATION FACTORS FOR - EGR/PMP/OXD/ / /			FAMILY TC/50C					: 1.363	1.000	1.000	N/A)
(EVAPOR. DETERIORATION FACTORS FOR - / / / /		/CAN	FAMILY TC/E1					: N/A	N/A	N/A	0.316)
TC/50C/C / TC/E3										
(91)										
C SPITFIRE	C MIDGET	EGR/PMP/OXD/ /	/CAN	91-01	M-4	2250	3.72	0.13	0.90	0.85	1.0 *
C MIDGET	C SPITFIRE	EGR/PMP/OXD/ /	/CAN	91-01	M-4	2250	3.89	0.13	0.90	0.94	0.95 *
(EXHAUST DETERIORATION FACTORS FOR - EGR/PMP/OXD/ / /			FAMILY TC/50C/C					: 1.000	1.002	1.075	N/A)
(EVAPOR. DETERIORATION FACTORS FOR - / / / /		/CAN	FAMILY TC/E3					: N/A	N/A	N/A	0.316)
(BLMC) TRIUMPH - EVAP-EMISSION FAMILIES:										
EVAPORATIVE-EMISSION FAMILY TEST VEHICLES										
RV8/E1										
C TR		EGR/PMP/OXD/ /	/CAN	215-2	A-3	3000	3.08	0.32	3.6	0.95	1.8
TR		EGR/PMP/OXD/ /	/CAN	215-2	A-3	3000	3.08	0.30	3.0	1.0	1.3
SL4/2/E1										
TR		EGR/PMP/OXD/ /	/CAN	122-2	M-5	2750	3.90	0.64	7.1	1.8	2.0

*NOTE: THIS VEH GENERATED EVAP EMIS AS WELL AS EXH EMIS TEST RESULTS: A COMPLETE LISTING OF ALL TEST VEHICLES BELONGING TO EACH EVAP EMIS FAMILY IS PROVIDED IN THE EVAP EMIS FAMILY SECTION BELOW.

1979 MODEL YEAR LIGHT-DUTY VEHICLES

MANUFACTURER / ENGINE FAMILY/EVAP-EMISS FAM (CUBIC INCH DISPLACEMENT) / CARLINES COVERED	VEHICLE CARLINE REPRESENTED	EMISSION CONTROL SYSTEM	ENGINE DISP.& CARB VENTURIS	TRANS CLASS	INERTIA WEIGHT (LBS)	AXLE RATIO	CERTIFICATION LEVELS EXHAUST EMISSIONS (GRAMS/MILE) HYDRO-CARBONS	CARBON MONOXIDE	OXIDES OF NITROGEN	EVAPOR. EMISSIONS (GRAMS) HYDRO-CARBONS
(BLMC) TRIUMPH - EVAP-EMISSION FAMILIES:		EVAPORATIVE-EMISSION FAMILY TEST VEHICLES								
TC/E1										
	SPITFIRE	EGR/PMP/OXD/ / /CAN	91-1	M-4	2250	3.89	0.46	2.0	0.98	1.1
	MIDGET	EGR/PMP/OXD/ / /CAN	91-1	M-4	2250	3.72	0.56	3.4	1.4	1.1
TC/E3										
	C MIDGET	EGR/PMP/OXD/ / /CAN	91-01	M-4	2250	3.72	0.13	0.90	0.85	1.0
	C SPITFIRE	EGR/PMP/OXD/ / /CAN	91-01	M-4	2250	3.89	0.13	0.90	0.94	0.95
CHECKER - FAMILY COMBINATIONS CERTIFIED:		ENGINE FAMILY TEST VEHICLES								
GM910F1H / 9B1-1 (250)										
MARATHON/TAXICAB	MARATHON/TAXICAB	EGR/OXD/OTH/ / /CAN	250-1	A-3	4000	2.72	0.56	10.	1.4	1.8 *
(EXHAUST DETERIORATION FACTORS FOR -		EGR/OXD/OTH/ / /	FAMILY GM910F1H				: 1.000	1.000	1.066	N/A)
(EVAPOR. DETERIORATION FACTORS FOR -		/ / / / /CAN	FAMILY 9B1-1				: N/A	N/A	N/A	0.0)
GM910F1SMU / 9R1-1 (250)										
C MARATHON/TAXICAB	C MARATHON/TAXICAB	EGR/PMP/OXD/OTR/ /CAN	250-1	A-3	4000	2.72	0.32	2.5	1.3	1.4 *
(EXHAUST DETERIORATION FACTORS FOR -		EGR/PMP/OXD/OTR/ /	FAMILY GM910F1SMU				: 1.471	1.078	1.000	N/A)
(EVAPOR. DETERIORATION FACTORS FOR -		/ / / / /CAN	FAMILY 9B1-1				: N/A	N/A	N/A	0.0)
GM910L4RU / 9B4-1 (350)										
C MARATHON/TAXICAB C MARATHON/TAXICAB-E	C MARATHON/TAXICAB	EGR/PMP/OXD/OTR/ /CAN	350-4	A-3	4500	2.72	0.25	3.8	0.85	1.9 *
(EXHAUST DETERIORATION FACTORS FOR -		EGR/PMP/OXD/OTR/ /	FAMILY GM910L4RU				: 1.060	1.000	1.000	N/A)
(EVAPOR. DETERIORATION FACTORS FOR -		/ / / / /CAN	FAMILY 9B4-1				: N/A	N/A	N/A	0.0)
910G2U / 9R3-1 (305)	0									
MARATHON/TAXICAB MARATHON/TAXICAB-E	MARATHON/TAXICAB	EGR/OXD/OTH/ / /CRK	305-2	A-3	4500	2.72	0.56	10.	1.6	1.9 *
910G2U / 9R3-1										
(EXHAUST DETERIORATION FACTORS FOR -		EGR/OXD/OTH/ / /	FAMILY 910G2U				: 1.036	1.000	1.109	N/A)
(EVAPOR. DETERIORATION FACTORS FOR -		/ / / / /CRK	FAMILY 9R3-1			0	: N/A	N/A	N/A	0.0)
CHECKER - EVAP-EMISSION FAMILIES:		EVAPORATIVE-EMISSION FAMILY TEST VEHICLES								
9R1-1										
	MARATHON/TAXICAB	EGR/OXD/OTH/ / /CAN	250-1	A-3	4000	2.72	0.56	10.	1.4	1.8
	C MARATHON/TAXICAB	EGR/PMP/OXD/OTR/ /CAN	250-1	A-3	4000	2.72	0.32	2.5	1.3	1.4
9R3-1	0									
	MARATHON/TAXICAB	EGR/OXD/OTH/ / /CRK	305-2	A-3	4500	2.72	0.56	10.	1.6	1.9
9R4-1										
	C MARATHON/TAXICAB	EGR/PMP/OXD/OTR/ /CAN	350-4	A-3	4500	2.72	0.25	3.8	0.85	1.9
CHRYSLER - FAMILY COMBINATIONS CERTIFIED:		ENGINE FAMILY TEST VEHICLES								
9CD-225-1-UP / 9E-2/2 (225)										
C ASPEN	C ASPEN	EGR/PMP/OXD/ / /CAN	225-01	A-3	3500	3.23	0.39	5.2	1.3	5.3 *
C VOLARE	C ASPEN WAGON	EGR/PMP/OXD/ / /CAN	225-01	A-3	4000	3.21	0.40	6.6	1.2	2.6 *
C ASPEN WAGON C VOLARE WAGON C LEBARON C DIPLOMAT C LEBARON WAGON C DIPLOMAT WAGON										
(EXHAUST DETERIORATION FACTORS FOR -		EGR/PMP/OXD/ / /	FAMILY 9CD-225-1-UP				: 1.344	1.275	1.000	N/A)
(EVAPOR. DETERIORATION FACTORS FOR -		/ / / / /CAN	FAMILY 9E-2/2				: N/A	N/A	N/A	0.312)
9CD-225-1-WP / 9E-2/4 (225)										
C VOLARE	C ASPEN	EGR/PMP/OXD/3WY/CLS/CAN	225-1	A-3	3500	3.23	0.22	3.9	1.2	2.3 *

*NOTE: THIS VEH GENERATED EVAP EMIS AS WELL AS EXH EMIS TEST RESULTS: A COMPLETE LISTING OF ALL TEST VEHICLES BELONGING TO EACH EVAP EMIS FAMILY IS PROVIDED IN THE EVAP EMIS FAMILY SECTION BELOW.

1979 MODEL YEAR LIGHT-DUTY VEHICLES

MANUFACTURER / ENGINE FAMILY/EVAP-EMISS FAM (CUBIC INCH DISPLACEMENT) / CARLINES COVERED	VEHICLE CARLINE REPRESENTED	EMISSION CONTROL SYSTEM	ENGINE DISP.& CARB VENTURIS	TRANS.	INERTIA WEIGHT CLASS (LBS)	AXLE RATIO	CERTIFICATION LEVELS EXHAUST EMISSIONS (GRAMS/MILE) HYDRO-CARBONS	CARBON MONOXIDE	OXIDES OF NITROGEN	EVAPOR. EMISSIONS (GRAMS) HYDRO-CARBONS
CHRYSLER - FAMILY COMBINATIONS CERTIFIED:										
ENGINE FAMILY TEST VEHICLES										
9CD-225-1-MP / 9E-2/4 (CONT.)										
C ASPEN	VOLARE WAGON	EGR/PMP/OXD/3WY/CLS/CAN	225-1	A-3	4000	3.21	0.22	2.7	1.3	4.3 *
C ASPEN WAGON										
C LEBARON										
C DIPLOMAT										
C LEBARON WAGON										
C DIPLOMAT WAGON										
C VOLARE WAGON										
(EXHAUST DETERIORATION FACTORS FOR -		EGR/PMP/OXD/3WY/CLS/	FAMILY 9CD-225-1-MP				: 1.000	1.714	1.271	N/A)
(EVAPOR. DETERIORATION FACTORS FOR -		/ / / / /CAN	FAMILY 9E-2/4				: N/A	N/A	N/A	0.312)
9CD-318/360-4-GP / 9E-5/3										
(318,360)										
C ASPEN	C ASPEN WAGON	EGR/PMP/OXD/ / /CAN	318-04	L-3	4000	2.45	0.39	6.8	0.78	N/A
C VOLARE	C LEBARON WAGON	EGR/PMP/OXD/ / /CAN	318-04	L-3	4500	2.71	0.43	5.1	1.2	4.4 *
C ASPEN WAGON	C LEBARON	EGR/PMP/OXD/ / /CAN	360-04	L-3	4000	2.71	0.25	3.2	1.4	N/A
C VOLARE WAGON	C CORDOBA	EGR/PMP/OXD/ / /CAN	360-04	L-3	4500	2.71	0.26	2.2	1.5	N/A
C LEBARON										
C DIPLOMAT										
C LEBARON WAGON										
C DIPLOMAT WAGON										
(EXHAUST DETERIORATION FACTORS FOR -		EGR/PMP/OXD/ / /	FAMILY 9CD-318/360-4-GP				: 1.259	1.354	1.015	N/A)
(EVAPOR. DETERIORATION FACTORS FOR -		/ / / / /CAN	FAMILY 9E-5/3				: N/A	N/A	N/A	1.255)
9CD-318/360-4-GP / 9E-8/3										
(318,360)										
C ST. REGIS	C ASPEN WAGON	EGR/PMP/OXD/ / /CAN	318-04	L-3	4000	2.45	0.39	6.8	0.78	N/A
C NEWPORT/NEW YORKER	C LEBARON WAGON	EGR/PMP/OXD/ / /CAN	318-04	L-3	4500	2.71	0.43	5.1	1.2	N/A
C CORDOBA	C CORDOBA	EGR/PMP/OXD/ / /CAN	360-04	L-3	4500	2.71	0.26	2.2	1.5	2.5 *
C MAGNUM	C LEBARON	EGR/PMP/OXD/ / /CAN	360-04	L-3	4000	2.71	0.25	3.2	1.4	N/A
(EXHAUST DETERIORATION FACTORS FOR -		EGR/PMP/OXD/ / /	FAMILY 9CD-318/360-4-GP				: 1.259	1.354	1.015	N/A)
(EVAPOR. DETERIORATION FACTORS FOR -		/ / / / /CAN	FAMILY 9E-8/3				: N/A	N/A	N/A	0.861)
9CD-360-4-QP / 9E-5/2										
(360)										
C ASPEN	C VOLARE	EGR/PMP/OXD/ / /CAN	360-04	A-3	4500	3.21	0.45	14.	0.93	4.3 *
C VOLARE	C LEBARON	EGR/PMP/OXD/ / /CAN	360-04	L-3	4000	2.71	0.34	6.9	1.1	N/A
9CD-360-4-QP / 9E-5/2										
C ASPEN WAGON	C DODGE	EGR/PMP/OXD/ / /CAN	360-04	L-3	4500	2.71	0.25	5.8	1.1	N/A
C VOLARE WAGON										
C LEBARON										
C DIPLOMAT										
C LEBARON WAGON										
C DIPLOMAT WAGON										
(EXHAUST DETERIORATION FACTORS FOR -		EGR/PMP/OXD/ / /	FAMILY 9CD-360-4-QP				: 1.012	1.024	1.167	N/A)
(EVAPOR. DETERIORATION FACTORS FOR -		/ / / / /CAN	FAMILY 9E-5/2				: N/A	N/A	N/A	1.255)
9CD-360-4-QP / 9E-8/2										
(360)										
C ST. REGIS	C VOLARE	EGR/PMP/OXD/ / /CAN	360-04	A-3	4500	3.21	0.45	14.	0.93	N/A
C NEWPORT/NEW YORKER	C DODGE	EGR/PMP/OXD/ / /CAN	360-04	L-3	4500	2.71	0.25	5.8	1.1	2.9 *
C CORDOBA	C LEBARON	EGR/PMP/OXD/ / /CAN	360-04	L-3	4000	2.71	0.34	6.9	1.1	N/A
C MAGNUM										
(EXHAUST DETERIORATION FACTORS FOR -		EGR/PMP/OXD/ / /	FAMILY 9CD-360-4-QP				: 1.012	1.024	1.167	N/A)
(EVAPOR. DETERIORATION FACTORS FOR -		/ / / / /CAN	FAMILY 9E-8/2				: N/A	N/A	N/A	0.861)
9CF-105-2-BP / 9E-1/2										
(105)										
C OMNI	C HORIZON	EGR/PMP/OXD/ / /CAN	105-02	A-3	2500	3.68	0.29	5.4	1.1	N/A
C HORIZON	C HORIZON	EGR/PMP/OXD/ / /CAN	105-02	A-3	2750	3.68	0.21	4.6	1.1	2.6 *
	C HORIZON	EGR/PMP/OXD/ / /CAN	105-02	A-3	2500	3.68	0.32	6.9	0.85	3.7 *
	C HORIZON	EGR/PMP/OXD/ / /CAN	105-02	M-4	2500	3.58	0.28	5.9	1.4	N/A
	C HORIZON	EGR/PMP/OXD/ / /CAN	105-02	M-4	2500	3.58	0.20	3.0	1.3	2.4 *
(EXHAUST DETERIORATION FACTORS FOR -		EGR/PMP/OXD/ / /	FAMILY 9CF-105-2-BP				: 1.315	1.596	1.193	N/A)
(EVAPOR. DETERIORATION FACTORS FOR -		/ / / / /CAN	FAMILY 9E-1/2				: N/A	N/A	N/A	0.0)
9FD-225-1-CA / 9E-2/1										
(225)										
ASPEN	VOLARE	EGR/PLS/OXD/ / /CAN	225-01	L-3	3500	2.76	0.78	13.	1.2	3.0 *
VOLARE	VOLARE	EGR/PLS/OXD/ / /CAN	225-01	M-3	3500	3.23	0.70	7.0	1.4	N/A
ASPEN WAGON	VOLARE	EGR/PLS/OXD/ / /CAN	225-01	M-3	3500	3.23	0.72	8.5	1.6	N/A
VOLARE WAGON	VOLARE	EGR/PLS/OXD/ / /CAN	225-01	M-4	3500	3.23	0.84	8.4	1.2	N/A
LEBARON	VOLARE WAGON	EGR/PLS/OXD/ / /CAN	225-01	M-4	4000	3.21	1.1	1.[illegible]	1.8	2.7 *
DIPLOMAT										

*NOTE: THIS VEH GENERATED EVAP EMIS AS WELL AS EXH EMIS TEST RESULTS; A COMPLETE LISTING OF ALL TEST VEHICLES BELONGING TO EACH EVAP EMIS FAMILY IS PROVIDED IN THE EVAP EMIS FAMILY SECTION BELOW.

1979 MODEL YEAR LIGHT-DUTY VEHICLES

MANUFACTURER / ENGINE FAMILY/EVAP-EMISS FAM / (CUBIC INCH DISPLACEMENT) / CARLINES COVERED	VEHICLE CARLINE REPRESENTED	EMISSION CONTROL SYSTEM	ENGINE DISP.& CARB VENTURIS	TRANS	INERTIA WEIGHT CLASS (LBS)	AXLE RATIO	CERTIFICATION LEVELS EXHAUST EMISSIONS (GMAMS/MILE) HYDRO-CARBONS	CARBON MONOXIDE	OXIDES OF NITROGEN	EVAPOR. EMISSIONS (GRAMS) HYDRO-CARBONS
CHRYSLER - FAMILY COMBINATIONS CERTIFIED:										
ENGINE FAMILY TEST VEHICLES										
9FD-225-1-CA / 9E-2/1 (CONT.) LEBARON WAGON DIPLOMAT WAGON										
(EXHAUST DETERIORATION FACTORS FOR -		EGR/PLS/OXD/	/ /	FAMILY 9FD-225-1-CA			: 1.000	1.000	1.021	N/A)
(EVAPOR. DETERIORATION FACTORS FOR -		/ / / /	/CAN	FAMILY 9E-2/1			: N/A	N/A	N/A	0.312)
9FD-225-2-CA / 9E-3/2 (225)										
VOLARE	VOLARE	EGR/PLS/OXD/	/ /CAN	225-02	L-3	3500 2.76	0.64	8.9	2.0	4.0 *
ASPEN	DIPLOMAT	EGR/PLS/OXD/	/ /CAN	225-02	L-3	3500 2.76	0.75	1[illegible]	1.1	N/A
LEBARON										
DIPLOMAT										
(EXHAUST DETERIORATION FACTORS FOR -		EGR/PLS/OXD/	/ /	FAMILY 9FD-225-2-CA			: 1.005	1.038	1.092	N/A)
(EVAPOR. DETERIORATION FACTORS FOR -		/ / / /	/CAN	FAMILY 9E-3/2			: N/A	N/A	N/A	0.624)
9FD-225-2-CP / 9E-3/1 (225)										
ASPEN WAGON	CHRYSLER	EGR/PMP/OXD/	/ /CAN	225-02	L-3	4000 2.94	0.89	11.	1.4	3.4 *
VOLARE WAGON	VOLARE WAGON	EGR/PMP/OXD/	/ /CAN	225-02	L-3	4000 2.94	0.94	14.	1.3	4.2 *
DIPLOMAT	LEBARON	EGR/PMP/OXD/	/ /CAN	225-02	L-3	4000 2.94	1.0	1[illegible]	1.9	3.7 *
LEBARON										
DIPLOMAT WAGON										
LEBARON WAGON										
ST. REGIS										
NEWPORT/NEW YORKER										
(EXHAUST DETERIORATION FACTORS FOR -		EGR/PMP/OXD/	/ /	FAMILY 9FD-225-2-CP			: 1.189	1.099	1.000	N/A)
(EVAPOR. DETERIORATION FACTORS FOR -		/ / / /	/CAN	FAMILY 9E-3/1			: N/A	N/A	N/A	0.624)
9FD-318-2-CA / 9E-3/4 (318)										
ASPEN	VOLARE WAGON	EGR/PLS/OXD/	/ /CAN	318-02	L-3	4000 2.45	0.70	1[illegible]	1.9	N/A
VOLARE	LEBARON	EGR/PLS/OXD/	/ /CAN	318-2	L-3	4000 2.45	0.49	5.4	1.6	3.1 *
ASPEN WAGON	VOLARE WAGON	EGR/PLS/OXD/	/ /CAN	318-02	L-3	4000 2.45	0.63	7.2	2.0	N/A
VOLARE WAGON	ASPEN WAGON	EGR/PLS/OXD/	/ /CAN	318-02	L-3	4000 2.71	0.78	9.4	1.6	N/A
LEBARON	VOLARE WAGON	EGR/PLS/OXD/	/ /CAN	318-02	L-3	4000 2.45	0.55	8.3	1.9	N/A
DIPLOMAT	CORDOBA	EGR/PLS/OXD/	/ /CAN	318-02	L-3	4000 2.71	0.66	11.	1.3	N/A
LEBARON WAGON										
9FD-318-2-CA / 9E-3/4 (CONT.) DIPLOMAT WAGON ST. REGIS NEWPORT/NEW YORKER CORDOBA MAGNUM										
(EXHAUST DETERIORATION FACTORS FOR -		EGR/PLS/OXD/	/ /	FAMILY 9FD-318-2-CA			: 1.099	1.000	1.095	N/A)
(EVAPOR. DETERIORATION FACTORS FOR -		/ / / /	/CAN	FAMILY 9E-3/4			: N/A	N/A	N/A	0.624)
9FD-318-2-CA / 9E-4/1 (318)										
ASPEN	ASPEN WAGON	EGR/PLS/OXD/	/ /CAN	318-02	L-3	4000 2.71	0.78	9.4	1.6	N/A
VOLARE	CORDOBA	EGR/PLS/OXD/	/ /CAN	318-02	L-3	4000 2.71	0.66	11.	1.3	3.0 *
ASPEN WAGON	VOLARE WAGON	EGR/PLS/OXD/	/ /CAN	318-02	L-3	4000 2.45	0.63	7.2	2.0	3.3 *
VOLARE WAGON	VOLARE WAGON	EGR/PLS/OXD/	/ /CAN	318-02	L-3	4000 2.45	0.70	13.	1.9	2.2 *
LEBARON	VOLARE WAGON	EGR/PLS/OXD/	/ /CAN	318-02	L-3	4000 2.45	0.55	8.3	1.9	2.6 *
DIPLOMAT										
LEBARON WAGON										
DIPLOMAT WAGON										
ST. REGIS										
NEWPORT/NEW YORKER										
CORDOBA										
MAGNUM										
(EXHAUST DETERIORATION FACTORS FOR -		EGR/PLS/OXD/	/ /	FAMILY 9FD-318-2-CA			: 1.099	1.000	1.095	N/A)
(EVAPOR. DETERIORATION FACTORS FOR -		/ / / /	/CAN	FAMILY 9E-4/1			: N/A	N/A	N/A	0.624)
9FD-360-2-CA / 9E-6/1 (360)										
LEBARON	CORDOBA	EGR/PLS/OXD/	/ /CAN	360-02	L-3	4500 2.71	0.62	14.	1.4	N/A
DIPLOMAT	CORDOBA	EGR/PLS/OXD/	/ /CAN	360-02	L-3	4500 2.45	0.44	9.9	2.0	6.0 *
LEBARON WAGON	LEBARON	EGR/PLS/OXD/	/ /CAN	360-02	L-3	4000 2.45	0.59	14.	1.5	N/A
DIPLOMAT WAGON	DIPLOMAT WAGON	EGR/PLS/OXD/	/ /CAN	360-02	L-3	4500 2.71	0.46	9.4	1.8	3.6 *
ST. REGIS										
NEWPORT/NEW YORKER										
CORDOBA										
MAGNUM										

*NOTE: THIS VEH GENERATED EVAP EMIS AS WELL AS EXH EMIS TEST RESULTS; A COMPLETE LISTING OF ALL TEST VEHICLES BELONGING TO EACH EVAP EMIS FAMILY IS PROVIDED IN THE EVAP EMIS FAMILY SECTION BELOW.

1979 MODEL YEAR LIGHT-DUTY VEHICLES

MANUFACTURER / ENGINE FAMILY/EVAP-EMISS FAM (CUBIC INCH DISPLACEMENT) / CARLINES COVERED	VEHICLE CARLINE REPRESENTED	EMISSION CONTROL SYSTEM	ENGINE DISP.& CARB VENTURIS	TRANS	INERTIA WEIGHT CLASS (LBS)	AXLE RATIO	CERTIFICATION LEVELS EXHAUST EMISSIONS (GRAMS/MILE) HYDRO-CARBONS	CARBON MONOXIDE	OXIDES OF NITROGEN	EVAPOR. EMISSIONS (GRAMS) HYDRO-CARBONS
CHRYSLER - FAMILY COMBINATIONS CERTIFIED:										
ENGINE FAMILY TEST VEHICLES										
9FD-360-2-CA / 9E-6/1 (CONT.)										
(EXHAUST DETERIORATION FACTORS FOR -		EGR/PLS/OXD/ / /	FAMILY 9FD-360-2-CA				: 1.000	1.000	1.000	N/A)
(EVAPOR. DETERIORATION FACTORS FOR -		/ / / / /CAN	FAMILY 9E-6/1				: N/A	N/A	N/A	1.255)
9FD-360-4-DA / 9E-5/1										
(360)										
ASPEN	CORDOBA	EGR/PLS/OXD/ / /CAN	360-4	A-3	4500	3.21	0.61	12.	1.3	N/A
VOLARE	DODGE	EGR/PLS/OXD/ / /CAN	360-4	L-3	4500	2.71	0.38	6.4	1.4	N/A
ASPEN WAGON	LEBARON	EGR/PLS/OXD/ / /CAN	360-04	L-3	4000	2.71	0.49	8.2	1.3	4.3 *
VOLARE WAGON	VOLARE WAGON	EGR/PLS/OXD/ / /CAN	360-04	L-3	4000	2.71	0.51	10.	0.86	3.7 *
LEBARON										
DIPLOMAT										
LEBARON WAGON										
DIPLOMAT WAGON										
(EXHAUST DETERIORATION FACTORS FOR -		EGR/PLS/OXD/ / /	FAMILY 9FD-360-4-DA				: 1.053	1.028	1.000	N/A)
(EVAPOR. DETERIORATION FACTORS FOR -		/ / / / /CAN	FAMILY 9E-5/1				: N/A	N/A	N/A	1.255)
9FD-360-4-DA / 9E-8/1										
(360)										
NEWPORT/NEW YORKER	CORDOBA	EGR/PLS/OXD/ / /CAN	360-4	A-3	4500	3.21	0.61	12.	1.3	3.0 *
CORDOBA	VOLARE WAGON	EGR/PLS/OXD/ / /CAN	360-04	L-3	4000	2.71	0.51	10.	0.86	N/A
MAGNUM	LEBARON	EGR/PLS/OXD/ / /CAN	360-04	L-3	4000	2.71	0.49	8.2	1.3	N/A
ST. REGIS	DODGE	EGR/PLS/OXD/ / /CAN	360-4	L-3	4500	2.71	0.38	6.4	1.4	2.5 *
(EXHAUST DETERIORATION FACTORS FOR -		EGR/PLS/OXD/ / /	FAMILY 9FD-360-4-DA				: 1.053	1.028	1.000	N/A)
(EVAPOR. DETERIORATION FACTORS FOR -		/ / / / /CAN	FAMILY 9E-8/1				: N/A	N/A	N/A	0.861)
9FF-105-2-KA / 9E-1/1										
(105)										
OMNI	OMNI	EGR/PLS/OXD/ / /CAN	105-02	A-3	2500	3.68	0.43	8.6	1.7	N/A
HORIZON	HORIZON	EGR/PLS/OXD/ / /CAN	105-02	A-3	2750	3.68	0.46	10.	1.9	1.8 *
	HORIZON	EGR/PLS/OXD/ / /CAN	105-02	A-3	2500	3.48	0.34	12.	1.5	2.9 *
	HORIZON	EGR/PLS/OXD/ / /CAN	105-02	M-4	2500	3.37	0.47	12.	1.8	2.2 *
	HORIZON	EGR/PLS/OXD/ / /CAN	105-02	M-4	2500	3.37	0.54	10.	1.5	2.5 *
(EXHAUST DETERIORATION FACTORS FOR -		EGR/PLS/OXD/ / /	FAMILY 9FF-105-2-KA				: 1.317	1.062	1.124	N/A)
(EVAPOR. DETERIORATION FACTORS FOR -		/ / / / /CAN	FAMILY 9E-1/1				: N/A	N/A	N/A	0.0)
CHRYSLER - EVAP-EMISSION FAMILIES:										
EVAPORATIVE-EMISSION FAMILY TEST VEHICLES										
9E-1/1										
	HORIZON	EGR/PLS/OXD/ / /CAN	105-02	A-3	2500	3.48	0.34	12.	1.5	2.9
	HORIZON	EGR/PLS/OXD/ / /CAN	105-02	A-3	2750	3.68	0.46	10.	1.9	1.8
	HORIZON	EGR/PLS/OXD/ / /CAN	105-02	M-4	2500	3.37	0.58	10.	1.5	2.5
	HORIZON	EGR/PLS/OXD/ / /CAN	105-02	M-4	2500	3.37	0.47	12.	1.8	2.2
9E-1/2										
C	HORIZON	EGR/PMP/OXD/ / /CAN	105-02	A-3	2500	3.68	0.32	6.9	0.85	3.7
C	HORIZON	EGR/PMP/OXD/ / /CAN	105-02	A-3	2750	3.68	0.21	4.6	1.1	2.6
C	HORIZON	EGR/PMP/OXD/ / /CAN	105-02	M-4	2500	3.58	0.20	3.0	1.3	2.4
9E-2/1										
	VOLARE	EGR/PLS/OXD/ / /CAN	225-01	L-3	3500	2.76	0.78	13.	1.2	3.0
	VOLARE WAGON	EGR/PLS/OXD/ / /CAN	225-01	M-4	4000	3.21	1.1	15.	1.6	2.7
9E-2/2										
C	ASPEN	EGR/PMP/OXD/ / /CAN	225-01	A-3	3500	3.23	0.39	5.2	1.3	5.3
C	ASPEN WAGON	EGR/PMP/OXD/ / /CAN	225-01	A-3	4000	3.21	0.40	6.6	1.2	2.6
9E-2/4										
C	ASPEN	EGR/PMP/OXD/3WY/CLS/CAN	225-1	A-3	3500	3.23	0.22	3.9	1.2	2.3
	VOLARE WAGON	EGR/PMP/OXD/3WY/CLS/CAN	225-1	A-3	4000	3.21	0.22	2.7	1.3	4.3
9E-3/1										
	CHRYSLER	EGR/PMP/OXD/ / /CAN	225-02	L-3	4000	2.94	0.89	11.	1.4	3.4
	LEBARON	EGR/PMP/OXD/ / /CAN	225-02	L-3	4000	2.94	1.0	12.	1.9	3.7
	VOLARE WAGON	EGR/PMP/OXD/ / /CAN	225-02	L-3	4000	2.94	0.94	10.	1.3	4.2
9E-3/2										
	VOLARE	EGR/PLS/OXD/ / /CAN	225-02	L-3	3500	2.76	0.64	8.9	2.0	4.0
9E-3/4										
	LEBARON	EGR/PLS/OXD/ / /CAN	318-2	L-3	4000	2.45	0.49	5.4	1.6	3.1
9E-4/1										
	VOLARE WAGON	EGR/PLS/OXD/ / /CAN	318-02	L-3	4000	2.45	0.70	11.	1.9	2.2
	CORDOBA	EGR/PLS/OXD/ / /CAN	318-02	L-3	4000	2.71	0.66	11.	1.3	3.0
	VOLARE WAGON	EGR/PLS/OXD/ / /CAN	318-02	L-3	4000	2.45	0.55	8.3	1.9	2.6
	VOLARE WAGON	EGR/PLS/OXD/ / /CAN	318-02	L-3	4000	2.45	0.63	7.2	2.0	3.3
9E-5/1										
	LEBARON	EGR/PLS/OXD/ / /CAN	360-04	L-3	4000	2.71	0.49	8.2	1.3	4.3
	VOLARE WAGON	EGR/PLS/OXD/ / /CAN	360-04	L-3	4000	2.71	0.51	10.	0.86	3.7

*NOTE: THIS VEH GENERATED EVAP EMIS AS WELL AS EXH EMIS TEST RESULTS; A COMPLETE LISTING OF ALL TEST VEHICLES BELONGING TO EACH EVAP EMIS FAMILY IS PROVIDED IN THE EVAP EMIS FAMILY SECTION BELOW.

1979 MODEL YEAR LIGHT-DUTY VEHICLES

MANUFACTURER / ENGINE FAMILY/EVAP-EMISS FAM (CUBIC INCH DISPLACEMENT) / CARLINES COVERED	VEHICLE CARLINE REPRESENTED	EMISSION CONTROL SYSTEM	ENGINE DISP.& CARB VENTURIS	TRANS	INERTIA WEIGHT CLASS (LBS)	AXLE RATIO	CERTIFICATION LEVELS: EXHAUST EMISSIONS (GRAMS/MILE) HYDRO-CARBONS	CARBON MONOXIDE	OXIDES OF NITROGEN	EVAPOR. EMISSIONS (GRAMS) HYDRO-CARBONS
CHRYSLER - EVAP-EMISSION FAMILIES:		EVAPORATIVE-EMISSION FAMILY TEST VEHICLES								
9E-5/2	C VOLARE	EGR/PMP/OXD/ / /CAN	360-04	A-3	4500	3.21	0.45	14.	0.93	4.3
9E-5/3	C LEBARON WAGON	EGR/PMP/OXD/ / /CAN	318-04	L-3	4500	2.71	0.43	5.1	1.2	4.4
9E-6/1	CORDOBA	EGR/PLS/OXD/ / /CAN	360-02	L-3	4500	2.45	0.46	9.9	2.0	6.0
	DIPLOMAT WAGON	EGR/PLS/OXD/ / /CAN	360-02	L-3	4500	2.71	0.46	9.4	1.8	3.6
9E-8/1	CORDOBA	EGR/PLS/OXD/ / /CAN	360-4	A-3	4500	3.21	0.61	12.	1.3	3.0
	DODGE	EGR/PLS/OXD/ / /CAN	360-4	L-3	4500	2.71	0.38	6.4	1.4	2.5
9E-8/2	C DODGE	EGR/PMP/OXD/ / /CAN	360-04	L-3	4500	2.71	0.25	5.8	1.1	2.9
9E-8/3	C CORDOBA	EGR/PMP/OXD/ / /CAN	360-04	L-3	4500	2.71	0.24	2.2	1.5	2.5
EXCALIBUR AUTOS - FAMILY COMBINATIONS CERTIFIED:		ENGINE FAMILY TEST VEHICLES								
12R40 / 8BFV (454)										
EXCALIBUR	EXCALIBUR	EGR/PMP/ / / /CAN	454-4	A-3	4500	2.73	0.98	8.6	1.9	4.9 *
(EXHAUST DETERIORATION FACTORS FOR -		EGR/PMP/ / / /	FAMILY 12R40				: 1.100	1.100	1.100	N/A)
(EVAPOR. DETERIORATION FACTORS FOR -		/ / / / /CAN	FAMILY 8BFV				: N/A	N/A	N/A	0.0)
EXCALIBUR AUTOS - EVAP-EMISSION FAMILIES:		EVAPORATIVE-EMISSION FAMILY TEST VEHICLES								
8BFV	EXCALIBUR	EGR/PMP/ / / /CAN	454-4	A-3	4500	2.73	0.98	8.6	1.9	4.9
FERRARI - FAMILY COMBINATIONS CERTIFIED:		ENGINE FAMILY TEST VEHICLES								
F 106 AE / EVAP 2 (179)										
C FERRARI 308	FERRARI 308	PMP/OXD/OTH/ / /CAN	179-8	M-5	3500	3.70	0.74	5.1	1.3	4.2 *
(EXHAUST DETERIORATION FACTORS FOR -		PMP/OXD/OTH/ / /	FAMILY F 106 AE				: 1.900	1.700	1.200	N/A)
(EVAPOR. DETERIORATION FACTORS FOR -		/ / / / /CAN	FAMILY EVAP 2				: N/A	N/A	N/A	0.0)
FERRARI - EVAP-EMISSION FAMILIES:		EVAPORATIVE-EMISSION FAMILY TEST VEHICLES								
EVAP 2	FERRARI 308	PMP/OXD/OTH/ / /CAN	179-8	M-5	3500	3.70	0.74	5.1	1.3	4.2
FIAT - FAMILY COMBINATIONS CERTIFIED:		ENGINE FAMILY TEST VEHICLES								
128 / EVAP 1C (79)										
128	128	PMP/ / / / /CAN	79-02	M-4	2250	3.76	0.77	13.	1.4	N/A
(EXHAUST DETERIORATION FACTORS FOR -		PMP/ / / / /	FAMILY 128				: 1.089	1.061	1.000	N/A)
(EVAPOR. DETERIORATION FACTORS FOR -		/ / / / /CAN	FAMILY EVAP 1C				: N/A	N/A	N/A	0.0)
128-CC1 / EVAP 1C (79)										
C 128	C 128	PMP/OXD/ / / /CAN	79-2	M-4	2250	3.76	0.18	4.9	0.99	3.4 *
(EXHAUST DETERIORATION FACTORS FOR -		PMP/OXD/ / / /	FAMILY 128-CC1				: 1.000	1.000	1.000	N/A)
(EVAPOR. DETERIORATION FACTORS FOR -		/ / / / /CAN	FAMILY EVAP 1C				: N/A	N/A	N/A	0.0)
132-A / EV-2A (122)										
131 BRAVA	LANCIA BETA	EGR/PLS/OXD/ / /CAN	122-2	A-3	3000	4.07	0.34	9.6	1.3	N/A
131 BRAVA WAGON	131 BRAVA WAGON	EGR/PLS/OXD/ / /CAN	122-2	A-3	2750	3.58	0.51	12.	1.6	1.1 *
124 SPIDER	131 BRAVA	EGR/PLS/OXD/ / /CAN	122-2	M-5	2750	3.58	0.52	11.	1.3	1.2 *
	124 SPIDER	EGR/PLS/OXD/ / /CAN	122-2	M-5	2500	3.90	0.42	8.5	1.3	1.5 *

*NOTE: THIS VEH GENERATED EVAP EMIS AS WELL AS EXH EMIS TEST RESULTS; A COMPLETE LISTING OF ALL TEST VEHICLES BELONGING TO EACH EVAP EMIS FAMILY IS PROVIDED IN THE EVAP EMIS FAMILY SECTION BELOW.

1979 MODEL YEAR LIGHT-DUTY VEHICLES

MANUFACTURER / ENGINE FAMILY/EVAP-EMISS FAM (CUBIC INCH DISPLACEMENT) / CARLINES COVERED	VEHICLE CARLINE REPRESENTED	EMISSION CONTROL SYSTEM	ENGINE DISP.& CARB VENTURIS	T R A N S	INERTIA WEIGHT CLASS (LBS)	AXLE RATIO	CERTIFICATION LEVELS: EXHAUST EMISSIONS (GRAMS/MILE) HYDRO-CARBONS	CARBON MONOXIDE	OXIDES OF NITROGEN	EVAPOR. EMISSIONS (GRAMS) HYDRO-CARBONS
FIAT - FAMILY COMBINATIONS CERTIFIED:										
ENGINE FAMILY TEST VEHICLES										
132-A / EV-2A (CONT.)										
(EXHAUST DETERIORATION FACTORS FOR -		EGR/PLS/OXD/ / /	FAMILY 132-A				: 1.014	1.025	1.016	N/A)
(EVAPOR. DETERIORATION FACTORS FOR -		/ / / / /CAN	FAMILY EV-2A				: N/A	N/A	N/A	0.037)
132-A / EV-3A										
(122)										
LANCIA BETA	131 BRAVA WAGON	EGR/PLS/OXD/ / /CAN	122-2	A-3	2750	3.58	0.51	12.	1.6	N/A
	LANCIA BETA	EGR/PLS/OXD/ / /CAN	122-2	A-3	3000	4.02	0.34	9.6	1.3	4.3 *
	131 BRAVA	EGR/PLS/OXD/ / /CAN	122-2	M-5	2750	3.58	0.52	11.	1.3	N/A
	124 SPIDER	EGR/PLS/OXD/ / /CAN	122-2	M-5	2500	3.90	0.42	8.5	1.3	N/A
(EXHAUST DETERIORATION FACTORS FOR -		EGR/PLS/OXD/ / /	FAMILY 132-A				: 1.014	1.025	1.016	N/A)
(EVAPOR. DETERIORATION FACTORS FOR -		/ / / / /CAN	FAMILY EV-3A				: N/A	N/A	N/A	0.037)
132-AC / EV-2AC										
(122)										
C 131 BRAVA	C LANCIA BETA,	EGR/PMP/OXD/ / /CAN	122-2	A-3	3000	4.02	0.17	5.2	0.94	N/A
C 131 BRAVA WAGON	C 131 BRAVA WAGON	EGR/PMP/OXD/ / /CAN	122-2	A-3	2750	3.58	0.26	3.0	1.2	1.3 *
C 124 SPIDER	C 124 SPIDER	EGR/PMP/OXD/ / /CAN	122-2	M-5	2500	3.90	0.20	2.5	1.3	1.4 *
	C LANCIA BETA	EGR/PMP/OXD/ / /CAN	122-2	M-5	3000	4.21	0.20	3.2	1.1	N/A
	C 131 BRAVA	EGR/PMP/OXD/ / /CAN	122-2	M-5	2750	3.58	0.23	1.8	1.4	1.3 *
(EXHAUST DETERIORATION FACTORS FOR -		EGR/PMP/OXD/ / /	FAMILY 132-AC				: 1.025	1.067	1.010	N/A)
(EVAPOR. DETERIORATION FACTORS FOR -		/ / / / /CAN	FAMILY EV-2AC				: N/A	N/A	N/A	0.0)
132-AC / EV-3AC										
(122)										
C LANCIA BETA	C LANCIA BETA	EGR/PMP/OXD/ / /CAN	122-2	A-3	3000	4.02	0.17	5.2	0.94	N/A
	C 131 BRAVA WAGON	EGR/PMP/OXD/ / /CAN	122-2	A-3	2750	3.58	0.26	3.0	1.2	N/A
	C 124 SPIDER	EGR/PMP/OXD/ / /CAN	122-2	M-5	2500	3.90	0.20	2.5	1.3	N/A
	C 131 BRAVA	EGR/PMP/OXD/ / /CAN	122-2	M-5	2750	3.58	0.23	1.8	1.4	N/A
	C LANCIA BETA	EGR/PMP/OXD/ / /CAN	122-2	M-5	3000	4.21	0.20	3.2	1.1	4.1 *
(EXHAUST DETERIORATION FACTORS FOR -		EGR/PMP/OXD/ / /	FAMILY 132-AC				: 1.025	1.067	1.010	N/A)
(EVAPOR. DETERIORATION FACTORS FOR -		/ / / / /CAN	FAMILY EV-3AC				: N/A	N/A	N/A	0.0)
138-A / EV-1A										
(91)										
138 STRADA	X1/9	EGR/PLS/OXD/ / /CAN	91-2	M-5	2500	4.08	0.74	15.	1.4	2.5 *
X1/9	138 STRADA	EGR/PLS/OXD/ / /CAN	91-2	M-5	2250	3.59	0.65	15.	1.4	2.0 *
(EXHAUST DETERIORATION FACTORS FOR -		EGR/PLS/OXD/ / /	FAMILY 138-A				: 1.036	1.045	1.002	N/A)
(EVAPOR. DETERIORATION FACTORS FOR -		/ / / / /CAN	FAMILY EV-1A				: N/A	N/A	N/A	0.0)
138-AC / EV-1AC										
(91)										
C 138 STRADA	C X1/9	EGR/PMP/OXD/ / /CAN	91-2	M-5	2500	4.08	0.24	2.4	1.4	1.8 *
C X1/9	C 138 STRADA	EGR/PMP/OXD/ / /CAN	91-2	M-5	2250	3.59	0.24	2.7	1.1	0.77 *
(EXHAUST DETERIORATION FACTORS FOR -		EGR/PMP/OXD/ / /	FAMILY 138-AC				: 1.008	1.072	1.016	N/A)
(EVAPOR. DETERIORATION FACTORS FOR -		/ / / / /CAN	FAMILY EV-1AC				: N/A	N/A	N/A	0.0)
FIAT - EVAP-EMISSION FAMILIES:										
EVAPORATIVE-EMISSION FAMILY TEST VEHICLES										
EV-1A										
	X1/9	EGR/PLS/OXD/ / /CAN	91-2	M-5	2500	4.08	0.74	15.	1.4	2.5
	138 STRADA	EGR/PLS/OXD/ / /CAN	91-2	M-5	2250	3.59	0.65	15.	1.4	2.0
EV-1AC										
	C 138 STRADA	EGR/PMP/OXD/ / /CAN	91-2	M-5	2250	3.59	0.24	2.7	1.1	0.77
	C X1/9	EGR/PMP/OXD/ / /CAN	91-2	M-5	2500	4.08	0.24	2.4	1.4	1.8
EV-2A										
	131 BRAVA WAGON	EGR/PLS/OXD/ / /CAN	122-2	A-3	2750	3.58	0.51	12.	1.6	1.1
	124 SPIDER	EGR/PLS/OXD/ / /CAN	122-2	M-5	2500	3.90	0.42	8.5	1.3	1.5
	131 BRAVA	EGR/PLS/OXD/ / /CAN	122-2	M-5	2750	3.58	0.52	11.	1.3	1.2
EV-2AC										
	C 131 BRAVA WAGON	EGR/PMP/OXD/ / /CAN	122-2	A-3	2750	3.58	0.26	3.0	1.2	1.3
	C 124 SPIDER	EGR/PMP/OXD/ / /CAN	122-2	M-5	2500	3.90	0.20	2.5	1.3	1.4
	C 131 BRAVA	EGR/PMP/OXD/ / /CAN	122-2	M-5	2750	3.58	0.23	1.8	1.4	1.3
EV-3A										
	LANCIA BETA	EGR/PLS/OXD/ / /CAN	122-2	A-3	3000	4.02	0.34	9.6	1.3	4.3

*NOTE: THIS VEH GENERATED EVAP EMIS AS WELL AS EXH EMIS TEST RESULTS! A COMPLETE LISTING OF ALL TEST VEHICLES BELONGING TO EACH EVAP EMIS FAMILY IS PROVIDED IN THE EVAP EMIS FAMILY SECTION BELOW.

1979 MODEL YEAR LIGHT-DUTY VEHICLES

MANUFACTURER / ENGINE FAMILY/EVAP-EMISS FAM (CUBIC INCH DISPLACEMENT) / CARLINES COVERED	VEHICLE CARLINE REPRESENTED	EMISSION CONTROL SYSTEM	ENGINE DISP.& CARB VENTURIS	TRANS	INERTIA WEIGHT CLASS (LBS)	AXLE RATIO	CERTIFICATION LEVELS: EXHAUST EMISSIONS (GRAMS/MILE) HYDRO-CARBONS	CARBON MONOXIDE	OXIDES OF NITROGEN	EVAPOR. EMISSIONS (GRAMS) HYDRO-CARBONS
FIAT - EVAP=EMISSION FAMILIES:		EVAPORATIVE-EMISSION FAMILY TEST VEHICLES								
EV-3AC	C LANCIA BETA	EGR/PMP/OXD/ / /CAN	122-2	M-5	3000	4.21	0.20	3.2	1.1	4.1
EVAP 1C	C 128	PMP/OXD/ / / /CAN	79-2	M-4	2250	3.76	0.18	4.9	0.99	3.4
	128	PMP/ / / / /CAN	79-2	M-4	2250	3.76	0.73	11.	1.3	2.2
FORD - FAMILY COMBINATIONS CERTIFIED:		ENGINE FAMILY TEST VEHICLES								
1.6G1X128 / CB (98) C FIESTA	C FIESTA	EGR/PMP/OXD/ / /CAN	98-2	M-4	2000	3.58	0.20	1.9	1.5	4.9 *
(EXHAUST DETERIORATION FACTORS FOR -		EGR/PMP/OXD/ / /	FAMILY 1.6G1X128				: 1.122	1.142	1.000	N/A)
(EVAPOR. DETERIORATION FACTORS FOR -		/ / / / /CAN	FAMILY CB				: N/A	N/A	N/A	0.150)
1.6H1X89 / CA (98) FIESTA	FIESTA	EGR/PMP/OXD/ / /CAN	98-2	M-4	2000	3.58	0.65	3.8	1.8	3.2 *
(EXHAUST DETERIORATION FACTORS FOR -		EGR/PMP/OXD/ / /	FAMILY 1.6H1X89				: 1.914	1.662	1.060	N/A)
(EVAPOR. DETERIORATION FACTORS FOR -		/ / / / /CAN	FAMILY CA				: N/A	N/A	N/A	0.150)
2.3A1X150 / BC (140) C MUSTANG C CAPRI C FAIRMONT C FAIRMONT WAGON C ZEPHYR C ZEPHYR WAGON	C MUSTANG C ZEPHYR C FAIRMONT C FAIRMONT	EGR/PMP/OXD/ / /CAN EGR/PMP/OXD/ / /CAN EGR/PMP/OXD/ / /CAN EGR/PMP/OXD/ / /CAN	140-02 140-02 140-02 140-02	A-3 A-3 M-4 M-4	3000 3000 3000 3000	3.08 3.08 3.08 3.08	0.27 0.32 0.52 0.47	3.3 4.4 3.6 4.1	0.86 0.78 1.2 1.1	N/A 1.5 * N/A N/A
(EXHAUST DETERIORATION FACTORS FOR -		EGR/PMP/OXD/ / /	FAMILY 2.3A1X150				: 1.530	1.288	1.161	N/A)
(EVAPOR. DETERIORATION FACTORS FOR -		/ / / / /CAN	FAMILY BC				: N/A	N/A	N/A	0.0)
2.3A1X92 / BA (140) PINTO PINTO WAGON BOBCAT BOBCAT WAGON MUSTANG CAPRI FAIRMONT FAIRMONT WAGON ZEPHYR ZEPHYR WAGON	MUSTANG MUSTANG PINTO WAGON BOBCAT ZEPHYR	EGR/OXD/ / / /CAN EGR/PMP/OXD/ / /CAN EGR/PMP/OXD/ / /CAN EGR/PMP/OXD/ / /CAN EGR/PMP/OXD/ / /CAN	140-02 140-02 140-02 140-02 140-02	M-3 M-4 M-4 M-4 M-4	3000 3000 3000 2750 3000	3.08 3.08 3.08 2.73 3.08	0.61 1.4 0.68 0.66 1.3	1. 6.5 2.2 2. 6.3	1.7 1.8 2.0 1.9 1.8	3.6 * N/A N/A 1.1 * N/A
(EXHAUST DETERIORATION FACTORS FOR -		EGR/OXD/ / /	FAMILY 2.3A1X92				: 1.034	1.000	1.000	N/A)
(EXHAUST DETERIORATION FACTORS FOR -		EGR/PMP/OXD/ / /	FAMILY 2.3A1X92				: 1.198	1.004	1.026	N/A)
(EVAPOR. DETERIORATION FACTORS FOR -		/ / / / /CAN	FAMILY BA				: N/A	N/A	N/A	0.0)
2.3B1TR80XR80 / BB (140) C PINTO C PINTO WAGON C BOBCAT C BOBCAT WAGON	C PINTO WAGON C PINTO C BOBCAT WAGON C PINTO	EGR/PMP/3WY/CLS/ /CAN EGR/PMP/3WY/CLS/ /CAN EGR/PMP/3WY/CLS/ /CAN EGR/PMP/3WY/CLS/ /CAN	140-02 140-02 140-02 140-02	A-3 A-3 M-4 M-4	3000 2750 3000 2750	3.08 3.08 3.08 2.73	0.13 0.18 0.39 0.32	2.2 1.4 3.4 3.6	1.5 1.3 1.1 0.86	2.1 * 0.96 * N/A N/A
(EXHAUST DETERIORATION FACTORS FOR -		EGR/PMP/3WY/CLS/ /	FAMILY 2.3B1TR80XR80				: 1.060	1.149	1.174	N/A)
(EVAPOR. DETERIORATION FACTORS FOR -		/ / / / /CAN	FAMILY BB				: N/A	N/A	N/A	0.0)
2.3H1XR150 / BF (140) C MUSTANG C CAPRI C FAIRMONT C FAIRMONT WAGON C ZEPHYR C ZEPHYR WAGON	C FAIRMONT C FAIRMONT	EGR/PMP/OXD/ / /CAN EGR/PMP/OXD/ / /CAN	140-2 140-2	M-4 M-4	3000 3000	3.08 3.08	0.25 0.21	3.2 3.1	0.94 0.94	N/A 1.4 *
(EXHAUST DETERIORATION FACTORS FOR -		EGR/PMP/OXD/ / /	FAMILY 2.3B1XR150				: 1.128	1.132	1.158	N/A)
(EVAPOR. DETERIORATION FACTORS FOR -		/ / / / /CAN	FAMILY BF				: N/A	N/A	N/A	0.0)
2.3TF1TT42+1TT92 / BD (140) C MUSTANG	C MUSTANG	EGR/PMP/3WY/CLS/ /CAN	140-2	M-4	3000	3.45	0.39	1.1	1.3	1.6 *

*NOTE: THIS VEH GENERATED EVAP EMIS AS WELL AS EXH EMIS TEST RESULTS: A COMPLETE LISTING OF ALL TEST VEHICLES BELONGING TO EACH EVAP EMIS FAMILY IS PROVIDED IN THE EVAP EMIS FAMILY SECTION BELOW.

1979 MODEL YEAR LIGHT-DUTY VEHICLES

MANUFACTURER / ENGINE FAMILY/EVAP-EMISS FAM (CUBIC INCH DISPLACEMENT) / CARLINES COVERED	VEHICLE CARLINE REPRESENTED	EMISSION CONTROL SYSTEM	ENGINE DISP.& CARB VENTURIS	T R A N S	INERTIA WEIGHT CLASS (LBS)	AXLE RATIO	CERTIFICATION LEVELS EXHAUST EMISSIONS (GRAMS/MILE) HYDRO-CARBONS	CARBON MONOXIDE	OXIDES OF NITROGEN	EVAPOR. EMISSIONS (GRAMS) HYDRO-CARBONS
FORD - FAMILY COMBINATIONS CERTIFIED:										
ENGINE FAMILY TEST VEHICLES										
2.3TF1TT42+1TT92 / BD (CONT.)										
C CAPRI										
(EXHAUST DETERIORATION FACTORS FOR -		EGR/PMP/3WY/CLS/	/		FAMILY 2.3TF1TT42+1TT92		: 1.305	1.236	1.136	N/A)
(EVAPOR. DETERIORATION FACTORS FOR -		/ / / /	/CAN		FAMILY BD		: N/A	N/A	N/A	0.0)
2.3TF1X92 / BE										
(140)										
MUSTANG	MUSTANG	EGR/PMP/OXD/	/	/CAN	140-2	M-4	3000	3.45	1.3	15.	1.M	2.0 *
CAPRI										
(EXHAUST DETERIORATION FACTORS FOR -		EGR/PMP/OXD/	/	/	FAMILY 2.3TF1X92				: 1.000	1.360	1.000	N/A)
(EVAPOR. DETERIORATION FACTORS FOR -		/ / / /	/CAN		FAMILY BE				: N/A	N/A	N/A	0.0)
2.8V1X150 / ED										
(171)										
C PINTO	C MUSTANG	EGR/PMP/OXD/	/	/CAN	171-2	A-3	3000	3.08	0.37	5.8	1.3	N/A
C PINTO WAGON	C PINTO WAGON	EGR/PMP/OXD/	/	/CAN	171-2	A-3	3000	3.08	0.45	7.4	0.75	2.7 *
C BOBCAT												
C BOBCAT WAGON												
C MUSTANG												
C CAPRI												
(EXHAUST DETERIORATION FACTORS FOR -		EGR/PMP/OXD/	/	/	FAMILY 2.8V1X150				: 1.000	1.027	1.023	N/A)
(EVAPOR. DETERIORATION FACTORS FOR -		/ / / /	/CAN		FAMILY ED				: N/A	N/A	N/A	0.988)
2.8B1X92 / DA										
(171)										
PINTO	MUSTANG	EGR/PMP/OXD/	/	/CAN	171-2	A-3	3000	3.08	1.1	8.3	1.4	N/A
PINTO WAGON	PINTO WAGON	EGR/PMP/OXD/	/	/CAN	171-2	A-3	3000	3.08	1.1	8.3	1.M	2.4 *
BOBCAT	MUSTANG	EGR/PMP/OXD/	/	/CAN	171-2	M-4	3000	3.45	0.97	7.4	1.6	2.7 *
BOBCAT WAGON												
MUSTANG												
CAPRI												
(EXHAUST DETERIORATION FACTORS FOR -		EGR/PMP/OXD/	/	/	FAMILY 2.8B1X92				: 1.645	1.284	1.124	N/A)
(EVAPOR. DETERIORATION FACTORS FOR -		/ / / /	/CAN		FAMILY DA				: N/A	N/A	N/A	0.868)
3.3A1X92 / GA										
(200)										
FAIRMONT	FAIRMONT	EGR/PMP/OXD/	/	/CAN	200-1	M-4	3000	3.08	1.1	5.2	1.8	N/A
FAIRMONT WAGON	FAIRMONT WAGON	EGR/PMP/OXD/	/	/CAN	200-1	M-4	3500	3.08	0.93	4.3	2.0	2.0 *
ZEPHYR												
ZEPHYR WAGON												
(EXHAUST DETERIORATION FACTORS FOR -		EGR/PMP/OXD/	/	/	FAMILY 3.3A1X92				: 1.524	1.372	1.000	N/A)
(EVAPOR. DETERIORATION FACTORS FOR -		/ / / /	/CAN		FAMILY GA				: N/A	N/A	N/A	0.317)
3.3B1X150 / AB										
(200)										
FAIRMONT	FAIRMONT	EGR/PMP/OXD/	/	/CAN	200-01	A-3	3000	2.73	0.53	4.8	1.9	N/A
FAIRMONT WAGON	ZEPHYR	EGR/PMP/OXD/	/	/CAN	200-01	A-3	3000	2.73	0.75	8.3	1.7	N/A
ZEPHYR	FAIRMONT WAGON	EGR/PMP/OXD/	/	/CAN	200-01	A-3	3500	2.73	0.66	13.	1.3	1.8 *
ZEPHYR WAGON												
(EXHAUST DETERIORATION FACTORS FOR -		EGR/PMP/OXD/	/	/	FAMILY 3.3B1X150				: 1.347	1.415	1.000	N/A)
(EVAPOR. DETERIORATION FACTORS FOR -		/ / / /	/CAN		FAMILY AB				: N/A	N/A	N/A	0.0)
3.3B1X92 / AA										
(200)										
FAIRMONT	FAIRMONT	EGR/PLS/OXD/	/	/CAN	200-01	A-3	3000	2.73	0.45	8.9	1.4	N/A
FAIRMONT WAGON	ZEPHYR WAGON	EGR/PLS/OXD/	/	/CAN	200-01	A-3	3500	2.73	0.44	8.9	1.3	N/A
ZEPHYR	CAPRI	EGR/PLS/OXD/	/	/CAN	200-1	A-3	3000	2.73	0.38	4.4	1.3	1.2 *
ZEPHYR WAGON	FAIRMONT	EGR/PLS/OXD/	/	/CAN	200-01	A-3	3000	2.73	0.46	6.3	1.5	1.1 *
MUSTANG												
CAPRI												
(EXHAUST DETERIORATION FACTORS FOR -		EGR/PLS/OXD/	/	/	FAMILY 3.3B1X92				: 1.144	1.152	1.000	N/A)
(EVAPOR. DETERIORATION FACTORS FOR -		/ / / /	/CAN		FAMILY AA				: N/A	N/A	N/A	0.0)
4.1A1X150 / GC										
(250)										
C GRANADA	C GRANADA	EGR/PMP/OXD/	/	/CAN	250-1	A-3	3500	2.79	0.38	2.6	1.3	1.6 *
C MONARCH												
(EXHAUST DETERIORATION FACTORS FOR -		EGR/PMP/OXD/	/	/	FAMILY 4.1A1X150				: 1.273	1.086	1.043	N/A)
(EVAPOR. DETERIORATION FACTORS FOR -		/ / / /	/CAN		FAMILY GC				: N/A	N/A	N/A	0.317)

*NOTE: THIS VEH GENERATED EVAP EMIS AS WELL AS EXH EMIS TEST RESULTS; A COMPLETE LISTING OF ALL TEST VEHICLES BELONGING TO EACH EVAP EMIS FAMILY IS PROVIDED IN THE EVAP EMIS FAMILY SECTION BELOW.

1979 MODEL YEAR LIGHT-DUTY VEHICLES

MANUFACTURER / ENGINE FAMILY/EVAP-EMISS FAM (CUBIC INCH DISPLACEMENT) / CARLINES COVERED	VEHICLE CARLINE REPRESENTED	EMISSION CONTROL SYSTEM	ENGINE DISP.& CARB VENTURIS	TRANS	INERTIA WEIGHT CLASS (LBS)	AXLE RATIO	CERTIFICATION LEVELS: EXHAUST EMISSIONS (GRAMS/MILE) HYDRO-CARBONS	CARBON MONOXIDE	OXIDES OF NITROGEN	EVAPOR. EMISSIONS (GRAMS) HYDRO-CARBONS
FORD - FAMILY COMBINATIONS CERTIFIED:										
ENGINE FAMILY TEST VEHICLES										
4.1A1X92 / GB (250)										
GRANADA	GRANADA	EGR/PMP/OXD/ / /CAN	250-1	A-3	3500	2.79	0.57	7.6	2.0	2.7 *
MONARCH	GRANADA	EGR/PMP/OXD/ / /CAN	250-1	M-4	3500	3.00	1.2	12.	1.6	N/A
(EXHAUST DETERIORATION FACTORS FOR -		EGR/PMP/OXD/ / /	FAMILY 4.1A1X92				: 1.453	1.442	1.000	N/A)
(EVAPOR. DETERIORATION FACTORS FOR -		/ / / / /CAN	FAMILY GB				: N/A	N/A	N/A	0.317)
4.1A1X92 / GD (250)										
GRANADA	GRANADA	EGR/OXD/ / / /CAN	250-1	A-3	3500	2.79	1.0	6.5	1.4	2.8 *
MONARCH										
(EXHAUST DETERIORATION FACTORS FOR -		EGR/OXD/ / / /	FAMILY 4.1A1X92				: 2.105	1.212	1.000	N/A)
(EVAPOR. DETERIORATION FACTORS FOR -		/ / / / /CAN	FAMILY GD				: N/A	N/A	N/A	0.317)
5.0AV1X150 / EC (302)										
C GRANADA	C FAIRMONT WAGON	EGR/PMP/OXD/ / /CAN	302-2	A-3	3500	2.73	0.34	1.6	1.5	N/A
C MONARCH	C MUSTANG	EGR/PMP/OXD/ / /CAN	302-2	A-3	3500	2.47	0.47	3.5	0.86	2.7 *
C FAIRMONT	C GRANADA	EGR/PMP/OXD/ / /CAN	302-2	A-3	4000	2.79	0.33	1.2	0.96	2.7 *
C FAIRMONT WAGON										
C ZEPHYR										
C ZEPHYR WAGON										
C MUSTANG										
C CAPRI										
(EXHAUST DETERIORATION FACTORS FOR -		EGR/PMP/OXD/ / /	FAMILY 5.0AV1X150				: 1.212	1.305	1.000	N/A)
(EVAPOR. DETERIORATION FACTORS FOR -		/ / / / /CAN	FAMILY EC				: N/A	N/A	N/A	0.988)
5.0AV1X178 / ER (302)										
C VERSAILLES	C VERSAILLES	EGR/PMP/OXD/ / /CAN	302-2	A-3	4000	2.50	0.34	1.6	1.2	3.7 *
(EXHAUST DETERIORATION FACTORS FOR -		EGR/PMP/OXD/ / /	FAMILY 5.0AV1X178				: 1.182	1.000	1.000	N/A)
(EVAPOR. DETERIORATION FACTORS FOR -		/ / / / /CAN	FAMILY ER				: N/A	N/A	N/A	0.988)
5.0AV2X124 / KA (302)										
LTD	LTD	EGR/PMP/OXD/ / /CAN	302-2	A-3	4000	2.26	0.71	8.2	0.85	N/A
MARQUIS	LTD WAGON	EGR/PMP/OXD/ / /CAN	302-2	A-3	4500	2.73	0.70	6.3	1.5	3.8 *
LTD WAGON	C LTD	EGR/PMP/OXD/ / /CAN	302-2	A-3	4000	2.26	0.43	1.5	1.2	3.8 *
MARQUIS WAGON										
(EXHAUST DETERIORATION FACTORS FOR -		EGR/PMP/OXD/ / /	FAMILY 5.0AV2X124				: 1.401	1.000	1.004	N/A)
(EVAPOR. DETERIORATION FACTORS FOR -		/ / / / /CAN	FAMILY KA				: N/A	N/A	N/A	1.703)
5.0A1X89 / FA (302)										
MUSTANG	FAIRMONT WAGON	EGR/PMP/OXD/ / /CAN	302-2	A-3	3500	2.26	0.63	8.8	1.0	N/A
CAPRI	MUSTANG	EGR/PMP/OXD/ / /CAN	302-2	A-3	3500	2.47	0.62	5.0	1.6	2.1 *
FAIRMONT	GRANADA	EGR/PMP/OXD/ / /CAN	302-2	A-3	4000	2.79	0.70	7.4	1.6	N/A
FAIRMONT WAGON	GRANADA	EGR/PMP/OXD/ / /CAN	302-2	M-4	4000	3.00	0.62	6.1	1.6	2.2 *
ZEPHYR										
ZEPHYR WAGON										
GRANADA										
MONARCH										
(EXHAUST DETERIORATION FACTORS FOR -		EGR/PMP/OXD/ / /	FAMILY 5.0A1X89				: 1.167	1.571	1.000	N/A)
(EVAPOR. DETERIORATION FACTORS FOR -		/ / / / /CAN	FAMILY FA				: N/A	N/A	N/A	0.868)
5.0BV1X128 / EA (302)										
VERSAILLES	C VERSAILLES	EGR/PMP/OXD/CLS/ /CAN	302-2	A-3	4000	2.50	0.43	1.2	1.2	N/A
	VERSAILLES	EGR/PMP/OXD/CLS/ /CAN	302-2	A-3	4000	2.75	1.0	4.1	1.7	2.9 *
(EXHAUST DETERIORATION FACTORS FOR -		EGR/PMP/OXD/CLS/ /	FAMILY 5.0BV1X128				: 1.805	1.040	1.009	N/A)
(EVAPOR. DETERIORATION FACTORS FOR -		/ / / / /CAN	FAMILY EA				: N/A	N/A	N/A	0.988)
5.0C2X124 / LA (302)										
LTD II	THUNDERBIRD	EGR/PMP/OXD/ / /CAN	302-2	A-3	4500	2.75	0.51	7.0	1.9	1.2 *
COUGAR	RANCHERO	EGR/PMP/OXD/ / /CAN	302-2	A-3	4500	2.75	0.47	6.8	1.4	2.0 *
THUNDERBIRD										
RANCHERO										
(EXHAUST DETERIORATION FACTORS FOR -		EGR/PMP/OXD/ / /	FAMILY 5.0C2X124				: 1.158	1.000	1.000	N/A)
(EVAPOR. DETERIORATION FACTORS FOR -		/ / / / /CAN	FAMILY LA				: N/A	N/A	N/A	0.0)

*NOTE: THIS VEH GENERATED EVAP EMIS AS WELL AS EXH EMIS TEST RESULTS; A COMPLETE LISTING OF ALL TEST VEHICLES BELONGING TO EACH EVAP EMIS FAMILY IS PROVIDED IN THE EVAP EMIS FAMILY SECTION BELOW.

1979 MODEL YEAR LIGHT-DUTY VEHICLES

MANUFACTURER / ENGINE FAMILY/EVAP-EMISS FAM (CUBIC INCH DISPLACEMENT) / CARLINES COVERED	VEHICLE CARLINE REPRESENTED	EMISSION CONTROL SYSTEM	ENGINE DISP.& CARB VENTURIS	TRANS	INERTIA CLASS (LBS)	AXLE RATIO	CERTIFICATION LEVELS: EXHAUST EMISSIONS (GRAMS/MILE) HYDRO-CARBONS	CARBON MONOXIDE	OXIDES OF NITROGEN	EVAPOR. EMISSIONS (GRAMS) HYDRO-CARBONS
EORD = FAMILY COMBINATIONS CERTIFIED:										
ENGINE FAMILY TEST VEHICLES										
5.8MB2X150 / LB (400)										
LTD II	*LINCOLN CONT.	EGR/PMP/OXD/ / /CAN	400-2	A-3	5000	3.00	0.88	10.	1.9	N/A
THUNDERBIRD										
COUGAR										
RANCHERO										
LINCOLN CONT.										
CONT. MARK V										
(EXHAUST DETERIORATION FACTORS FOR -		EGR/PMP/OXD/ / /	FAMILY 5.8MB2X150				: 1.426	1.656	1.063	N/A)
(EVAPOR. DETERIORATION FACTORS FOR -		/ / / /CAN	FAMILY LB				: N/A	N/A	N/A	0.0)
5.8MB2X150 / TNC (400)										
C CONT. MARK V	C CONT. MARK V	EGR/PMP/OXD/ / /CAN	400-2	A-3	5000	2.75	0.41	8.3	1.2	2.2 *
C LINCOLN CONT.										
(EXHAUST DETERIORATION FACTORS FOR -		EGR/PMP/OXD/ / /	FAMILY 5.8MB2X150				: 1.426	1.656	1.063	N/A)
(EVAPOR. DETERIORATION FACTORS FOR -		/ / / /CAN	FAMILY TNC				: N/A	N/A	N/A	0.0)
5.8MD2X124 / TND (351,400)										
RANCHERO	THUNDERBIRD	EGR/PMP/OXD/ / /CAN	351-2	A-3	4500	2.50	0.50	7.5	1.4	2.5 *
LTD II	C RANCHERO	EGR/PMP/OXD/ / /CAN	351-2	A-3	4500	2.50	0.24	3.6	0.98	2.0 *
COUGAR	LINCOLN CONT.	EGR/PMP/OXD/ / /CAN	400-2	A-3	5000	2.50	0.65	13.	1.6	N/A
THUNDERBIRD	LINCOLN CONT.	EGR/PMP/OXD/ / /CAN	400-2	A-3	5000	2.75	0.45	9.7	1.5	N/A
C RANCHERO										
C LTD II										
C COUGAR										
C THUNDERBIRD										
CONT. MARK V										
LINCOLN CONT.										
(EXHAUST DETERIORATION FACTORS FOR -		EGR/PMP/OXD/ / /	FAMILY 5.8MD2X124				: 1.378	1.000	1.000	N/A)
(EVAPOR. DETERIORATION FACTORS FOR -		/ / / /CAN	FAMILY TND				: N/A	N/A	N/A	0.0)
5.8WBV2TT95X95 / PA (351)										
MARQUIS	C MARQUIS WAGON	EGR/PMP/OXD/3WY/CLS/CAN	351-2	A-3	4500	3.00	0.22	2.1	1.7	0.94 *
MARQUIS WAGON	MARQUIS WAGON	EGR/PMP/OXD/3WY/CLS/CAN	351-2	A-3	4500	2.75	0.25	2.1	2.0	N/A
C MARQUIS	MARQUIS	EGR/PMP/OXD/3WY/CLS/CAN	351-2	A-3	4500	2.26	0.19	1.9	1.8	1.6 *
C MARQUIS WAGON	MARQUIS	EGR/PMP/OXD/3WY/CLS/CAN	351-2	A-3	4500	3.00	0.22	2.1	1.6	N/A
C LTD										
LTD										
LTD WAGON										
C LTD WAGON										
(EXHAUST DETERIORATION FACTORS FOR -		EGR/PMP/OXD/3WY/CLS/	FAMILY 5.8WBV2TT95X95				: 1.000	1.157	1.049	N/A)
(EVAPOR. DETERIORATION FACTORS FOR -		/ / / /CAN	FAMILY PA				: N/A	N/A	N/A	0.0)
5.8WD2XR124 / TNA (351)										
THUNDERBIRD	LTD WAGON	EGR/PMP/OXD/ / /CAN	351-2	A-3	4500	3.00	1.1	7.9	1.4	N/A
COUGAR	THUNDERBIRD	EGR/PMP/OXD/ / /CAN	351-2	A-3	4500	2.50	1.2	12.	1.4	4.6 *
LTD										
LTD WAGON										
MARQUIS										
MARQUIS WAGON										
LTD II										
RANCHERO										
(EXHAUST DETERIORATION FACTORS FOR -		EGR/PMP/OXD/ / /	FAMILY 5.8WD2XR124				: 1.714	1.015	1.002	N/A)
(EVAPOR. DETERIORATION FACTORS FOR -		/ / / /CAN	FAMILY TNA				: N/A	N/A	N/A	0.0)
EORD = EVAP-EMISSION FAMILIES:										
EVAPORATIVE-EMISSION FAMILY TEST VEHICLES										
AA										
	CAPRI	EGR/PLS/OXD/ / /CAN	200-1	A-3	3000	2.73	0.38	4.4	1.3	1.2
	FAIRMONT	EGR/PLS/OXD/ / /CAN	200-01	A-3	3000	2.73	0.46	6.3	1.5	1.1
AR										
	FAIRMONT WAGON	EGR/PMP/OXD/ / /CAN	200-01	A-3	3500	2.73	0.66	13.	1.3	1.8
BA										
	MUSTANG	EGR/OXD/ / / /CAN	140-02	A-3	3000	3.08	0.61	14.	1.7	3.6
	BOBCAT	EGR/PMP/OXD/ / /CAN	140-02	M-4	2750	2.73	0.66	2.4	1.9	1.1

*NOTE: THIS VEH GENERATED EVAP EMIS AS WELL AS EXH EMIS TEST RESULTS! A COMPLETE LISTING OF ALL TEST VEHICLES BELONGING TO EACH EVAP EMIS FAMILY IS PROVIDED IN THE EVAP EMIS FAMILY SECTION BELOW.

1979 MODEL YEAR LIGHT-DUTY VEHICLES

MANUFACTURER ENGINE FAMILY/EVAP-EMISS FAM (CUBIC INCH DISPLACEMENT) CARLINES COVERED	VEHICLE CARLINE REPRESENTED	EMISSION CONTROL SYSTEM	ENGINE DISP.& CARB VENTURIS	T R A N S	INERTIA WEIGHT CLASS (LBS)	AXLE RATIO	CERTIFICATION LEVELS EXHAUST EMISSIONS (GRAMS/MILE) HYDRO-CARBONS	CARBON MONOXIDE	OXIDES OF NITROGEN	EVAPOR. EMISSIONS (GRAMS) HYDRO-CARBONS
EOBD-=-EVAP-EMISSION-FAMILIES:										
		EVAPORATIVE-EMISSION-FAMILY-TEST-VEHICLES								
BR										
	C PINTO WAGON	EGR/PMP/3WY/CLS/ /CAN	140-02	A-3	3000	3.08	0.13	2.2	1.5	2.1
	C PINTO	EGR/PMP/3WY/CLS/ /CAN	140-02	A-3	2750	3.08	0.13	1.4	1.3	0.96
BC										
	C ZEPHYR	EGR/PMP/OXD/ / /CAN	140-02	A-3	3000	3.08	0.32	4.4	0.79	1.5
BD										
	C MUSTANG	EGR/PMP/3WY/CLS/ /CAN	140-2	M-4	3000	3.45	0.34	1.1	1.3	1.6
BF										
	MUSTANG	EGR/PMP/OXD/ / /CAN	140-2	M-4	3000	3.45	1.3	1.[illegible]	1.8	2.0
BF										
	C FAIRMONT	EGR/PMP/OXD/ / /CAN	140-2	M-4	3000	3.08	0.21	3.1	0.94	1.4
CA										
	FIESTA	EGR/PMP/OXD/ / /CAN	98-2	M-4	2000	3.58	0.65	3.8	1.8	3.2
CR										
	C FIESTA	EGR/PMP/OXD/ / /CAN	98-2	M-4	2000	3.58	0.20	1.9	1.5	4.9
DA										
	PINTO WAGON	EGR/PMP/OXD/ / /CAN	171-2	A-3	3000	3.08	1.1	8.3	1.8	2.4
	MUSTANG	EGR/PMP/OXD/ / /CAN	171-2	M-4	3000	3.45	0.97	7.4	1.6	2.7
EA										
	VERSAILLES	EGR/PMP/OXD/CLS/ /CAN	302-2	A-3	4000	2.75	1.0	4.1	1.7	2.9
ER										
	C VERSAILLES	EGR/PMP/OXD/ / /CAN	302-2	A-3	4000	2.50	0.34	1.6	1.2	3.7
EC										
	C GRANADA	EGR/PMP/OXD/ / /CAN	302-2	A-3	4000	2.79	0.33	1.2	0.96	2.7
	C MUSTANG	EGR/PMP/OXD/ / /CAN	302-2	A-3	3500	2.47	0.47	3.5	0.86	2.7
ED										
	C PINTO WAGON	EGR/PMP/OXD/ / /CAN	171-2	A-3	3000	3.08	0.45	7.4	0.75	2.7
FA										
	MUSTANG	EGR/PMP/OXD/ / /CAN	302-2	A-3	3500	2.47	0.62	5.0	1.8	2.1
	GRANADA	EGR/PMP/OXD/ / /CAN	302-2	M-4	4000	3.00	0.62	6.1	1.8	2.2
GA										
	FAIRMONT WAGON	EGR/PMP/OXD/ / /CAN	200-1	M-4	3500	3.08	0.93	4.3	2.0	2.0
GR										
	GRANADA	EGR/PMP/OXD/ / /CAN	250-1	A-3	3500	2.79	0.57	7.6	2.0	2.7
GC										
	C GRANADA	EGR/PMP/OXD/ / /CAN	250-1	A-3	3500	2.79	0.38	2.6	1.3	1.6
GD										
	GRANADA	EGR/OXD/ / / /CAN	250-1	A-3	3500	2.79	1.0	6.5	1.4	2.8
KA										
	C LTD	EGR/PMP/OXD/ / /CAN	302-2	A-3	4000	2.26	0.43	1.5	1.2	3.8
	LTD WAGON	EGR/PMP/OXD/ / /CAN	302-2	A-3	4500	2.73	0.70	6.3	1.5	3.8
LA										
	RANCHERO	EGR/PMP/OXD/ / /CAN	302-2	A-3	4500	2.75	0.47	6.8	1.4	2.0
	THUNDERBIRD	EGR/PMP/OXD/ / /CAN	302-2	A-3	4500	2.75	0.51	7.0	1.9	1.2
LR										
	*LINCOLN CONT.	EGR/PMP/OXD/ / /CAN	400-2	A-3	5000	3.00	0.44	7.9	2.0	1.7
PA										
	MARQUIS	EGR/PMP/OXD/3WY/CLS/CAN	351-2	A-3	4500	2.26	0.19	1.9	1.8	1.6
	C MARQUIS WAGON	EGR/PMP/OXD/3WY/CLS/CAN	351-2	A-3	4500	3.00	0.22	2.1	1.7	0.94
TNA										
	THUNDERBIRD	EGR/PMP/OXD/ / /CAN	351-2	A-3	4500	2.50	1.2	12.	1.4	4.6
TNC										
	C CONT. MARK V	EGR/PMP/OXD/ / /CAN	400-2	A-3	5000	2.75	0.41	8.3	1.2	2.2
TND										
	THUNDERBIRD	EGR/PMP/OXD/ / /CAN	351-2	A-3	4500	2.50	0.50	7.5	1.4	2.5
	C RANCHERO	EGR/PMP/OXD/ / /CAN	351-2	A-3	4500	2.50	0.26	3.6	0.96	2.0

1979 MODEL YEAR LIGHT-DUTY VEHICLES

MANUFACTURER / ENGINE FAMILY/EVAP-EMISS FAM (CUBIC INCH DISPLACEMENT) / CARLINES COVERED	VEHICLE CARLINE REPRESENTED	EMISSION CONTROL SYSTEM	ENGINE DISP.& CARB VENTURIS	TRANS	INERTIA WEIGHT CLASS (LBS)	AXLE RATIO	CERTIFICATION LEVELS: EXHAUST EMISSIONS (GRAMS/MILE) HYDRO-CARBONS	CARBON MONOXIDE	OXIDES OF NITROGEN	EVAPOR. EMISSIONS (GRAMS) HYDRO-CARBONS	
FUJI HEAVY IND. - FAMILY COMBINATIONS CERTIFIED:											
ENGINE FAMILY TEST VEHICLES											
8U / GU (97)											
SUBARU	SUBARU	EGR/PLS/OTR/ / /CAN	97-02	A-3	2500	3.81	1.2	12.	1.8	1.7	*
SUBARU WAGON	SUBARU 4WD WAGON	EGR/PLS/OTR/ / /CAN	97-02	M-4	2500	3.89	1.2	11.	1.7	N/A	
SUBARU 4WD WAGON	SUBARU	EGR/PLS/OTR/ / /CAN	97-02	M-5	2250	3.78	1.3	12.	2.0	N/A	
BRAT	SUBARU	EGR/PLS/OTR/ / /CAN	97-02	M-5	2250	3.89	1.3	8.0	1.5	N/A	
(EXHAUST DETERIORATION FACTORS FOR -		EGR/PLS/OTR/ / /	FAMILY 8U				: 1.000	1.000	1.000	N/A	)
(EVAPOR. DETERIORATION FACTORS FOR -		/ / / / /CAN	FAMILY GU				: N/A	N/A	N/A	0.0	)
DU / GU (97)											
C SUBARU	C SUBARU	EGR/PLS/OTR/ / /CAN	97-02	A-3	2500	3.81	0.28	6.6	1.3	N/A	
C SUBARU WAGON	C SUBARU 4WD WAGON	EGR/PLS/OTR/ / /CAN	97-02	M-4	2500	3.89	0.21	5.6	1.1	2.5	*
C SUBARU 4WD WAGON	C SUBARU	EGR/PLS/OTR/ / /CAN	97-02	M-5	2250	3.89	0.18	5.3	0.99	N/A	
C BRAT											
(EXHAUST DETERIORATION FACTORS FOR -		EGR/PLS/OTR/ / /	FAMILY DU				: 1.000	1.000	1.000	N/A	)
(EVAPOR. DETERIORATION FACTORS FOR -		/ / / / /CAN	FAMILY GU				: N/A	N/A	N/A	0.0	)
FUJI HEAVY IND. - EVAP-EMISSION FAMILIES:											
EVAPORATIVE-EMISSION FAMILY TEST VEHICLES											
GU											
SUBARU		EGR/PLS/OTR/ / /CAN	97-02	A-3	2500	3.81	1.2	12.	1.8	1.7	
C SUBARU 4WD WAGON		EGR/PLS/OTR/ / /CAN	97-02	M-4	2500	3.89	0.21	5.6	1.1	2.5	
GENERAL MOTORS - FAMILY COMBINATIONS CERTIFIED:											
ENGINE FAMILY TEST VEHICLES											
910A2F / 9B3-1 (200)											
MALIBU	MALIBU WAGON	EGR/OXD/OTR/ / /CAN	200-2	A-3	3500	2.73	0.41	5.9	1.7	N/A	
MALIBU WAGON	MALIBU	EGR/OXD/OTR/ / /CAN	200-2	A-3	3500	2.73	0.34	5.5	2.0	1.9	*
EL CAMINO	EL CAMINO	EGR/OXD/OTR/ / /CAN	200-2	M-3	3500	2.73	0.54	6.5	1.5	N/A	
CABALLERO											
MONTE CARLO											
(EXHAUST DETERIORATION FACTORS FOR -		EGR/OXD/OTR/ / /	FAMILY 910A2F				: 1.079	1.000	1.045	N/A	)
(EVAPOR. DETERIORATION FACTORS FOR -		/ / / / /CAN	FAMILY 9B3-1				: N/A	N/A	N/A	0.0	)
910F1H / 9B1-1 (250)											
NOVA	NOVA	EGR/OXD/OTR/ / /CAN	250-1	A-3	3500	2.56	0.30	2.4	2.0	N/A	
CAMARO	NOVA	EGR/OXD/OTR/ / /CAN	250-1	A-3	4000	2.56	0.55	9.8	1.9	2.3	*
IMPALA/CAPRICE	IMPALA/CAPRICE	EGR/OXD/OTR/ / /CAN	250-1	A-3	4000	2.56	0.44	12.	1.7	2.2	*
	CAMARO	EGR/OXD/OTR/ / /CAN	250-1	M-3	4000	2.56	0.74	12.	1.5	N/A	
(EXHAUST DETERIORATION FACTORS FOR -		EGR/OXD/OTR/ / /	FAMILY 910F1H				: 1.000	1.000	1.066	N/A	)
(EVAPOR. DETERIORATION FACTORS FOR -		/ / / / /CAN	FAMILY 9B1-1				: N/A	N/A	N/A	0.0	)
910F1SMU / 9B1-1 (250)											
C NOVA	C NOVA	EGR/PMP/OXD/OTR/ /CAN	250-1	A-3	4000	2.73	0.46	5.0	1.1	N/A	
C IMPALA/CAPRICE	C CAMARO	EGR/PMP/OXD/OTR/ /CAN	250-1	A-3	4000	2.73	0.34	3.3	0.92	2.8	*
C CAMARO	C IMPALA/CAPRICE	EGR/PMP/OXD/OTR/ /CAN	250-1	A-3	4000	2.73	0.35	2.9	0.89	N/A	
(EXHAUST DETERIORATION FACTORS FOR -		EGR/PMP/OXD/OTR/ /	FAMILY 910F1SMU				: 1.471	1.078	1.000	N/A	)
(EVAPOR. DETERIORATION FACTORS FOR -		/ / / / /CAN	FAMILY 9B1-1				: N/A	N/A	N/A	0.0	)
910G2U / 9B3-1 (267,305)											
MALIBU	MONTE CARLO	EGR/OXD/OTR/ / /CAN	267-2	A-3	3500	2.29	0.57	8.2	2.0	N/A	
MALIBU WAGON	MALIBU WAGON	EGR/OXD/OTR/ / /CAN	267-2	A-3	4000	2.56	0.64	12.	1.8	1.9	*
MONTE CARLO	EL CAMINO	EGR/OXD/OTR/ / /CAN	267-02	M-4	4000	3.08	0.95	12.	2.0	1.6	*
EL CAMINO	IMPALA/CAPRICE	EGR/OXD/OTR/ / /CAN	305-2	A-3	4000	2.41	0.41	8.4	1.7	N/A	
CABALLERO	IMPALA/CAPRICE WAG	EGR/OXD/OTR/ / /CAN	305-2	A-3	4500	2.56	0.54	8.8	1.6	1.2	*
IMPALA/CAPRICE	MONZA	EGR/OXD/OTR/ / /CAN	305-02	M-4	3500	3.08	0.57	5.9	1.8	N/A	
IMPALA/CAPRICE WAG											
CAMARO											
NOVA											
PHOENIX											
OMEGA											
SKYLARK											
MONZA											
SUN-IRD											

*NOTE: THIS VEH GENERATED EVAP EMIS AS WELL AS EXH EMIS TEST RESULTS: A COMPLETE LISTING OF ALL TEST VEHICLES BELONGING TO EACH EVAP EMIS FAMILY IS PROVIDED IN THE EVAP EMIS FAMILY SECTION BELOW.

1979 MODEL YEAR LIGHT-DUTY VEHICLES

MANUFACTURER / ENGINE FAMILY/EVAP-EMISS FAM / (CUBIC INCH DISPLACEMENT) / CARLINES COVERED	VEHICLE CARLINE REPRESENTED	EMISSION CONTROL SYSTEM	ENGINE DISP.& CARB VENTURIS	T R A N S	INERTIA WEIGHT CLASS (LBS)	AXLE RATIO	CERTIFICATION LEVELS EXHAUST EMISSIONS (GRAMS/MILE) HYDRO-CARBONS	CARBON MONOXIDE	OXIDES OF NITROGEN	EVAPOR. EMISSIONS (GRAMS) HYDRO-CARBONS
GENERAL MOTORS - FAMILY COMBINATIONS CERTIFIED:										
ENGINE FAMILY TEST VEHICLES										
910G2U / 983-1 (CONT.)										
STARFIRE										
(EXHAUST DETERIORATION FACTORS FOR -		EGR/OXD/OTH/	/	/	FAMILY 910G2U		: 1.036	1.000	1.109	N/A)
(EVAPOR. DETERIORATION FACTORS FOR -		/ / /	/	/CAN	FAMILY 983-1		: N/A	N/A	N/A	0.0)
910L4 / 984-1										
(305,350)										
MALIBU	MONTE CARLO	EGR/OXD/OTH/	/	/CAN	305-4	A-3	3500	2.29	0.49	5.3	1.8	1.4 *
CUTLASS SALON	CUTLASS SALON	EGR/OXD/OTH/	/	/CAN	305-4	A-3	3500	2.73	0.44	7.0	1.5	N/A
MONTE CARLO	MALIBU WAGON	EGR/OXD/OTH/	/	/CAN	305-4	M-4	4000	3.08	0.66	8.4	1.5	N/A
CUTLASS SUPREME	IMPALA/CAPRICE	EGR/OXD/OTH/	/	/CAN	350-4	A-3	4000	2.41	0.57	8.1	1.6	2.2 *
EL CAMINO	IMPALA/CAPRICE WAG	EGR/OXD/OTH/	/	/CAN	350-4	A-3	4500	2.56	0.62	9.4	1.5	N/A
CABALLERO	CAMARO	EGR/OXD/OTH/	/	/CAN	350-4	M-4	4000	3.73	0.75	8.6	1.8	2.0 *
MALIBU WAGON												
CUTLASS WAGON												
IMPALA/CAPRICE												
NOVA												
IMPALA/CAPRICE WAG												
CAMARO												
(EXHAUST DETERIORATION FACTORS FOR -		EGR/OXD/OTH/	/	/	FAMILY 910L4		: 1.115	1.000	1.000	N/A)
(EVAPOR. DETERIORATION FACTORS FOR -		/ / /	/	/CAN	FAMILY 984-1		: N/A	N/A	N/A	0.0)
910L4 / 984L-1										
(305,350)										
CORVETTE	MONTE CARLO	EGR/OXD/OTH/	/	/CAN	305-4	A-3	3500	2.29	0.49	5.3	1.8	N/A
	CUTLASS SALON	EGR/OXD/OTH/	/	/CAN	305-4	A-3	3500	2.73	0.44	7.0	1.5	N/A
	MALIBU WAGON	EGR/OXD/OTH/	/	/CAN	305-4	M-4	4000	3.08	0.66	8.4	1.5	N/A
	IMPALA/CAPRICE	EGR/OXD/OTH/	/	/CAN	350-4	A-3	4000	2.41	0.57	8.1	1.6	N/A
	IMPALA/CAPRICE WAG	EGR/OXD/OTH/	/	/CAN	350-4	A-3	4500	2.56	0.62	9.4	1.5	N/A
	CAMARO	EGR/OXD/OTH/	/	/CAN	350-4	M-4	4000	3.73	0.75	8.6	1.8	N/A
(EXHAUST DETERIORATION FACTORS FOR -		EGR/OXD/OTH/	/	/	FAMILY 910L4		: 1.135	1.000	1.000	N/A)
(EVAPOR. DETERIORATION FACTORS FOR -		/ / /	/	/CAN	FAMILY 984L-1		: N/A	N/A	N/A	0.0)
910L4HU / 984-1										
(305,350)										
C MALIBU	C MONTE CARLO	EGR/PMP/OXD/OTR/	/CAN	305-4	A-3	3500	2.29	0.24	2.1	1.5	N/A
C LEMANS/GRAND AM	*CENTURY	EGR/PMP/OXD/OTR/	/CAN	305-4	A-3	3500	2.73	0.40	3.7	1.4	N/A
C CUTLASS SALON	CORVETTE	EGR/PMP/OXD/OTR/	/CAN	350-4	A-3	4000	3.55	0.50	1.9	1.5	N/A
C CENTURY	C IMPALA/CAPRICE WAG	EGR/PMP/OXD/OTR/	/CAN	350-4	A-3	4500	2.56	0.24	4.0	1.1	2.0 *
C MONTE CARLO	C CORVETTE	EGR/PMP/OXD/OTR/	/CAN	350-4	A-3	4000	3.55	0.18	0.75	1.5	N/A
C GRAND PRIX	CORVETTE	EGR/PMP/OXD/OTR/	/CAN	350-4	M-4	4000	3.70	0.53	2.4	1.7	N/A
C CUTLASS SUPREME												
C REGAL												
C MALIBU WAGON												
C LEMANS SAFARI WG												
C CUTLASS WAGON												
C CENTURY WAGON												
C EL CAMINO												
C CABALLERO												
MALIBU												
LEMANS/GRAND AM												
CUTLASS SALON												
CENTURY												
MONTE CARLO												
GRAND PRIX												
CUTLASS SUPREME												
REGAL												
C IMPALA/CAPRICE												
C NOVA												
C PHOENIX												
C OMEGA												
C SKYLARK												
C IMPALA/CAPRICE WAG												
C CAMARO												
IMPALA/CAPRICE												
IMPALA/CAPRICE WAG												
MALIBU WAGON												
LEMANS SAFARI WG												
CUTLASS WAGON												
CENTURY WAGON												
EL CAMINO												
CABALLERO												
NOVA												
PHOENIX												
OMEGA												
SKYLARK												

*NOTE: THIS VEH GENERATED EVAP EMIS AS WELL AS EXH EMIS TEST RESULTS; A COMPLETE LISTING OF ALL TEST VEHICLES BELONGING TO EACH EVAP EMIS FAMILY IS PROVIDED IN THE EVAP EMIS FAMILY SECTION BELOW.

1979 MODEL YEAR LIGHT-DUTY VEHICLES

MANUFACTURER / ENGINE FAMILY/EVAP-EMISS FAM (CUBIC INCH DISPLACEMENT) / CARLINES COVERED	VEHICLE CARLINE REPRESENTED	EMISSION CONTROL SYSTEM	ENGINE DISP.& CARB VENTURIS	TRANS CLASS	INERTIA WEIGHT (LBS)	AXLE RATIO	CERTIFICATION LEVELS: EXHAUST EMISSIONS (GRAMS/MILE) HYDRO-CARBONS	CARBON MONOXIDE	OXIDES OF NITROGEN	EVAPOR. EMISSIONS (GRAMS) HYDRO-CARBONS
GENERAL MOTORS - FAMILY COMBINATIONS CERTIFIED:										
ENGINE FAMILY TEST VEHICLES										
910L4RU / 984-1 (CONT.)										
CAMARO										
FIREBIRD										
(EXHAUST DETERIORATION FACTORS FOR -		EGR/PMP/OXD/OTR/	/	FAMILY 910L4RU			1.060	1.000	1.000	N/A)
(EVAPOR. DETERIORATION FACTORS FOR -		/ / / /	/CAN	FAMILY 984-1			N/A	N/A	N/A	0.0)
910L4RU / 984L-1										
(305,350)										
C CORVETTE	C MONTE CARLO	EGR/PMP/OXD/OTR/	/CAN	305-4	A-3	3500	2.29	0.24	2.1	1.5	N/A	
CORVETTE	*CENTURY	EGR/PMP/OXD/OTR/	/CAN	305-4	A-3	3500	2.73	0.40	3.7	1.4	N/A	
	C IMPALA/CAPRICE WAG	EGR/PMP/OXD/OTR/	/CAN	350-4	A-3	4500	2.56	0.24	4.0	1.1	N/A	
	CORVETTE	EGR/PMP/OXD/OTR/	/CAN	350-4	A-3	4000	3.55	0.50	1.9	1.5	N/A	
	C CORVETTE	EGR/PMP/OXD/OTR/	/CAN	350-4	A-3	4000	3.55	0.18	0.75	1.5	4.5 *	
	CORVETTE	EGR/PMP/OXD/OTR/	/CAN	350-4	M-4	4000	3.70	0.54	2.4	1.7	4.8 *	
(EXHAUST DETERIORATION FACTORS FOR -		EGR/PMP/OXD/OTR/	/	FAMILY 910L4RU				1.060	1.000	1.000	N/A)	
(EVAPOR. DETERIORATION FACTORS FOR -		/ / / /	/CAN	FAMILY 984L-1				N/A	N/A	N/A	0.0)	
910W2 / 985-1										
(98)										
CHEVETTE	CHEVETTE	EGR/OXD/ / /	/CAN	98-2	A-3	2500	3.70	0.47	9.4	1.6	N/A	
	CHEVETTE	EGR/OXD/ / /	/CAN	98-2	A-3	2500	3.70	0.63	8.2	1.6	2.4 *	
	CHEVETTE	EGR/OXD/ / /	/CAN	98-2	M-4	2250	3.70	0.73	8.7	0.75	N/A	
	CHEVETTE	EGR/OXD/ / /	/CAN	98-2	M-4	2500	3.70	0.46	6.7	1.7	N/A	
(EXHAUST DETERIORATION FACTORS FOR -		EGR/OXD/ / /	/	FAMILY 910W2				1.085	1.048	1.056	N/A)	
(EVAPOR. DETERIORATION FACTORS FOR -		/ / / /	/CAN	FAMILY 985-1				N/A	N/A	N/A	0.0)	
910W2KQU / 985-1										
(98)										
C CHEVETTE	C CHEVETTE	EGR/PLS/OXD/ /	/CAN	98-2	A-3	2500	3.70	0.27	4.4	1.2	1.1 *	
	C CHEVETTE	EGR/PLS/OXD/ /	/CAN	98-2	M-4	2250	3.70	0.31	4.7	1.0	N/A	
	C CHEVETTE	EGR/PLS/OXD/ /	/CAN	98-2	M-4	2500	3.70	0.37	4.0	1.3	N/A	
(EXHAUST DETERIORATION FACTORS FOR -		EGR/PLS/OXD/ /	/	FAMILY 910W2KQU				1.000	1.000	1.000	N/A)	
(EVAPOR. DETERIORATION FACTORS FOR -		/ / / /	/CAN	FAMILY 985-1				N/A	N/A	N/A	0.0)	
910Y2V / 983-1										
(305)										
IMPALA/CAPRICE	C IMPALA/CAPRICE	EGR/PMP/OXD/OTR/	/CAN	305-2	A-3	4000	2.41	0.35	10.	1.1	N/A	
NOVA	C MONZA	EGR/PMP/OXD/OTR/	/CAN	305-2	A-3	3500	2.29	0.35	5.0	1.5	1.8 *	
PHOENIX	C CAMARO	EGR/PMP/OXD/OTR/	/CAN	305-2	A-3	4000	2.41	0.35	5.3	1.0	N/A	
CAMARO												
FIREBIRD												
MONZA												
SUNBIRD												
STARFIRE												
(EXHAUST DETERIORATION FACTORS FOR -		EGR/PMP/OXD/OTR/	/	FAMILY 910Y2V				1.440	1.000	1.000	N/A)	
(EVAPOR. DETERIORATION FACTORS FOR -		/ / / /	/CAN	FAMILY 983-1				N/A	N/A	N/A	0.0)	
920N4EH / 984-2												
(400)												
FIREBIRD	FIREBIRD	EGR/OXD/OTH/ /	/CAN	400-4	M-4	4000	3.23	1.4	8.7	1.2	2.2 *	
(EXHAUST DETERIORATION FACTORS FOR -		EGR/OXD/OTH/ /	/	FAMILY 920N4EH				1.306	1.000	1.008	N/A)	
(EVAPOR. DETERIORATION FACTORS FOR -		/ / / /	/CAN	FAMILY 984-2				N/A	N/A	N/A	0.0)	
920S2E / 983-2												
(301)												
CATALINA/BONNEVILL	FIREBIRD	EGR/OXD/OTH/ /	/CAN	301-2	A-3	4000	2.41	0.82	8.8	1.6	N/A	
LESABRE	GRAND PRIX	EGR/OXD/OTH/ /	/CAN	301-2	A-3	3500	2.14	0.70	7.1	1.8	1.8 *	
CATALINA/BONNEVILL	CATALINA/BONNEVILL	EGR/OXD/OTH/ /	/CAN	301-2	A-3	4500	2.56	0.74	9.9	1.6	N/A	
FIREBIRD	CATALINA/BONNEVILL	EGR/OXD/OTR/ /	/CAN	301-2	A-3	4000	2.29	0.74	8.9	1.7	1.5 *	
GRAND PRIX												
LEMANS/GRAND AM												
CENTURY												
LEMANS SAFARI WG												
CENTURY WAGON												
REGAL												
DELTA 88												
(EXHAUST DETERIORATION FACTORS FOR -		EGR/OXD/OTH/ /	/	FAMILY 920S2E				1.297	1.021	1.000	N/A)	
(EVAPOR. DETERIORATION FACTORS FOR -		/ / / /	/CAN	FAMILY 983-2				N/A	N/A	N/A	0.0)	

*NOTE: THIS VEH GENERATED EVAP EMIS AS WELL AS EXH EMIS TEST RESULTS: A COMPLETE LISTING OF ALL TEST VEHICLES BELONGING TO EACH EVAP EMIS FAMILY IS PROVIDED IN THE EVAP EMIS FAMILY SECTION BELOW.

1979 MODEL YEAR LIGHT-DUTY VEHICLES

MANUFACTURER / ENGINE FAMILY/EVAP-EMISS FAM (CUBIC INCH DISPLACEMENT) / CARLINES COVERED	VEHICLE CARLINE REPRESENTED	EMISSION CONTROL SYSTEM	ENGINE DISP.& CARB VENTURIS	TRANS	INERTIA WEIGHT CLASS (LBS)	AXLE RATIO	CERTIFICATION LEVELS EXHAUST EMISSIONS (GRAMS/MILE) HYDRO-CARBONS	CARBON MONOXIDE	OXIDES OF NITROGEN	EVAPOR. EMISSIONS (GRAMS) HYDRO-CARBONS
GENERAL MOTORS - FAMILY COMBINATIONS CERTIFIED:										
ENGINE FAMILY TEST VEHICLES										
920S4 / 984-2B										
(301)										
CATALINA/BONNEVILL	GRAND PRIX	EGR/OXD/OTH/ / /CAN	301-4	A-3	4000	2.29	0.78	12.	1.9	1.9 *
LEMANS SAFARI WG	CATALINA/BONNEVILL	EGR/OXD/OTH/ / /CAN	301-4	A-3	4500	2.73	0.67	9.7	1.7	1.9 *
CENTURY WAGON	CENTURY	EGR/OXD/OTH/ / /CAN	301-4	A-3	3500	2.29	0.76	9.9	1.5	1.9 *
LEMANS/GRAND AM	CATALINA/BONNEVILL	EGR/OXD/OTH/ / /CAN	301-4	A-3	4500	2.73	0.62	8.9	1.5	1.3 *
GRAND PRIX	CATALINA/BONNEVILL	EGR/OXD/OTH/ / /CAN	301-4	A-3	4500	2.41	0.90	12.	1.9	2.4 *
CENTURY	FIREBIRD	EGR/OXD/OTH/ / /CAN	301-4	M-4	4000	3.08	0.89	8.3	1.7	N/A
REGAL										
FIREBIRD										
CATALINA/BONNEVILL										
(EXHAUST DETERIORATION FACTORS FOR -		EGR/OXD/OTH/ / /	FAMILY 920S4				: 1.157	1.037	1.080	N/A)
(EVAPOR. DETERIORATION FACTORS FOR -		/ / / / /CAN	FAMILY 984-2B				: N/A	N/A	N/A	0.0)
920X2CEU / 985-2										
(151)										
C MONZA	C SUNBIRD	EGR/OXD/OTH/ / /CAN	151-2	A-3	3000	2.73	0.51	8.5	0.86	1.6 *
C MONZA WAGON	C MONZA WAGON	EGR/OXD/OTH/ / /CAN	151-2	M-4	3000	2.93	0.35	5.4	0.71	0.95 *
C SUNBIRD										
C SUNBIRD SAFARI WG										
C STARFIRE										
(EXHAUST DETERIORATION FACTORS FOR -		EGR/OXD/OTH/ / /	FAMILY 920X2CEU				: 1.454	1.721	1.301	N/A)
(EVAPOR. DETERIORATION FACTORS FOR -		/ / / / /CAN	FAMILY 985-2				: N/A	N/A	N/A	0.0)
920X2EU / 986-2										
(151)										
SUNBIRD	MONZA	EGR/OXD/ / / /CAN	151-2	A-3	3000	2.73	0.57	1[illegible].	1.6	2.0 *
STARFIRE	SUNBIRD SAFARI WG	EGR/OXD/ / / /CAN	151-2	A-3	3000	2.73	0.38	9.5	2.0	1.5 *
MONZA	MONZA	EGR/OXD/ / / /CAN	151-2	M-4	3000	2.73	0.53	8.2	1.5	N/A
SUNBIRD SAFARI WG										
MONZA WAGON										
(EXHAUST DETERIORATION FACTORS FOR -		EGR/OXD/ / / /	FAMILY 920X2EU				: 1.234	1.441	1.000	N/A)
(EVAPOR. DETERIORATION FACTORS FOR -		/ / / / /CAN	FAMILY 986-2				: N/A	N/A	N/A	0.0)
930H2AU / 983-3										
(260)										
C CUTLASS SALON	C CUTLASS SALON	EGR/PMP/OXD/ / /CAN	260-02	A-3	3500	2.29	0.31	5.5	1.1	2.1 *
C CUTLASS SUPREME										
(EXHAUST DETERIORATION FACTORS FOR -		EGR/PMP/OXD/ / /	FAMILY 930H2AU				: 1.001	1.[illegible]0	1.000	N/A)
(EVAPOR. DETERIORATION FACTORS FOR -		/ / / / /CAN	FAMILY 983-3				: N/A	N/[illegible]	N/A	0.0)
930H2U / 983-3										
(260)										
CUTLASS SALON	CUTLASS SALON	EGR/PMP/OXD/ / /CAN	260-2	A-3	3500	2.93	0.45	5.4	1.7	N/A
CUTLASS SUPREME	DELTA 88	EGR/PMP/OXD/ / /CAN	260-2	A-3	4000	2.56	0.50	7.8	1.9	2.5 *
CUTLASS WAGON	CUTLASS WAGON	EGR/PMP/OXD/ / /CAN	260-02	A-3	4000	2.93	0.66	9.9	1.8	2.2 *
DELTA 88	CUTLASS SALON	EGR/PMP/OXD/ / /CAN	260-2	A-3	3500	2.29	0.50	7.6	1.8	2.6 *
	CUTLASS SALON	EGR/PMP/OXD/ / /CAN	260-2	M-5	3500	2.56	0.72	6.2	1.[illegible]	2.5 *
(EXHAUST DETERIORATION FACTORS FOR -		EGR/PMP/OXD/ / /	FAMILY 930H2U				: 1.141	1.02[illegible]	1.000	N/A)
(EVAPOR. DETERIORATION FACTORS FOR -		/ / / / /CAN	FAMILY 983-3				: N/A	N/A	N/A	0.0)
930M4AU / 984-3										
(350+403)										
C DELTA 88	C CUSTOM CRUISER WG	EGR/PMP/OXD/ / /CAN	350-4	A-3	4500	2.73	0.33	5.4	1.2	N/A
C CATALINA/BONNEVILL	C RIVIERA	EGR/PMP/OXD/ / /CAN	350-4	A-3	4500	2.41	0.40	7.[illegible]	1.2	N/A
C LESABRE	C DELTA 88	EGR/PMP/OXD/ / /CAN	350-4	A-3	4000	2.41	0.43	8.0	1.1	N/A
C NINETY EIGHT	C CATALINA/BONNEVILL	EGR/PMP/OXD/ / /CAN	350-4	A-3	4500	2.41	0.33	5.1	1.2	5.1 *
C ELECTRA	C NINETY EIGHT	EGR/PMP/OXD/ / /CAN	403-4	A-3	4500	2.41	0.38	5.1	0.98	N/A
C CUSTOM CRUISER WG	C FIREBIRD	EGR/PMP/OXD/ / /CAN	403-4	A-3	4000	3.23	0.33	4.9	0.97	2.7 *
C CATALINA/BONNEVILL										
C ESTATE WAGON										
C FIREBIRD										
C TORONADO										
C RIVIERA										
C CUTLASS SUPREME										
(EXHAUST DETERIORATION FACTORS FOR -		EGR/PMP/OXD/ / /	FAMILY 930M4AU				: 1.015	1.000	1.000	N/A)
(EVAPOR. DETERIORATION FACTORS FOR -		/ / / / /CAN	FAMILY 984-3				: N/A	N/A	N/A	0.0)
930M4U / 984-3										
(350+403)										
DELTA 88	DELTA 88	EGR/OXD/ / / /CAN	350-4	A-3	4000	2.41	1.0	9.9	1.8	3.0 *
CUTLASS SUPREME	TORONADO	EGR/OXD/ / / /CAN	350-4	A-3	4500	2.19	1.0	7.8	1.7	2.2 *
CATALINA/BONNEVILL	CUSTOM CRUISER WG	EGR/OXD/ / / /CAN	350-4	A-3	4500	3.08	1.1	10.	1.4	2.4 *

*NOTE: THIS VEH GENERATED EVAP EMIS AS WELL AS EXH EMIS TEST RESULTS; A COMPLETE LISTING OF ALL TEST VEHICLES BELONGING TO EACH EVAP EMIS FAMILY IS PROVIDED IN THE EVAP EMIS FAMILY SECTION BELOW.

1979 MODEL YEAR LIGHT-DUTY VEHICLES

MANUFACTURER / ENGINE FAMILY/EVAP-EMISS FAM / (CUBIC INCH DISPLACEMENT) / CARLINES COVERED	VEHICLE CARLINE REPRESENTED	EMISSION CONTROL SYSTEM	ENGINE DISP.& CARB VENTURIS	TRANS	INERTIA WEIGHT CLASS (LBS)	AXLE RATIO	CERTIFICATION LEVELS EXHAUST EMISSIONS (GRAMS/MILE) HYDRO-CARBONS	CARBON MONOXIDE	OXIDES OF NITROGEN	EVAPOR. EMISSIONS (GRAM9) HYDRO-CARBONS	
GENERAL MOTORS - FAMILY COMBINATIONS CERTIFIED:											
ENGINE FAMILY TEST VEHICLES											
930M4U / 984-3 (CONT.)											
LESABRE	FIREBIRD	EGR/OXD/ / /	/CAN	403-4	A-3	4000	3.23	0.86	5.3	1.2	N/A
NINETY EIGHT	NINETY EIGHT	EGR/OXD/ / /	/CAN	403-4	A-3	4500	2.41	0.99	9.7	1.6	2.8 *
ELECTRA	CUSTOM CRUISER WG	EGR/OXD/ / /	/CAN	403-4	A-3	4500	2.41	0.82	5.4	1.8	N/A
CUSTOM CRUISER WG											
CATALINA/BONNEVILL											
ESTATE WAGON											
FIREBIRD											
TORONADO											
RIVIERA											
(EXHAUST DETERIORATION FACTORS FOR -		EGR/OXD/ / /	/	FAMILY 930M4U				1.908	1.018	1.017	N/A)
(EVAPOR. DETERIORATION FACTORS FOR -		/ / / /	/CAN	FAMILY 984-3				N/A	N/A	N/A	0.0)
940B2 / 983-4											
(196,231)											
LESABRE	CENTURY	EGR/OXD/OTH/ /	/CAN	196-02	A-3	3500	2.56	0.62	9.6	1.2	N/A
CATALINA/BONNEVILL	MONZA	EGR/OXD/OTH/ /	/CAN	196-2	M-5	3500	2.93	1.3	12.	1.3	N/A
DELTA 88	REGAL	EGR/OXD/OTH/ /	/CAN	231-2	A-3	3500	2.41	0.30	5.9	1.7	3.1 *
FIREBIRD	CATALINA/BONNEVILL	EGR/OXD/OTH/ /	/CAN	231-2	A-3	4000	2.73	0.74	8.6	1.6	3.3 *
OMEGA	PHOENIX	EGR/OXD/OTH/ /	/CAN	231-2	M-3	4000	3.08	0.85	12.	1.3	N/A
SKYLARK											
PHOENIX											
SKYHAWK											
STARFIRE											
SUNBIRD											
SUNBIRD SAFARI WG											
CUTLASS WAGON											
LEMANS/GRAND AM											
CUTLASS SALON											
CUTLASS SUPREME											
GRAND PRIX											
CENTURY											
REGAL											
MONTE CARLO											
CENTURY WAGON											
LEMANS SAFARI WG											
MONZA											
MONZA WAGON											
(EXHAUST DETERIORATION FACTORS FOR -		EGR/OXD/OTH/ / /		FAMILY 94082				1.186	1.000	1.000	N/A)
(EVAPOR. DETERIORATION FACTORS FOR -		/ / / /	/CAN	FAMILY 983-4				N/A	N/A	N/A	0.0)
940E2CYU / 983-4											
(231)											
C CENTURY	C REGAL	EGR/3WY/OTH/ /	/CAN	231-2	A-3	3500	2.73	0.31	4.0	1.2	3.4 *
C REGAL											
C CENTURY WAGON											
C MALIBU											
C MALIBU WAGON											
C MONTE CARLO											
C EL CAMINO											
C CABALLERO											
C LEMANS/GRAND AM											
C LEMANS SAFARI WG											
C GRAND PRIX											
C CUTLASS SALON											
C CUTLASS SUPREME											
C CUTLASS WAGON											
(EXHAUST DETERIORATION FACTORS FOR -		EGR/3WY/OTH/ / /		FAMILY 940E2CYU				1.209	1.135	1.108	N/A)
(EVAPOR. DETERIORATION FACTORS FOR -		/ / / /	/CAN	FAMILY 983-4				N/A	N/A	N/A	0.0)
940E2LU / 983-4											
(231)											
C LESABRE	C REGAL	EGR/PMP/OXD/OTR/	/CAN	231-02	A-3	3500	2.73	0.38	4.8	1.2	2.3 *
C DELTA 88	C PHOENIX	EGR/PMP/OXD/OTR/	/CAN	231-2	A-3	4000	2.56	0.42	5.9	1.1	1.6 *
C CATALINA/BONNEVILL	*CUTLASS WAGON	EGR/PMP/OXD/OTR/	/CAN	231-2	A-3	3500	3.23	0.45	6.5	1.7	3.4 *
C SKYLARK	C SUNBIRD	EGR/PMP/OXD/OTR/	/CAN	231-2	M-4	3500	2.93	0.24	2.5	1.2	2.0 *
C OMEGA											
C PHOENIX											
C FIREBIRD											
C CENTURY											
C CUTLASS SALON											
C CUTLASS SUPREME											
C LEMANS/GRAND AM											
C MALIBU											
C REGAL											

*NOTE: THIS VEH GENERATED EVAP EMIS AS WELL AS EXH EMIS TEST RESULTS; A COMPLETE LISTING OF ALL TEST VEHICLES BELONGING TO EACH EVAP EMIS FAMILY IS PROVIDED IN THE EVAP EMIS FAMILY SECTION BELOW.

1979 MODEL YEAR LIGHT-DUTY VEHICLES

MANUFACTURER / ENGINE FAMILY/EVAP-EMISS FAM / (CUBIC INCH DISPLACEMENT) / CARLINES COVERED	VEHICLE CARLINE REPRESENTED	EMISSION CONTROL SYSTEM	ENGINE DISP.& CARB VENTURIS	T R A N S	INERTIA WEIGHT CLASS (LBS)	AXLE RATIO	CERTIFICATION LEVELS EXHAUST EMISSIONS (GRAMS/MILE) HYDRO-CARBONS	CARBON MONOXIDE	OXIDES OF NITROGEN	EVAPOR. EMISSIONS (GRAMS) HYDRO-CARBONS

GENERAL MOTORS - FAMILY COMBINATIONS CERTIFIED:

ENGINE FAMILY TEST VEHICLES

940E2LU / 983-4 (CONT.)
C GRAND PRIX
C MONTE CARLO
C CENTURY WAGON
C CUTLASS WAGON
C LEMANS SAFARI WG
C MALIBU WAGON
C EL CAMINO
C CABALLERO
C SKYHAWK
C MONZA
C SUNBIRD
C STARFIRE
C MONZA WAGON
C SUNBIRD SAFARI WG
CENTURY
MALIBU
CUTLASS SALON
CUTLASS SUPREME
REGAL
MONTE CARLO
CENTURY WAGON
CUTLASS WAGON
SKYHAWK
MONZA
SUNBIRD
STARFIRE
MONZA WAGON
SUNBIRD SAFARI WG

(EXHAUST DETERIORATION FACTORS FOR -		EGR/PMP/OXD/OTR/	/	FAMILY	940E2LU			: 1.103	1.000	1.000	N/A)
(EVAPOR. DETERIORATION FACTORS FOR -		/ / / /	/CAN	FAMILY	983-4			: N/A	N/A	N/A	0.0)

940E4DVT / 984-4
(231)

C CENTURY	C CENTURY	EGR/PMP/OXD/OTR/	/CAN	231-4	A-3	3500	3.08	0.31	6.4	1.1	3.4 *
C REGAL	C CENTURY	EGR/PMP/OXD/OTR/	/CAN	231-4	A-3	3500	2.73	0.34	8.4	1.2	N/A
C LESABRE	C LESABRE	EGR/PMP/OXD/OTR/	/CAN	231-4	A-3	4000	3.08	0.32	7.8	1.5	2.3 *
C RIVIERA	C RIVIERA	EGR/PMP/OXD/OTR/	/CAN	231-4	A-3	4000	2.93	0.36	7.0	1.3	3.3 *

(EXHAUST DETERIORATION FACTORS FOR -		EGR/PMP/OXD/OTR/	/	FAMILY	940E4DVT			: 1.038	1.044	1.000	N/A)
(EVAPOR. DETERIORATION FACTORS FOR -		/ / / /	/CAN	FAMILY	984-4			: N/A	N/A	N/A	0.0)

940E4DVU / 984-4
(231)

REGAL	CENTURY	EGR/PMP/OXD/OTR/	/CAN	231-4	A-3	3500	3.08	0.60	8.0	1.3	N/A
CENTURY	LESABRE	EGR/PMP/OXD/OTR/	/CAN	231-4	A-3	4000	2.73	0.75	11.	1.4	4.4 *
LESABRE	REGAL	EGR/PMP/OXD/OTR/	/CAN	231-4	A-3	3500	2.41	0.54	6.3	1.6	3.3 *
RIVIERA	RIVIERA	EGR/PMP/OXD/OTR/	/CAN	231-4	A-3	4000	2.93	0.64	8.6	1.7	2.7 *

(EXHAUST DETERIORATION FACTORS FOR -		EGR/PMP/OXD/OTR/	/	FAMILY	940E4DVU			: 1.421	1.462	1.000	N/A)
(EVAPOR. DETERIORATION FACTORS FOR -		/ / / /	/CAN	FAMILY	984-4			: N/A	N/A	N/A	0.0)

940E4DVY / 984-4
(231)

C RIVIERA	C RIVIERA	EGR/PMP/OXD/OTR/	/CAN	231-4	A-3	4000	2.93	0.44	4.6	1.5	1.4 *

(EXHAUST DETERIORATION FACTORS FOR -		EGR/PMP/OXD/OTR/	/	FAMILY	940E4DVY			: 1.000	1.000	1.122	N/A)
(EVAPOR. DETERIORATION FACTORS FOR -		/ / / /	/CAN	FAMILY	984-4			: N/A	N/A	N/A	0.0)

940J4U / 9R4-4
(350)

LESABRE	LESABRE	EGR/OXD/OTR/	/	/CAN	350-4	A-3	4500	2.41	0.84	9.3	1.4	N/A
CATALINA/BONNEVILL	ELECTRA	EGR/OXD/OTR/	/	/CAN	350-4	A-3	4500	2.41	0.84	8.0	1.6	N/A
ELECTRA	ESTATE WAGON	EGR/OXD/OTR/	/	/CAN	350-4	A-3	4500	2.73	0.86	7.5	1.6	2.0 *
ESTATE WAGON	LESABRE	EGR/OXD/OTR/	/	/CAN	350-4	A-3	4000	3.08	0.82	4.0	1.6	2.2 *
CATALINA/BONNEVILL												
CUSTOM CRUISER WG												

(EXHAUST DETERIORATION FACTORS FOR -		EGR/OXD/OTR/	/	/	FAMILY	940J4U			: 2.217	1.476	1.000	N/A)
(EVAPOR. DETERIORATION FACTORS FOR -		/ / / /	/CAN	FAMILY	984-4				: N/A	N/A	N/A	0.0)

940J0 / 980-6
(350)

ELDORADO	C ELDORADO	FI /EGR/PMP/OXD/	/CAN	350-FI	A-3	4500	2.19	0.36	4.7	1.3	N/A

*NOTE: THIS VEH GENERATED EVAP EMIS AS WELL AS EXH EMIS TEST RESULTS; A COMPLETE LISTING OF ALL TEST VEHICLES BELONGING TO EACH EVAP EMIS FAMILY IS PROVIDED IN THE EVAP EMIS FAMILY SECTION BELOW.

1979 MODEL YEAR LIGHT-DUTY VEHICLES

MANUFACTURER / ENGINE FAMILY/EVAP-EMISS FAM / (CUBIC INCH DISPLACEMENT) / CARLINES COVERED	VEHICLE CARLINE REPRESENTED	EMISSION CONTROL SYSTEM	ENGINE DISP.& CARB VENTURIS	TRANS	INERTIA WEIGHT CLASS (LBS)	AXLE RATIO	CERTIFICATION LEVELS EXHAUST EMISSIONS (GRAMS/MILE) HYDRO-CARBONS	CARBON MONOXIDE	OXIDES OF NITROGEN	EVAPOR. EMISSIONS (GRAMS) HYDRO-CARBONS
GENERAL MOTORS - FAMILY COMBINATIONS CERTIFIED:										
ENGINE FAMILY TEST VEHICLES										
960J0 / 9B0-6 (CONT.)										
(EXHAUST DETERIORATION FACTORS FOR -		FI /EGR/PMP/OxD/	/	FAMILY 960J0			: 1.300	1.416	1.074	N/A)
(EVAPOR. DETERIORATION FACTORS FOR -		/ / / /	/CAN	FAMILY 9B0-6			: N/A	N/A	N/A	0.0)
960J0U / 9B0-6 (350)										
ELDORADO	ELDORADO	FI /EGR/PMP/OxD/	/CAN	350-FI	A-3	4500 2.19	0.70	12.	1.7	0.91 *
	SEVILLE	FI /EGR/PMP/OxD/	/CAN	350-FI	A-3	4500 2.24	0.47	11.	1.6	1.5 *
(EXHAUST DETERIORATION FACTORS FOR -		FI /EGR/PMP/OxD/	/	FAMILY 960J0U			: 1.000	1.316	1.000	N/A)
(EVAPOR. DETERIORATION FACTORS FOR -		/ / / /	/CAN	FAMILY 9B0-6			: N/A	N/A	N/A	0.0)
960J0UC / 9B0-6 (350)										
C SEVILLE	C SEVILLE	FI /EGR/3WY/	/	/CAN	350-FI	A-3 4500 3.08	0.34	8.1	1.4	N/A
	C SEVILLE	FI /EGR/3WY/	/	/CAN	350-FI	A-3 4500 2.56	0.34	6.0	1.2	1.1 *
(EXHAUST DETERIORATION FACTORS FOR -		FI /EGR/3WY/	/	/	FAMILY 960J0UC			: 1.135	1.178	1.000	N/A)
(EVAPOR. DETERIORATION FACTORS FOR -		/ / / /	/CAN	FAMILY 9B0-6				: N/A	N/A	N/A	0.0)
960V0 / 9B0-6 (425)										
C DEVILLE/BROUGHAM	C DEVILLE/BROUGHAM	EGR/PMP/OxD/	/	/CAN	425-FI	A-3 5000 2.28	0.34	3.9	1.3	1.4 *
(EXHAUST DETERIORATION FACTORS FOR -		EGR/PMP/OxD/	/	/	FAMILY 960V0			: 1.118	1.001	1.052	N/A)
(EVAPOR. DETERIORATION FACTORS FOR -		/ / / /	/CAN	FAMILY 9B0-6				: N/A	N/A	N/A	0.0)
960V4S / 9B4-6 (425)										
C DEVILLE/BROUGHAM	C DEVILLE/BROUGHAM	EGR/PMP/OxD/OTR/	/CAN	425-4	A-3	5000 2.73	0.43	4.3	1.3	N/A
DEVILLE/BROUGHAM	DEVILLE/BROUGHAM	EGR/PMP/OxD/OTR/	/CAN	425-4	A-3	5000 2.28	0.31	4.1	1.7	2.2 *
LIMOUSINE	C DEVILLE/BROUGHAM	EGR/PMP/OxD/OTR/	/CAN	425-4	A-3	4500 2.28	0.29	3.3	1.3	2.7 *
COMMERCIAL CHASIS	C COMMERCIAL CHASIS	EGR/PMP/OxD/OTR/	/CAN	425-4	A-3	5500 3.08	0.34	4.0	1.4	1.9 *
C COMMERCIAL CHASIS										
(EXHAUST DETERIORATION FACTORS FOR -		EGR/PMP/OxD/OTR/	/	FAMILY 960V4S			: 1.210	1.112	1.000	N/A)
(EVAPOR. DETERIORATION FACTORS FOR -		/ / / /	/CAN	FAMILY 9B4-6			: N/A	N/A	N/A	0.0)
9A0V4UE / 9B4-6 (425)										
DEVILLE/BROUGHAM	DEVILLE/BROUGHAM	EGR/OxD/OTR/	/	/CAN	425-04	A-3 4500 2.73	0.44	4.6	2.0	N/A
	DEVILLE/BROUGHAM	EGR/OxD/OTR/	/	/CAN	425-4	A-3 4500 2.28	0.63	6.3	1.7	2.0 *
(EXHAUST DETERIORATION FACTORS FOR -		EGR/OxD/OTR/	/	/	FAMILY 960V4UE			: 1.184	1.168	1.000	N/A)
(EVAPOR. DETERIORATION FACTORS FOR -		/ / / /	/CAN	FAMILY 9B4-6				: N/A	N/A	N/A	0.0)
GENERAL MOTORS - EVAP-EMISSION FAMILIES:										
EVAPORATIVE-EMISSION FAMILY TEST VEHICLES										
9B0-6										
	ELDORADO	FI /EGR/PMP/OxD/	/CAN	350-FI	A-3	4500 2.19	0.70	12.	1.7	0.91
	SEVILLE	FI /EGR/PMP/OxD/	/CAN	350-FI	A-3	4500 2.24	0.47	11.	1.6	1.5
	C SEVILLE	FI /EGR/3WY/	/	/CAN	350-FI	A-3 4500 2.56	0.34	6.0	1.2	1.1
	C DEVILLE/BROUGHAM	EGR/PMP/OxD/	/	/CAN	425-FI	A-3 5000 2.28	0.34	3.9	1.3	1.4
9B1-1										
	IMPALA/CAPRICE	EGR/OxD/OTR/	/	/CAN	250-1	A-3 4000 2.56	0.44	12.	1.7	2.2
	NOVA	EGR/OxD/OTR/	/	/CAN	250-1	A-3 4000 2.56	0.55	9.8	1.9	2.3
	C CAMARO	EGR/PMP/OxD/OTR/	/CAN	250-1	A-3	4000 2.73	0.34	3.3	0.92	2.8
9B3-1										
	MALIBU	EGR/OxD/OTR/	/	/CAN	200-2	A-3 3500 2.73	0.34	5.5	2.0	1.9
	MALIBU WAGON	EGR/OxD/OTR/	/	/CAN	267-2	A-3 4000 2.56	0.64	12.	1.8	1.9
	EL CAMINO	EGR/OxD/OTR/	/	/CAN	267-02	M-4 4000 3.08	0.95	12.	2.0	1.6
	C MONZA	EGR/PMP/OxD/OTR/	/CAN	305-2	A-3	3500 2.29	0.35	5.0	1.5	1.8
	IMPALA/CAPRICE WAG	EGR/OxD/OTR/	/	/CAN	305-2	A-3 4500 2.56	0.54	8.8	1.8	1.2
9B3-2										
	CATALINA/BONNEVILL	EGR/OxD/OTR/	/	/CAN	301-2	A-3 4000 2.29	0.74	8.9	1.7	1.5
	GRAND PRIX	EGR/OxD/OTR/	/	/CAN	301-2	A-3 3500 2.14	0.70	7.1	1.8	1.8
9B3-3										
	CUTLASS WAGON	EGR/PMP/OxD/	/	/CAN	260-02	A-3 4000 2.93	0.66	9.9	1.8	2.2
	DELTA 88	EGR/PMP/OxD/	/	/CAN	260-2	A-3 4000 2.56	0.50	7.8	1.9	2.5
	C CUTLASS SALON	EGR/PMP/OxD/	/	/CAN	260-02	A-3 3500 2.29	0.31	5.5	1.1	2.1
	CUTLASS SALON	EGR/PMP/OxD/	/	/CAN	260-2	A-3 3500 2.29	0.50	7.6	1.8	2.6
	CUTLASS SALON	EGR/PMP/OxD/	/	/CAN	260-2	M-5 3500 2.56	0.72	6.2	1.6	2.5

*NOTE: THIS VEH GENERATED EVAP EMIS AS WELL AS EXH EMIS TEST RESULTS: A COMPLETE LISTING OF ALL TEST VEHICLES BELONGING TO EACH EVAP EMIS FAMILY IS PROVIDED IN THE EVAP EMIS FAMILY SECTION BELOW.

1979 MODEL YEAR LIGHT-DUTY VEHICLES

MANUFACTURER ENGINE FAMILY/EVAP-EMISS FAM (CUBIC INCH DISPLACEMENT) CARLINES COVERED	VEHICLE CARLINE REPRESENTED	EMISSION CONTROL SYSTEM	ENGINE DISP.& CARB VENTURIS	TRANS	INERTIA WEIGHT CLASS (LBS)	AXLE RATIO	CERTIFICATION LEVELS EXHAUST EMISSIONS (GRAMS/MILE) HYDRO-CARBONS	CARBON MONOXIDE	OXIDES OF NITROGEN	EVAPOR. EMISSIONS (GRAMS) HYDRO-CARBONS
GENERAL MOTORS - EVAP-EMISSION FAMILIES:		EVAPORATIVE-EMISSION FAMILY TEST VEHICLES								
9R3-4										
	+CUTLASS WAGON	EGR/PMP/OXD/OTR/ /CAN	231-2	A-3	3500	3.23	0.45	6.5	1.7	3.4
	C REGAL	EGR/PMP/OXD/OTR/ /CAN	231-02	A-3	3500	2.73	0.38	4.8	1.2	2.3
	CATALINA/BONNEVILL	EGR/OXD/OTR/ / /CAN	231-2	A-3	4000	2.73	0.78	8.6	1.6	3.3
	REGAL	EGR/OXD/OTR/ / /CAN	231-2	A-3	3500	2.41	0.30	5.9	1.7	3.1
	C REGAL	EGR/3WY/OTR/ / /CAN	231-2	A-3	3500	2.73	0.31	4.0	1.2	3.4
	C PHOENIX	EGR/PMP/OXD/OTR/ /CAN	231-2	A-3	4000	2.56	0.42	5.9	1.1	1.6
	C SUNBIRD	EGR/PMP/OXD/OTR/ /CAN	231-2	M-4	3500	2.93	0.24	2.5	1.2	2.0
9R4-1										
	MONTE CARLO	EGR/OXD/OTR/ / /CAN	305-4	A-3	3500	2.29	0.49	5.3	1.8	1.4
	C IMPALA/CAPRICE WAG	EGR/PMP/OXD/OTR/ /CAN	350-4	A-3	4500	2.56	0.24	4.0	1.1	2.0
	IMPALA/CAPRICE	EGR/OXD/OTR/ / /CAN	350-4	A-3	4000	2.41	0.57	8.1	1.6	2.2
	CAMARO	EGR/OXD/OTR/ / /CAN	350-4	M-4	4000	3.73	0.75	8.6	1.8	2.0
9R4-2										
	FIREBIRD	EGR/OXD/OTR/ / /CAN	400-4	M-4	4000	3.23	1.4	8.7	1.2	2.2
9R4-2B										
	CATALINA/BONNEVILL	EGR/OXD/OTR/ / /CAN	301-4	A-3	4500	2.73	0.62	8.9	1.5	1.3
	CATALINA/BONNEVILL	EGR/OXD/OTR/ / /CAN	301-4	A-3	4500	2.73	0.67	9.7	1.7	1.9
	CATALINA/BONNEVILL	EGR/OXD/OTR/ / /CAN	301-4	A-3	4500	2.41	0.90	12.	1.9	2.4
	GRAND PRIX	EGR/OXD/OTR/ / /CAN	301-4	A-3	4000	2.29	0.79	12.	1.9	1.9
	CENTURY	EGR/OXD/OTR/ / /CAN	301-4	A-3	3500	2.29	0.76	9.9	1.5	1.9
9R4-3										
	DELTA 88	EGR/OXD/ / / /CAN	350-4	A-3	4000	2.41	1.0	9.9	1.8	3.0
	C CATALINA/BONNEVILL	EGR/PMP/OXD/ / /CAN	350-4	A-3	4500	2.41	0.33	5.1	1.2	5.1
	TORONADO	EGR/OXD/ / / /CAN	350-4	A-3	4500	2.19	1.0	7.8	1.3	2.2
	CUSTOM CRUISER WG	EGR/OXD/ / / /CAN	350-4	A-3	4500	3.08	1.1	10.	1.4	2.4
	C FIREBIRD	EGR/PMP/OXD/ / /CAN	403-4	A-3	4000	3.23	0.33	4.9	0.97	2.7
	NINETY EIGHT	EGR/OXD/ / / /CAN	403-4	A-3	4500	2.41	0.99	9.7	1.6	2.8
9R4-4										
	LESABRE	EGR/PMP/OXD/OTR/ /CAN	231-4	A-3	4000	2.73	0.75	11.	1.4	4.4
	REGAL	EGR/PMP/OXD/OTR/ /CAN	231-4	A-3	3500	2.41	0.54	6.3	1.6	3.3
	C CENTURY	EGR/PMP/OXD/OTR/ /CAN	231-4	A-3	3500	3.08	0.31	6.4	1.1	3.4
	C RIVIERA	EGR/PMP/OXD/OTR/ /CAN	231-4	A-3	4000	2.93	0.44	4.6	1.5	1.4
	C RIVIERA	EGR/PMP/OXD/OTR/ /CAN	231-4	A-3	4000	2.93	0.34	7.0	1.3	3.3
	RIVIERA	EGR/PMP/OXD/OTR/ /CAN	231-4	A-3	4000	2.93	0.64	8.6	1.7	2.7
	C LESABRE	EGR/PMP/OXD/OTR/ /CAN	231-4	A-3	4000	3.08	0.32	7.8	1.5	2.3
	LESABRE	EGR/OXD/OTR/ / /CAN	350-4	A-3	4000	3.08	0.82	4.0	1.6	2.2
	ESTATE WAGON	EGR/OXD/OTR/ / /CAN	350-4	A-3	4500	2.73	0.86	7.5	1.6	2.0
9R4-6										
	C COMMERCIAL CHASIS	EGR/PMP/OXD/OTR/ /CAN	425-4	A-3	5500	3.08	0.34	4.0	1.4	1.9
	DEVILLE/BROUGHAM	EGR/PMP/OXD/OTR/ /CAN	425-4	A-3	5000	2.28	0.31	4.1	1.7	2.2
	DEVILLE/BROUGHAM	EGR/OXD/OTR/ / /CAN	425-4	A-3	4500	2.28	0.63	6.3	1.7	2.0
	C DEVILLE/BROUGHAM	EGR/PMP/OXD/OTR/ /CAN	425-4	A-3	4500	2.28	0.29	3.3	1.3	2.7
9R4L-1										
	C CORVETTE	EGR/PMP/OXD/OTR/ /CAN	350-4	A-3	4000	3.55	0.18	0.75	1.5	4.5
	CORVETTE	EGR/PMP/OXD/OTR/ /CAN	350-4	M-4	4000	3.70	0.54	2.4	1.7	4.8
9R5-1										
	C CHEVETTE	EGR/PLS/OXD/ / /CAN	98-2	A-3	2500	3.70	0.27	4.4	1.2	1.1
	CHEVETTE	EGR/OXD/ / / /CAN	98-2	A-3	2500	3.70	0.63	8.2	1.6	2.4
9R5-2										
	C SUNBIRD	EGR/OXD/OTR/ / /CAN	151-2	A-3	3000	2.73	0.51	8.5	0.86	1.6
	C MONZA WAGON	EGR/OXD/OTR/ / /CAN	151-2	M-4	3000	2.93	0.35	5.4	0.73	0.95
9R6-2										
	SUNBIRD SAFARI WG	EGR/OXD/ / / /CAN	151-2	A-3	3000	2.73	0.38	9.5	2.0	1.5
	MONZA	EGR/OXD/ / / /CAN	151-2	A-3	3000	2.73	0.57	1[illegible].	1.6	2.0
HONDA - FAMILY COMBINATIONS CERTIFIED:		ENGINE FAMILY TEST VEHICLES								
79EB / 79FP (76)										
CIVIC	CIVIC	PMP/ / / / /CAN	76-2	M-4	2000	4.64	0.94	11.	1.4	1.1 *
	CIVIC	PMP/ / / / /CAN	76-2	S-A	2000	4.12	0.82	12.	1.6	N/A
(EXHAUST DETERIORATION FACTORS FOR -		PMP/ / / / /	FAMILY 79EB				± 1.000	1.000	1.000	N/A)
(EVAPOR. DETERIORATION FACTORS FOR -		/ / / / /CAN	FAMILY 79EB				± N/A	N/A	N/A	0.0)
79ED / 79FD (91)										
C CIVIC	CIVIC CVCC WAGON	OTR/ / / / /CAN	91-3	M-4	2250	4.43	0.72	4.6	1.7	N/A
CIVIC	C CIVIC	OTR/ / / / /CAN	91-3	M-4	2000	4.07	0.17	2.4	1.2	1.1 *
C CIVIC CVCC WAGON	CIVIC	OTR/ / / / /CAN	91-3	M-5	2000	3.88	1.0	4.9	1.8	N/A
CIVIC CVCC WAGON	CIVIC CVCC WAGON	OTR/ / / / /CAN	91-3	S-A	2250	4.12	0.39	4.0	1.2	1.5 *
	CIVIC	OTR/ / / / /CAN	91-3	S-A	2000	4.12	0.43	4.0	1.8	N/A

*NOTE: THIS VEH GENERATED EVAP EMIS AS WELL AS EXH EMIS TEST RESULTS: A COMPLETE LISTING OF ALL TEST VEHICLES BELONGING TO EACH EVAP EMIS FAMILY IS PROVIDED IN THE EVAP EMIS FAMILY SECTION BELOW.

1979 MODEL YEAR LIGHT-DUTY VEHICLES

MANUFACTURER / ENGINE FAMILY/EVAP-EMISS FAM (CUBIC INCH DISPLACEMENT) / CARLINES COVERED	VEHICLE CARLINE REPRESENTED	EMISSION CONTROL SYSTEM	ENGINE DISP.& CARB VENTURIS	T R A N S	INERTIA WEIGHT CLASS (LBS)	AXLE RATIO	CERTIFICATION LEVELS EXHAUST EMISSIONS (GRAMS/MILE) HYDRO-CARBONS	CARBON MONOXIDE	OXIDES OF NITROGEN	EVAPOR. EMISSIONS (GRAMS) HYDRO-CARBONS
HONDA - FAMILY COMBINATIONS CERTIFIED:		ENGINE FAMILY TEST VEHICLES								
79ED / 79FD (CONT.)										
(EXHAUST DETERIORATION FACTORS FOR -		OTR/ / / / /	FAMILY 79ED				: 1.000	1.000	1.000	N/A)
(EVAPOR. DETERIORATION FACTORS FOR -		/ / / / /CAN	FAMILY 79FD				: N/A	N/A	N/A	0.0)
79EK / 79FK (107)										
C ACCORD	C ACCORD	OTR/ / / / /CAN	107-3	M-5	2500	4.3R	0.14	2.4	1.2	N/A
ACCORD	ACCORD	OTR/ / / / /CAN	107-3	M-5	2500	4.3R	0.87	5.2	1.6	0.96 *
C PRELUDE	ACCORD	OTR/ / / / /CAN	107-3	M-5	2500	4.3R	0.25	3.5	1.5	N/A
PRELUDE	PRELUDE	OTR/ / / / /CAN	107-3	M-5	2500	4.3R	0.96	7.6	1.8	1.1 *
	ACCORD	OTR/ / / / /CAN	107-3	S-A	2500	4.12	0.34	4.9	1.8	N/A
	C ACCORD	OTR/ / / / /CAN	107-3	S-A	2500	4.12	0.16	3.6	1.2	N/A
(EXHAUST DETERIORATION FACTORS FOR -		OTR/ / / / /	FAMILY 79EK				: 1.000	1.049	1.027	N/A)
(EVAPOR. DETERIORATION FACTORS FOR -		/ / / / /CAN	FAMILY 79FK				: N/A	N/A	N/A	0.0)
HONDA - EVAP-EMISSION FAMILIES:		EVAPORATIVE-EMISSION FAMILY TEST VEHICLES								
79FB										
	CIVIC	PMP/ / / / /CAN	76-2	M-4	2000	4.64	0.94	11.	1.4	1.1
79FD										
	C CIVIC	OTR/ / / / /CAN	91-3	M-4	2000	4.07	0.17	2.4	1.2	1.1
	CIVIC CVCC WAGON	OTR/ / / / /CAN	91-3	S-A	2250	4.12	0.39	4.0	1.8	1.5
79FK										
	PRELUDE	OTR/ / / / /CAN	107-3	M-5	2500	4.3R	0.96	7.6	1.8	1.1
	ACCORD	OTR/ / / / /CAN	107-3	M-5	2500	4.3R	0.87	5.2	1.6	0.96
ISUZU - FAMILY COMBINATIONS CERTIFIED:		ENGINE FAMILY TEST VEHICLES								
G180Z-B / CRK-P (111)										
C OPEL	C OPEL	EGR/PMP/OXD/ / /CRK	111-2	A-3	2500	3.31	0.25	5.2	1.2	2.2 *
	C OPEL	EGR/PMP/OXD/ / /CRK	111-2	M-4	2500	3.15	0.23	3.0	1.2	N/A
	C OPEL	EGR/PMP/OXD/ / /CRK	111-2	M-5	2500	3.31	0.32	5.2	1.2	N/A
(EXHAUST DETERIORATION FACTORS FOR -		EGR/PMP/OXD/ / /	FAMILY G180Z-B				: 2.287	3.033	1.000	N/A)
(EVAPOR. DETERIORATION FACTORS FOR -		/ / / / /CRK	FAMILY CRK-P				: N/A	N/A	N/A	0.0)
G180Z-F / CRK-P (111)										
OPEL	OPEL	EGR/PMP/ / / /CRK	111-02	A-3	2500	3.31	1.2	11.	1.8	N/A
	OPEL	EGR/PMP/ / / /CRK	111-02	M-4	2500	3.15	1.1	12.	1.9	2.0 *
	OPEL	EGR/PMP/ / / /CRK	111-02	M-5	2500	3.31	1.2	12.	1.8	N/A
(EXHAUST DETERIORATION FACTORS FOR -		EGR/PMP/ / / /	FAMILY G180Z-F				: 1.000	1.000	1.000	N/A)
(EVAPOR. DETERIORATION FACTORS FOR -		/ / / / /CRK	FAMILY CRK-P				: N/A	N/A	N/A	0.0)
ISUZU - EVAP-EMISSION FAMILIES:		EVAPORATIVE-EMISSION FAMILY TEST VEHICLES								
CRK-P										
	C OPEL	EGR/PMP/OXD/ / /CRK	111-2	A-3	2500	3.31	0.25	5.2	1.2	2.2
	OPEL	EGR/PMP/ / / /CRK	111-02	M-4	2500	3.15	1.1	12.	1.9	2.0
LOTUS - FAMILY COMBINATIONS CERTIFIED:		ENGINE FAMILY TEST VEHICLES								
907 / 907 (120)										
C ESPRIT II	C ESPRIT II	PMP/OXD/ / / /CAN	120-2	M-5	2500	4.3R	0.24	2.1	1.3	3.0 *
C ELITE/SPRINT										
(EXHAUST DETERIORATION FACTORS FOR -		PMP/OXD/ / / /	FAMILY 907				: 1.476	1.146	1.000	N/A)
(EVAPOR. DETERIORATION FACTORS FOR -		/ / / / /CAN	FAMILY 907				: N/A	N/A	N/A	0.270)
907H / 907 (120)										
ESPRIT II	ESPRIT II	PLS/ / / / /CAN	120-2	M-5	2750	4.3R	1.2	13.	1.2	2.2 *
ELITE/SPRINT										

*NOTE: THIS VEH GENERATED EVAP EMIS AS WELL AS EXH EMIS TEST RESULTS; A COMPLETE LISTING OF ALL TEST VEHICLES BELONGING TO EACH EVAP EMIS FAMILY IS PROVIDED IN THE EVAP EMIS FAMILY SECTION BELOW.

1979 MODEL YEAR LIGHT-DUTY VEHICLES

MANUFACTURER / ENGINE FAMILY/EVAP-EMISS FAM (CUBIC INCH DISPLACEMENT) / CARLINES COVERED	VEHICLE CARLINE REPRESENTED	EMISSION CONTROL SYSTEM	ENGINE DISP.& CARB VENTURIS	T R A N S	INERTIA WEIGHT CLASS (LBS)	AXLE RATIO	CERTIFICATION LEVELS EXHAUST EMISSIONS (GRAMS/MILE) HYDRO-CARBONS	CARBON MONOXIDE	OXIDES OF NITROGEN	EVAPOR. EMISSIONS (GRAMS) HYDRO-CARBONS
LOTUS - FAMILY COMBINATIONS CERTIFIED:		ENGINE FAMILY TEST VEHICLES								
907H / 907 (CONT.)										
(EXHAUST DETERIORATION FACTORS FOR - PLS/ / / / /			FAMILY 907H				: 1.100	1.100	1.100	N/A)
(EVAPOR. DETERIORATION FACTORS FOR - / / / / /CAN			FAMILY 907				: N/A	N/A	N/A	0.0)
LOTUS - EVAP-EMISSION FAMILIES:		EVAPORATIVE-EMISSION FAMILY TEST VEHICLES								
907										
C ESPRIT II	PMP/OXD/ / / /CAN		120-2	M-S	2500	4.3R	0.24	2.1	1.3	3.0
ESPRIT II	PLS/ / / / /CAN		120-2	M-S	2750	4.3R	1.2	13.	1.2	2.2
MASERATI - FAMILY COMBINATIONS CERTIFIED:		ENGINE FAMILY TEST VEHICLES								
SS / SS										
(181)										
MERAK	MERAK	THM/PMP/ / / /CAN	181-6	M-S	3500	4.37	0.58	7.8	1.3	4.0 *
(EXHAUST DETERIORATION FACTORS FOR - THM/PMP/ / / /			FAMILY SS				: 1.100	1.100	1.100	N/A)
(EVAPOR. DETERIORATION FACTORS FOR - / / / / /CAN			FAMILY SS				: N/A	N/A	N/A	0.0)
MASERATI - EVAP-EMISSION FAMILIES:		EVAPORATIVE-EMISSION FAMILY TEST VEHICLES								
SS										
MERAK	THM/PMP/ / / /CAN		181-6	M-S	3500	4.37	0.58	7.8	1.3	4.0
MERCEDES BENZ - FAMILY COMBINATIONS CERTIFIED:		ENGINE FAMILY TEST VEHICLES								
79/2/V8E/69 / 79/2/EVAP/FI4										
(417)										
C 6.9	C 6.9	FI /EGR/PMP/OXD/ /CAN	417-FI	A-3	4500	2.65	0.32	5.3	1.1	0.71 *
(EXHAUST DETERIORATION FACTORS FOR - FI /EGR/PMP/OXD/ /			FAMILY 79/2/V8E/69				: 1.336	1.593	1.000	N/A)
(EVAPOR. DETERIORATION FACTORS FOR - / / / / /CAN			FAMILY 79/2/EVAP/FI4				: N/A	N/A	N/A	0.0)
79/2A/L6E/28 / 79/2/EVAP/FI2										
(168)										
240D/280E/300D	280SE/300SD	FI /EGR/PMP/OXD/ /CAN	168-FI	A-4	4000	3.69	1.1	3.3	1.6	N/A
	240D/280E/300D	FI /EGR/PMP/OXD/ /CAN	168-FI	A-4	4000	3.54	0.90	4.3	1.3	0.81 *
(EXHAUST DETERIORATION FACTORS FOR - FI /EGR/PMP/OXD/ /			FAMILY 79/2A/L6E/28				: 1.406	1.479	1.000	N/A)
(EVAPOR. DETERIORATION FACTORS FOR - / / / / /CAN			FAMILY 79/2/EVAP/FI2				: N/A	N/A	N/A	0.0)
79/2A/L6E/28 / 79/2/EVAP/FI4										
(168)										
280SE/300SD	280SE/300SD	FI /EGR/PMP/OXD/ /CAN	168-FI	A-4	4000	3.69	1.1	3.3	1.6	N/A
	240D/280E/300D	FI /EGR/PMP/OXD/ /CAN	168-FI	A-4	4000	3.54	0.90	4.3	1.3	N/A
(EXHAUST DETERIORATION FACTORS FOR - FI /EGR/PMP/OXD/ /			FAMILY 79/2A/L6E/28				: 1.406	1.479	1.000	N/A)
(EVAPOR. DETERIORATION FACTORS FOR - / / / / /CAN			FAMILY 79/2/EVAP/FI4				: N/A	N/A	N/A	0.0)
79/2A/V8E/45-107 / 79/2/EVAP/FI3C										
(276)										
450SLC	450SL	FI /EGR/PLS/OXD/ /CAN	276-FI	A-3	4000	3.06	0.55	7.3	1.3	N/A
(EXHAUST DETERIORATION FACTORS FOR - FI /EGR/PLS/OXD/ /			FAMILY 79/2A/V8E/45-107				: 1.349	1.395	1.000	N/A)
(EVAPOR. DETERIORATION FACTORS FOR - / / / / /CAN			FAMILY 79/2/EVAP/FI3C				: N/A	N/A	N/A	0.0)
79/2A/V8E/45-107 / 79/2/EVAP/FI3R										
(276)										
450SL	450SL	FI /EGR/PLS/OXD/ /CAN	276-FI	A-3	4000	3.06	0.55	7.3	1.3	0.88 *
(EXHAUST DETERIORATION FACTORS FOR - FI /EGR/PLS/OXD/ /			FAMILY 79/2A/V8E/45-107				: 1.349	1.395	1.000	N/A)
(EVAPOR. DETERIORATION FACTORS FOR - / / / / /CAN			FAMILY 79/2/EVAP/FI3R				: N/A	N/A	N/A	0.0)
79/2A/V8E/45-116 / 79/2/EVAP/FI4										
(276)										
450SEL	450SEL	FI /EGR/PLS/OXD/ /CAN	276-FI	A-3	4500	3.06	0.54	5.4	1.7	0.82 *

*NOTE: THIS VEH GENERATED EVAP EMIS AS WELL AS EXH EMIS TEST RESULTS; A COMPLETE LISTING OF ALL TEST VEHICLES BELONGING TO EACH EVAP EMIS FAMILY IS PROVIDED IN THE EVAP EMIS FAMILY SECTION BELOW.

1979 MODEL YEAR LIGHT-DUTY VEHICLES

MANUFACTURER / ENGINE FAMILY/EVAP-EMISS FAM (CUBIC INCH DISPLACEMENT) / CARLINES COVERED — VEHICLE CARLINE REPRESENTED	EMISSION CONTROL SYSTEM	ENGINE DISP.& CARB VENTURIS	TRANS	INERTIA WEIGHT CLASS (LBS)	AXLE RATIO	CERTIFICATION LEVELS: EXHAUST EMISSIONS (GRAMS/MILE) HYDRO-CARBONS	CARBON MONOXIDE	OXIDES OF NITROGEN	EVAPOR. EMISSIONS (GRAMS) HYDRO-CARBONS
MERCEDES BENZ - FAMILY COMBINATIONS CERTIFIED:									
ENGINE FAMILY TEST VEHICLES									
79/2A/V8E/45-116 / 79/2/EVAP/FI4 (CONT.)									
(EXHAUST DETERIORATION FACTORS FOR -	FI /EGR/PLS/OXD/	/	FAMILY 79/2A/V8F/45-116			: 1.340	1.534	1.000	N/A)
(EVAPOR. DETERIORATION FACTORS FOR -	/ / / /	/CAN	FAMILY 79/2/EVAP/FI4			: N/A	N/A	N/A	0.0)
79/2B/L6E/28 / 79/2/EVAP/FI2 (168)									
C 240D/280E/300D — C 240D/280E/300D	FI /EGR/PMP/OXD/	/CAN	168-FI	A-4	4000 3.54	0.34	1.7	1.3	N/A
C 280SE/300SD	FI /EGR/PMP/OXD/	/CAN	168-FI	A-4	4000 3.69	0.34	1.9	1.0	N/A
(EXHAUST DETERIORATION FACTORS FOR -	FI /EGR/PMP/OXD/	/	FAMILY 79/2B/L6E/2B			: 1.087	1.235	1.134	N/A)
(EVAPOR. DETERIORATION FACTORS FOR -	/ / / /	/CAN	FAMILY 79/2/EVAP/FI2			: N/A	N/A	N/A	0.0)
79/2B/L6E/28 / 79/2/EVAP/FI4 (168)									
C 280SE/300SD — C 280SE/300SD	FI /EGR/PMP/OXD/	/CAN	168-FI	A-4	4000 3.69	0.34	1.9	1.0	0.74 *
C 240D/280E/300D	FI /EGR/PMP/OXD/	/CAN	168-FI	A-4	4000 3.54	0.34	1.7	1.3	N/A
(EXHAUST DETERIORATION FACTORS FOR -	FI /EGR/PMP/OXD/	/	FAMILY 79/2B/L6E/2B			: 1.087	1.235	1.134	N/A)
(EVAPOR. DETERIORATION FACTORS FOR -	/ / / /	/CAN	FAMILY 79/2/EVAP/FI4			: N/A	N/A	N/A	0.0)
79/2B/V8E/45-107 / 79/2/EVAP/FI3C (276)									
C 450SLC — C 450SL	FI /EGR/PMP/OXD/	/CAN	276-FI	A-3	4000 3.06	0.30	1.3	0.98	N/A
450SLC	FI /EGR/PMP/OXD/	/CAN	276-FI	A-3	4000 3.06	0.30	1.7	1.1	0.77 *
(EXHAUST DETERIORATION FACTORS FOR -	FI /EGR/PMP/OXD/	/	FAMILY 79/2B/V8E/45-107			: 1.322	1.324	1.000	N/A)
(EVAPOR. DETERIORATION FACTORS FOR -	/ / / /	/CAN	FAMILY 79/2/EVAP/FI3C			: N/A	N/A	N/A	0.0)
79/2B/V8E/45-107 / 79/2/EVAP/FI3R (276)									
C 450SL — 450SLC	FI /EGR/PMP/OXD/	/CAN	276-FI	A-3	4000 3.06	0.30	1.7	1.1	N/A
C 450SL	FI /EGR/PMP/OXD/	/CAN	276-FI	A-3	4000 3.06	0.30	1.3	0.98	N/A
(EXHAUST DETERIORATION FACTORS FOR -	FI /EGR/PMP/OXD/	/	FAMILY 79/2B/V8E/45-107			: 1.322	1.324	1.000	N/A)
(EVAPOR. DETERIORATION FACTORS FOR -	/ / / /	/CAN	FAMILY 79/2/EVAP/FI3R			: N/A	N/A	N/A	0.0)
79/2B/V8E/45-116 / 79/2/EVAP/FI4 (276)									
C 450SEL — C 450SEL	FI /EGR/PMP/OXD/	/CAN	276-FI	A-3	4500 3.06	0.35	3.4	1.2	N/A
(EXHAUST DETERIORATION FACTORS FOR -	FI /EGR/PMP/OXD/	/	FAMILY 79/2B/V8F/45-116			: 1.347	1.375	1.000	N/A)
(EVAPOR. DETERIORATION FACTORS FOR -	/ / / /	/CAN	FAMILY 79/2/EVAP/FI4			: N/A	N/A	N/A	0.0)
MERCEDES BENZ - EVAP-EMISSION FAMILIES:									
EVAPORATIVE-EMISSION FAMILY TEST VEHICLES									
79/2/EVAP/FI2 — 240D/280E/300D	FI /EGR/PMP/OXD/	/CAN	168-FI	A-4	4000 3.54	0.90	4.3	1.3	0.81
79/2/EVAP/FI3C — 450SLC	FI /EGR/PMP/OXD/	/CAN	276-FI	A-3	4000 3.06	0.30	1.7	1.1	0.77
79/2/EVAP/FI3R — 450SL	FI /EGR/PLS/OXD/	/CAN	276-FI	A-3	4000 3.06	0.55	7.3	1.3	0.88
79/2/EVAP/FI4 — C 280SE/300SD	FI /EGR/PMP/OXD/	/CAN	168-FI	A-4	4000 3.69	0.34	1.9	1.0	0.74
450SEL	FI /EGR/PLS/OXD/	/CAN	276-FI	A-3	4500 3.06	0.54	5.4	1.7	0.82
C 6.9	FI /EGR/PLS/OXD/	/CAN	417-FI	A-3	4500 2.65	0.32	5.3	1.1	0.71
MITSUBISHI - FAMILY COMBINATIONS CERTIFIED:									
ENGINE FAMILY TEST VEHICLES									
4G1M-C / E-79-1 (86)									
C CHAMP — C CHAMP *	EGR/OXD/ / /	/CAN	86-2	M-4X2	2000 3.47	0.19	3.2	1.2	N/A
C COLT HATCHBACK — C CHAMP	EGR/OXD/ / /	/CAN	86-2	M-4X2	2250 3.47	0.19	2.5	1.4	2.7 *
C COLT HATCHBACK	EGR/OXD/ / /	/CAN	86-2	M-4	2000 3.17	0.20	4.0	0.91	1.9 *
C CHAMP	EGR/OXD/ / /	/CAN	86-2	M-4X2	2000 3.47	0.29	4.4	1.0	N/A
C CHAMP	EGR/OXD/ / /	/CAN	86-2	M-4X2	2250 3.47	0.21	3.9	0.91	2.6 *
(EXHAUST DETERIORATION FACTORS FOR -	EGR/OXD/ / / /		FAMILY 4G1M-C			: 1.019	1.009	1.000	N/A)
(EVAPOR. DETERIORATION FACTORS FOR -	/ / / /	/CAN	FAMILY E-79-1			: N/A	N/A	N/A	0.0)

* NOTE: THIS VEH GENERATED EVAP EMIS AS WELL AS EXH EMIS TEST RESULTS: A COMPLETE LISTING OF ALL TEST VEHICLES BELONGING TO EACH EVAP EMIS FAMILY IS PROVIDED IN THE EVAP EMIS FAMILY SECTION BELOW.

1979 MODEL YEAR LIGHT-DUTY VEHICLES

MANUFACTURER / ENGINE FAMILY/EVAP-EMISS FAM (CUBIC INCH DISPLACEMENT) CARLINES COVERED	VEHICLE CARLINE REPRESENTED	EMISSION CONTROL SYSTEM	ENGINE DISP.& CARB VENTURIS	TRANS CLASS	INERTIA WEIGHT (LBS)	AXLE RATIO	CERTIFICATION LEVELS EXHAUST EMISSIONS (GRAMS/MILE) HYDRO-CARBONS	CARBON MONOXIDE	OXIDES OF NITROGEN	EVAPOR. EMISSIONS (GRAMS) HYDRO-CARBONS
MITSUBISHI - FAMILY COMBINATIONS CERTIFIED:		ENGINE FAMILY TEST VEHICLES								
4G1M-F / E-79-1										
(86)										
CHAMP	CHAMP	EGR/OXD/ / / /CAN	86-2	M-4X2	2250	3.47	0.48	4.3	1.9	2.5 *
COLT HATCHBACK	CHAMP	EGR/OXD/ / / /CAN	86-2	M-4X2	2000	3.47	0.45	3.4	1.3	N/A
	CHAMP	EGR/OXD/ / / /CAN	86-2	M-4	2000	3.17	0.55	3.3	1.5	2.7 *
	CHAMP	EGR/OXD/ / / /CAN	86-2	M-4X2	2000	3.47	0.45	3.9	1.8	N/A
	CHAMP	EGR/OXD/ / / /CAN	86-2	M-4X2	2250	3.47	0.50	5.4	1.4	2.0 *
(EXHAUST DETERIORATION FACTORS FOR -		EGR/OXD/ / / /	FAMILY 4G1M-F				: 1.070	1.076	1.000	N/A)
(EVAPOR. DETERIORATION FACTORS FOR -		/ / / / /CAN	FAMILY E-79-1				: N/A	N/A	N/A	0.0)
4G3M-C / E-79-1										
(98)										
C COLT HATCHBACK	C CHAMP	EGR/OXD/ / / /CAN	98-2	M-4X2	2250	3.47	0.25	4.6	1.0	2.2 *
C CHAMP	C CHAMP	EGR/OXD/ / / /CAN	98-2	M-4X2	2250	3.47	0.21	4.1	1.1	2.5 *
(EXHAUST DETERIORATION FACTORS FOR -		EGR/OXD/ / / /	FAMILY 4G3M-C				: 1.022	1.001	1.000	N/A)
(EVAPOR. DETERIORATION FACTORS FOR -		/ / / / /CAN	FAMILY E-79-1				: N/A	N/A	N/A	0.0)
4G3M-F / E-79-1										
(98)										
C COLT HATCHBACK	COLT HATCHBACK	EGR/OXD/ / / /CAN	98-2	M-4X2	2250	3.47	0.45	4.6	1.3	2.2 *
C CHAMP	COLT HATCHBACK	EGR/OXD/ / / /CAN	98-2	M-4X2	2250	3.47	0.39	4.2	1.3	3.5 *
(EXHAUST DETERIORATION FACTORS FOR -		EGR/OXD/ / / /	FAMILY 4G3M-F				: 1.060	1.050	1.010	N/A)
(EVAPOR. DETERIORATION FACTORS FOR -		/ / / / /CAN	FAMILY E-79-1				: N/A	N/A	N/A	0.0)
4G3P-C / E-79										
(98)										
C COLT	C ARROW	EGR/OXD/ / / /CAN	98-02	A-3	2500	3.54	0.25	3.9	1.2	3.4 *
C ARROW	C COLT	EGR/OXD/ / / /CAN	98-02	M-4	2250	3.54	0.24	7.2	0.98	2.1 *
C CHALLENGER	C CHALLENGER	EGR/OXD/ / / /CAN	98-02	M-5	2750	4.22	0.28	6.2	1.1	1.6 *
C SAPPORO										
C COLT WAGON										
C LANCER										
C CELESTE										
(EXHAUST DETERIORATION FACTORS FOR -		EGR/OXD/ / / /	FAMILY 4G3P-C				: 1.064	1.012	1.000	N/A)
(EVAPOR. DETERIORATION FACTORS FOR -		/ / / / /CAN	FAMILY E-79				: N/A	N/A	N/A	0.0)
4G3P-F / E-79										
(98)										
COLT	COLT	EGR/OXD/ / / /CAN	98-02	M-4	2250	3.31	0.45	6.1	1.5	N/A
LANCER	ARROW	EGR/OXD/ / / /CAN	98-2	M-4	2500	3.91	0.41	5.6	1.8	2.2 *
ARROW	COLT WAGON	EGR/OXD/ / / /CAN	98-02	M-4	2750	3.91	0.42	9.6	1.2	2.8 *
CELESTE	CHALLENGER	EGR/OXD/ / / /CAN	98-02	M-5	2750	4.22	0.44	9.5	1.4	2.1 *
CHALLENGER										
SAPPORO										
COLT WAGON										
(EXHAUST DETERIORATION FACTORS FOR -		EGR/OXD/ / / /	FAMILY 4G3P-F				: 1.088	1.093	1.000	N/A)
(EVAPOR. DETERIORATION FACTORS FOR -		/ / / / /CAN	FAMILY E-79				: N/A	N/A	N/A	0.0)
4G5M-C / E-79										
(156)										
C ARROW	C CHALLENGER	EGR/OXD/ / / /CAN	156-02	A-3	3000	3.31	0.28	5.0	1.0	3.2 *
C CHALLENGER	C COLT WAGON	EGR/OXD/ / / /CAN	156-02	A-3	3000	3.31	0.19	4.5	0.85	3.6 *
C SAPPORO	C ARROW	EGR/OXD/ / / /CAN	156-02	A-3	2750	3.54	0.23	6.1	0.85	2.8 *
C COLT WAGON	C ARROW	EGR/OXD/ / / /CAN	156-02	M-5	2750	3.54	0.11	4.0	0.75	2.6 *
C CELESTE	C SAPPORO	EGR/OXD/ / / /CAN	156-02	M-5	3000	3.31	0.25	8.1	0.80	2.5 *
C LANCER WAGON										
(EXHAUST DETERIORATION FACTORS FOR -		EGR/OXD/ / / /	FAMILY 4G5M-C				: 1.034	1.002	1.000	N/A)
(EVAPOR. DETERIORATION FACTORS FOR -		/ / / / /CAN	FAMILY E-79				: N/A	N/A	N/A	0.0)
4G5M-F / E-79										
(156)										
ARROW	COLT WAGON	EGR/OXD/ / / /CAN	156-02	M-5	3000	3.31	0.49	9.2	1.6	2.4 *
CELESTE	CHALLENGER	EGR/OXD/ / / /CAN	156-02	M-5	3000	3.31	0.33	7.3	1.4	3.5 *
CHALLENGER	ARROW	EGR/OXD/ / / /CAN	156-2	M-5	2750	3.54	0.44	10.	1.1	2.3 *
SAPPORO										
COLT WAGON										
LANCER WAGON										
(EXHAUST DETERIORATION FACTORS FOR -		EGR/OXD/ / / /	FAMILY 4G5M-F				: 1.075	1.061	1.009	N/A)
(EVAPOR. DETERIORATION FACTORS FOR -		/ / / / /CAN	FAMILY E-79				: N/A	N/A	N/A	0.0)

*NOTE: THIS VEH GENERATED EVAP EMIS AS WELL AS EXH EMIS TEST RESULTS; A COMPLETE LISTING OF ALL TEST VEHICLES BELONGING TO EACH EVAP EMIS FAMILY IS PROVIDED IN THE EVAP EMIS FAMILY SECTION BELOW.

1979 MODEL YEAR LIGHT-DUTY VEHICLES

MANUFACTURER / ENGINE FAMILY/EVAP-FMISS FAM (CUBIC INCH DISPLACEMENT) / CARLINES COVERED	VEHICLE CARLINE REPRESENTED	EMISSION CONTROL SYSTEM	ENGINE DISP.& CARB VENTURIS	TRANS	INERTIA WEIGHT CLASS (LBS)	AXLE RATIO	CERTIFICATION LEVELS: EXHAUST FMISSIONS (GRAMS/MILE) HYDRO-CARBONS	CARBON MONOXIDE	OXIDES OF NITROGEN	EVAPOR. EMISSIONS (GRAMS) HYDRO-CARBONS
MITSUBISHI - EVAP-EMISSION FAMILIES:		EVAPORATIVE-EMISSION FAMILY TEST VEHICLES								
E-79										
	C ARROW	EGR/OXD/ / / /CAN	98-02	A-3	2500	3.54	0.25	3.9	1.2	3.4
	COLT WAGON	EGR/OXD/ / / /CAN	98-02	M-4	2750	3.91	0.42	9.6	1.2	2.8
	ARROW	EGR/OXD/ / / /CAN	98-2	M-4	2500	3.91	0.41	5.6	1.8	2.2
	C COLT	EGR/OXD/ / / /CAN	98-02	M-4	2250	3.54	0.24	7.2	0.98	2.1
	C CHALLENGER	EGR/OXD/ / / /CAN	98-02	M-5	2750	4.22	0.28	6.2	1.1	1.6
	CHALLENGER	EGR/OXD/ / / /CAN	98-02	M-5	2750	4.22	0.44	9.5	1.4	2.1
	C ARROW	EGR/OXD/ / / /CAN	156-02	A-3	2750	3.54	0.23	6.1	0.85	2.8
	C COLT WAGON	EGR/OXD/ / / /CAN	156-02	A-3	3000	3.31	0.19	4.5	0.85	3.6
	C CHALLENGER	EGR/OXD/ / / /CAN	156-02	A-3	3000	3.31	0.28	5.0	1.0	3.2
	C SAPPORO	EGR/OXD/ / / /CAN	156-02	M-5	3000	3.31	0.25	8.1	0.80	2.5
	ARROW	EGR/OXD/ / / /CAN	156-2	M-5	2750	3.54	0.49	15.	1.1	2.3
	COLT WAGON	EGR/OXD/ / / /CAN	156-02	M-5	3000	3.31	0.49	9.2	1.6	2.4
	C ARROW	EGR/OXD/ / / /CAN	156-02	M-5	2750	3.54	0.11	4.0	0.75	2.6
	CHALLENGER	EGR/OXD/ / / /CAN	156-02	M-5	3000	3.31	0.33	7.3	1.4	3.5
E-79-1										
	C CHAMP	EGR/OXD/ / / /CAN	86-2	M-4X2	2250	3.47	0.21	3.9	0.91	2.6
	C CHAMP	EGR/OXD/ / / /CAN	86-2	M-4X2	2250	3.47	0.19	2.5	1.4	2.7
	CHAMP	EGR/OXD/ / / /CAN	86-2	M-4X2	2250	3.47	0.44	4.3	1.9	2.5
	CHAMP	EGR/OXD/ / / /CAN	86-2	M-4X2	2250	3.47	0.50	5.4	1.4	2.0
	C COLT HATCHBACK	EGR/OXD/ / / /CAN	86-2	M-4	2000	3.17	0.20	4.0	0.91	1.9
	CHAMP	EGR/OXD/ / / /CAN	86-2	M-4	2000	3.17	0.55	3.3	1.5	2.7
	C CHAMP	EGR/OXD/ / / /CAN	98-2	M-4X2	2250	3.47	0.25	4.6	1.0	2.2
	COLT HATCHBACK	EGR/OXD/ / / /CAN	98-2	M-4X2	2250	3.47	0.45	4.6	1.3	2.2
	COLT HATCHBACK	EGR/OXD/ / / /CAN	98-2	M-4X2	2250	3.47	0.39	4.2	1.3	3.5
	C CHAMP	EGR/OXD/ / / /CAN	98-2	M-4X2	2250	3.47	0.21	4.1	1.1	2.5
NISSAN - FAMILY COMBINATIONS CERTIFIED:		ENGINE FAMILY TEST VEHICLES								
A140C / EVP-CARB-2 (85, 91)										
C 210	C 210	EGR/PMP/OXD/ / /CAN	85-2	A-3	2250	3.88	0.29	4.5	1.2	N/A
C 210 WAGON	C 210	EGR/PMP/OXD/ / /CAN	85-2	M-4	2250	3.70	0.25	5.2	1.2	N/A
	C 210 WAGON	EGR/PMP/OXD/ / /CAN	85-2	M-5	2500	3.70	0.41	7.5	1.1	N/A
	C 210 WAGON	EGR/PMP/OXD/ / /CAN	91-2	A-3	2500	3.88	0.21	5.4	0.94	2.0 *
(EXHAUST DETERIORATION FACTORS FOR -		EGR/PMP/OXD/ / /	FAMILY A140C				: 1.335	1.418	1.000	N/A)
(EVAPOR. DETERIORATION FACTORS FOR -		/ / / / /CAN	FAMILY EVP-CARB-2				: N/A	N/A	N/A	0.0)
A140F / EVP-CARB-2 (85, 91)										
210	210	EGR/PMP/ / / /CAN	85-2	A-3	2250	3.88	1.1	9.7	1.6	N/A
210 WAGON	210	EGR/PMP/ / / /CAN	85-2	M-4	2250	3.70	1.3	11.	1.7	N/A
	210	EGR/PMP/ / / /CAN	85-2	M-5	2250	3.70	1.4	12.	1.7	N/A
	210 WAGON	EGR/PMP/ / / /CAN	91-2	A-3	2500	3.88	0.97	10.	1.6	N/A
(EXHAUST DETERIORATION FACTORS FOR -		EGR/PMP/ / / /	FAMILY A140F				: 1.000	1.022	1.008	N/A)
(EVAPOR. DETERIORATION FACTORS FOR -		/ / / / /CAN	FAMILY EVP-CARB-2				: N/A	N/A	N/A	0.0)
A141F / EVP-CARB-2 (85)										
210	210	EGR/PLS/OXD/ / /CAN	85-2	M-5	2250	3.70	0.93	5.8	1.5	N/A
(EXHAUST DETERIORATION FACTORS FOR -		EGR/PLS/OXD/ / /	FAMILY A141F				: 2.015	1.486	1.002	N/A)
(EVAPOR. DETERIORATION FACTORS FOR -		/ / / / /CAN	FAMILY EVP-CARB-2				: N/A	N/A	N/A	0.0)
A142C / EVP-CARB-2N (85)										
C 310	C 310	EGR/PMP/OXD/ / /CAN	85-2	M-4	2250	3.47	0.27	3.7	0.88	1.4 *
	C 310	EGR/PMP/OXD/ / /CAN	85-2	M-5	2250	3.47	0.34	5.5	0.91	N/A
(EXHAUST DETERIORATION FACTORS FOR -		EGR/PMP/OXD/ / /	FAMILY A142C				: 1.335	1.418	1.000	N/A)
(EVAPOR. DETERIORATION FACTORS FOR -		/ / / / /CAN	FAMILY EVP-CARB-2N				: N/A	N/A	N/A	0.0)
A142F / EVP-CARB-2N (85)										
310	310	EGR/PMP/ / / /CAN	85-2	M-4	2250	3.47	1.4	12.	1.8	N/A
	310	EGR/PMP/ / / /CAN	85-2	M-5	2250	3.47	1.4	11.	1.8	N/A
(EXHAUST DETERIORATION FACTORS FOR -		EGR/PMP/ / / /	FAMILY A142F				: 1.000	1.022	1.008	N/A)
(EVAPOR. DETERIORATION FACTORS FOR -		/ / / / /CAN	FAMILY EVP-CARB-2N				: N/A	N/A	N/A	0.0)

*NOTE: THIS VEH GENERATED EVAP EMIS AS WELL AS EXH EMIS TEST RESULTS! A COMPLETE LISTING OF ALL TEST VEHICLES BELONGING TO EACH EVAP EMIS FAMILY IS PROVIDED IN THE EVAP EMIS FAMILY SECTION BELOW. *

1979 MODEL YEAR LIGHT-DUTY VEHICLES

MANUFACTURER / ENGINE FAMILY/EVAP-EMISS FAM (CUBIC INCH DISPLACEMENT) / CARLINES COVERED	VEHICLE CARLINE REPRESENTED	EMISSION CONTROL SYSTEM	ENGINE DISP.& CARB VENTURIS	T R A N S	INERTIA WEIGHT CLASS (LBS)	AXLE RATIO	CERTIFICATION LEVELS EXHAUST EMISSIONS (GRAMS/MILE) HYDRO-CARBONS	CARBON MONOXIDE	OXIDES OF NITROGEN	EVAPOR. EMISSIONS (GRAMS) HYDRO-CARBONS
NISSAN - FAMILY COMBINATIONS CERTIFIED:		ENGINE FAMILY TEST VEHICLES								
L200F / EVP-CARB-1 (119)										
200 SX	510 WAGON	EGR/PMP/ / / /CAN	119-2	A-3	2750	3.54	1.3	11.	2.0	N/A
510	510	EGR/PMP/ / / /CAN	119-2	A-3	2500	3.54	1.4	9.2	1.9	N/A
510 WAGON	200 SX	EGR/PMP/ / / /CAN	119-2	M-5	2750	3.89	1.1	9.9	1.7	N/A
	510	EGR/PMP/ / / /CAN	119-2	M-5	2500	3.54	1.3	9.4	2.0	N/A
(EXHAUST DETERIORATION FACTORS FOR -		EGR/PMP/ / / /	FAMILY L200F				: 1.074	1.077	1.000	N/A)
(EVAPOR. DETERIORATION FACTORS FOR -		/ / / / /CAN	FAMILY EVP-CARB-1				: N/A	N/A	N/A	0.180)
L201C / EVP-CARB-1 (119)										
C 200 SX	C 510 WAGON	EGR/PMP/OXD/ / /CAN	119-2	A-3	2750	3.54	0.23	4.4	1.2	2.0 *
C 510	C 510	EGR/PMP/OXD/ / /CAN	119-2	M-5	2500	3.54	0.21	2.8	1.2	N/A
C 510 WAGON	C 200 SX	EGR/PMP/OXD/ / /CAN	119-2	M-5	2750	3.89	0.22	2.2	1.0	2.0 *
(EXHAUST DETERIORATION FACTORS FOR -		EGR/PMP/OXD/ / /	FAMILY L201C				: 1.160	1.006	1.000	N/A)
(EVAPOR. DETERIORATION FACTORS FOR -		/ / / / /CAN	FAMILY EVP-CARB-1				: N/A	N/A	N/A	0.180)
L241/281C / EVP-EFI-1 (146,168)										
C 810	C 810	FI /EGR/OXD/ / /CAN	146-FI	A-3	3000	3.70	0.34	3.6	1.1	N/A
C 810 WAGON	C 810 WAGON	FI /EGR/OXD/ / /CAN	146-FI	M-4	3000	3.70	0.37	4.5	1.1	2.7 *
C 280ZX	280ZX 2+2	FI /EGR/OXD/ / /CAN	168-FI	A-3	3000	3.54	0.95	5.9	1.4	N/A
C 280ZX 2+2	C 280ZX 2+2	FI /EGR/OXD/ / /CAN	168-FI	A-3	3000	3.54	0.34	4.2	1.3	1.4 *
280ZX	C 280ZX	FI /EGR/OXD/ / /CAN	168-FI	M-5	3000	3.36	0.30	3.6	1.2	N/A
280ZX 2+2										
(EXHAUST DETERIORATION FACTORS FOR -		FI /EGR/OXD/ / /	FAMILY L241/281C				: 1.123	1.000	1.000	N/A)
(EVAPOR. DETERIORATION FACTORS FOR -		/ / / / /CAN	FAMILY EVP-EFI-1				: N/A	N/A	N/A	0.0)
L241F / EVP-EFI-1 (146)										
810	810	FI /EGR/PLS/OXD/ /CAN	146-FI	A-3	3000	3.70	0.76	6.9	1.6	0.92 *
810 WAGON	810	FI /EGR/PLS/OXD/ /CAN	146-FI	M-5	3000	3.70	0.91	5.5	1.5	N/A
(EXHAUST DETERIORATION FACTORS FOR -		FI /EGR/PLS/OXD/ /	FAMILY L241F				: 1.655	1.613	1.000	N/A)
(EVAPOR. DETERIORATION FACTORS FOR -		/ / / / /CAN	FAMILY EVP-EFI-1				: N/A	N/A	N/A	0.0)
L280F / EVP-EFI-1 (168)										
280ZX	280ZX 2+2	FI /EGR/ / / /CAN	168-FI	A-3	3000	3.54	1.4	9.4	1.7	N/A
280ZX 2+2	280ZX	FI /EGR/ / / /CAN	168-FI	M-5	3000	3.36	1.3	8.5	1.9	N/A
(EXHAUST DETERIORATION FACTORS FOR -		FI /EGR/ / / /	FAMILY L280F				: 1.175	1.179	1.000	N/A)
(EVAPOR. DETERIORATION FACTORS FOR -		/ / / / /CAN	FAMILY EVP-EFI-1				: N/A	N/A	N/A	0.0)
NISSAN - EVAP-EMISSION FAMILIES:		EVAPORATIVE-EMISSION FAMILY TEST VEHICLES								
EVP-CARB-1	C 510 WAGON	EGR/PMP/OXD/ / /CAN	119-2	A-3	2750	3.54	0.23	4.4	1.2	2.0
	C 200 SX	EGR/PMP/OXD/ / /CAN	119-2	M-5	2750	3.89	0.22	2.2	1.0	2.0
EVP-CARB-2	C 210 WAGON	EGR/PMP/OXD/ / /CAN	91-2	A-3	2500	3.88	0.21	5.4	0.94	2.0
EVP-CARB-2N	C 310	EGR/PMP/OXD/ / /CAN	85-2	M-4	2250	3.47	0.27	3.7	0.88	1.4
EVP-EFI-1	810	FI /EGR/PLS/OXD/ /CAN	146-FI	A-3	3000	3.70	0.76	6.9	1.6	0.92
	C 810 WAGON	FI /EGR/OXD/ / /CAN	146-FI	M-4	3000	3.70	0.37	4.5	1.1	2.7
	C 280ZX 2+2	FI /EGR/OXD/ / /CAN	168-FI	A-3	3000	3.54	0.36	4.2	1.3	1.4
PANTHER - FAMILY COMBINATIONS CERTIFIED:		ENGINE FAMILY TEST VEHICLES								
JAGUAR 4.2L/50 / 4.2L/50/E1 (258)										
C J.72	C J.72	EGR/PMP/OXD/ / /CAN	258-2	M-4	3500	3.54	0.40	7.2	1.2	5.4 *
(EXHAUST DETERIORATION FACTORS FOR -		EGR/PMP/OXD/ / /	FAMILY JAGUAR 4.2L/50				: 1.000	1.000	1.000	N/A)
(EVAPOR. DETERIORATION FACTORS FOR -		/ / / / /CAN	FAMILY 4.2L/50/E1				: N/A	N/A	N/A	0.570)

*NOTE: THIS VEH GENERATED EVAP EMIS AS WELL AS EXH EMIS TEST RESULTS; A COMPLETE LISTING OF ALL TEST VEHICLES BELONGING TO EACH EVAP EMIS FAMILY IS PROVIDED IN THE EVAP EMIS FAMILY SECTION BELOW.

1979 MODEL YEAR LIGHT-DUTY VEHICLES

MANUFACTURER / ENGINE FAMILY/EVAP-EMISS FAM (CUBIC INCH DISPLACEMENT) / CARLINES COVERED	VEHICLE CARLINE REPRESENTED	EMISSION CONTROL SYSTEM	ENGINE DISP.& CARB VENTURIS	T R A N S	INERTIA WEIGHT CLASS (LBS)	AXLE RATIO	CERTIFICATION LEVELS EXHAUST EMISSIONS (GRAMS/MILE) HYDRO-CARBONS	CARBON MONOXIDE	OXIDES OF NITROGEN	EVAPOR. EMISSIONS (GRAMS) HYDRO-CARBONS
PANTHER - FAMILY COMBINATIONS CERTIFIED:		ENGINE FAMILY TEST VEHICLES								
VAUXHALL 2.3L/S0 / 2.3L/E1 (139)										
C LIMA	C LIMA	EGR/PMP/OXD/3WY/ /CAN	139-2	M-4	2250	3.46	0.59	9.0	0.89	4.8 *
(EXHAUST DETERIORATION FACTORS FOR -		EGR/PMP/OXD/3WY/ /	FAMILY VAUXHALL 2.3L/S0				: 1.900	1.700	1.200	N/A)
(EVAPOR. DETERIORATION FACTORS FOR -		/ / / / /CAN	FAMILY 2.3L/E1				: N/A	N/A	N/A	0.0)
PANTHER - EVAP-EMISSION FAMILIES:		EVAPORATIVE-EMISSION FAMILY TEST VEHICLES								
2.3L/E1										
	C LIMA	EGR/PMP/OXD/3WY/ /CAN	139-2	M-4	2250	3.46	0.59	9.0	0.89	4.8
4.2L/S0/E1										
	C J.72	EGR/PMP/OXD/ / /CAN	258-2	M-4	3500	3.54	0.40	7.2	1.2	5.4
PEUGEOT - FAMILY COMBINATIONS CERTIFIED:		ENGINE FAMILY TEST VEHICLES								
XNAC / XNA (120)										
C 504	C 504 WAGON	EGR/PMP/OXD/ / /CAN	120-2	A-3	3500	4.11	0.23	4.3	1.1	N/A
C 504 WAGON	C 504	EGR/PMP/OXD/ / /CAN	120-2	A-3	3500	3.89	0.19	5.6	1.1	2.5 *
	C 504	EGR/PMP/OXD/ / /CAN	120-2	M-4	3500	3.89	0.40	7.1	1.4	N/A
	C 504 WAGON	EGR/PMP/OXD/ / /CAN	120-2	M-4	3500	4.11	0.23	5.1	1.1	3.4 *
(EXHAUST DETERIORATION FACTORS FOR -		EGR/PMP/OXD/ / /	FAMILY XNAC				: 1.000	1.339	1.000	N/A)
(EVAPOR. DETERIORATION FACTORS FOR -		/ / / / /CAN	FAMILY XNA				: N/A	N/A	N/A	0.0)
151.9.Z / 151 (174)										
C 604	C 604	EGR/PMP/OXD/ / /CAN	174-3	A-3	3500	3.58	0.28	4.2	1.1	N/A
	C 604	EGR/PMP/OXD/ / /CAN	174-3	M-5	3500	3.70	0.19	2.0	0.97	N/A
(EXHAUST DETERIORATION FACTORS FOR -		EGR/PMP/OXD/ / /	FAMILY 151.9.Z				: 1.217	1.087	1.232	N/A)
(EVAPOR. DETERIORATION FACTORS FOR -		/ / / / /CAN	FAMILY 151				: N/A	N/A	N/A	0.341)
PEUGEOT - EVAP-EMISSION FAMILIES:		EVAPORATIVE-EMISSION FAMILY TEST VEHICLES								
XNA										
	C 504	EGR/PMP/OXD/ / /CAN	120-2	A-3	3500	3.89	0.19	5.6	1.1	2.5
	C 504 WAGON	EGR/PMP/OXD/ / /CAN	120-2	M-4	3500	4.11	0.23	5.1	1.1	3.4
151										
	C 604	EGR/PMP/OXD/ / /CAN	174-3	A-3	3500	3.58	0.19	6.0	0.91	2.6
PORSCHE - FAMILY COMBINATIONS CERTIFIED:		ENGINE FAMILY TEST VEHICLES								
IV / B (201)										
911	911	FI /THM/EGR/PMP/ /CAN	201-FI	M-4	3000	4.22	0.15	3.2	1.4	1.4 *
C 911	C 911	FI /THM/EGR/PMP/ /CAN	201-FI	M-4	3000	4.22	0.23	4.2	1.1	N/A
(EXHAUST DETERIORATION FACTORS FOR -		FI /THM/EGR/PMP/ /	FAMILY IV				: 1.000	1.000	1.000	N/A)
(EVAPOR. DETERIORATION FACTORS FOR -		/ / / / /CAN	FAMILY B				: N/A	N/A	N/A	0.0)
IX / B (183)										
911	911	FI /PMP/OXD/ / /CAN	183-FI	M-5	3000	3.88	0.32	1.9	1.6	N/A
(EXHAUST DETERIORATION FACTORS FOR -		FI /PMP/OXD/ / /	FAMILY IX				: 1.406	1.210	1.000	N/A)
(EVAPOR. DETERIORATION FACTORS FOR -		/ / / / /CAN	FAMILY B				: N/A	N/A	N/A	0.0)
VI / A (121)										
924	924	FI /EGR/OXD/ / /CAN	121-FI	A-3	3000	3.73	0.34	6.5	1.3	N/A
	924	FI /EGR/OXD/ / /CAN	121-FI	M-5	3000	5.00	0.40	11.	1.5	3.4 *
(EXHAUST DETERIORATION FACTORS FOR -		FI /EGR/OXD/ / /	FAMILY VI				: 1.000	1.000	1.361	N/A)
(EVAPOR. DETERIORATION FACTORS FOR -		/ / / / /CAN	FAMILY A				: N/A	N/A	N/A	0.0)
VII / A (121)										
C 924	C 924	FI /EGR/PMP/3WD/ /CAN	121-FI	A-3	3000	3.73	0.26	2.2	1.4	N/A
	C 924	FI /EGR/PMP/OXD/ /CAN	121-FI	M-5	3000	5.00	0.27	3.6	1.3	N/A

*NOTE: THIS VEH GENERATED EVAP EMIS AS WELL AS EXH EMIS TEST RESULTS: A COMPLETE LISTING OF ALL TEST VEHICLES BELONGING TO EACH EVAP EMIS FAMILY IS PROVIDED IN THE EVAP EMIS FAMILY SECTION BELOW.

1979 MODEL YEAR LIGHT-DUTY VEHICLES

MANUFACTURER / ENGINE FAMILY/EVAP-EMISS FAM (CUBIC INCH DISPLACEMENT) / CARLINES COVERED	VEHICLE CARLINE REPRESENTED	EMISSION CONTROL SYSTEM	ENGINE DISP.& CARB VENTURIS	TRANS	INERTIA WEIGHT CLASS (LBS)	AXLE RATIO	CERTIFICATION LEVELS: EXHAUST EMISSIONS (GRAMS/MILE) HYDRO-CARBONS	CARBON MONOXIDE	OXIDES OF NITROGEN	EVAPOR. EMISSIONS (GRAMS) HYDRO-CARBONS
PORSCHE - FAMILY COMBINATIONS CERTIFIED:										
			ENGINE FAMILY TEST VEHICLES							
VII / A (CONT.)										
(EXHAUST DETERIORATION FACTORS FOR -		FI /EGR/PMP/OXD/	/ FAMILY VII				: 1.072	1.449	1.032	N/A)
(EVAPOR. DETERIORATION FACTORS FOR -		/ / / /	/CAN FAMILY A				: N/A	N/A	N/A	0.0)
X / D (273) C 928	C 928	PMP/OXD/FI /EGR/	/CAN 273-FI	A-3	3500	2.75	0.34	6.6	1.1	N/A
	C 928	PMP/OXD/FI /EGR/	/CAN 273-FI	M-5	3500	2.75	0.21	2.7	1.2	2.0 *
(EXHAUST DETERIORATION FACTORS FOR -		PMP/OXD/FI /EGR/	/ FAMILY X				: 1.068	1.943	1.088	N/A)
(EVAPOR. DETERIORATION FACTORS FOR -		/ / / /	/CAN FAMILY D				: N/A	N/A	N/A	0.0)
PORSCHE - EVAP-EMISSION FAMILIES:										
			EVAPORATIVE-EMISSION FAMILY TEST VEHICLES							
A	924	FI /EGR/OXD/	/ /CAN 121-FI	M-5	3000	5.00	0.40	11.	1.5	3.4
B	C 911	PMP/OXD/FI /EGR/	/CAN 183-FI	M-5	3000	3.88	0.25	2.6	1.0	2.7
	911	FI /THM/EGR/PMP/	/CAN 201-FI	M-4	3000	4.22	0.15	3.2	1.4	1.4
D	C 928	PMP/OXD/FI /EGR/	/CAN 273-FI	M-5	3500	2.75	0.21	2.7	1.2	2.0
RENAULT - FAMILY COMBINATIONS CERTIFIED:										
			ENGINE FAMILY TEST VEHICLES							
810R / ECS1 (79) LE CAR	LE CAR	EGR/PMP/ / /	/CAN 79-02	M-4	2000	3.63	1.1	12.	1.7	N/A
(EXHAUST DETERIORATION FACTORS FOR -		EGR/PMP/ / /	/ FAMILY 810R				: 1.000	1.038	1.000	N/A)
(EVAPOR. DETERIORATION FACTORS FOR -		/ / / /	/CAN FAMILY ECS1				: N/A	N/A	N/A	1.443)
810RC / ECS1 (79) C LE CAR	C LE CAR	EGR/PMP/OXD/ /	/CAN 79-02	M-4	2000	3.63	0.27	2.9	1.1	3.4 *
(EXHAUST DETERIORATION FACTORS FOR -		EGR/PMP/OXD/ /	/ FAMILY 810RC				: 1.061	1.396	1.001	N/A)
(EVAPOR. DETERIORATION FACTORS FOR -		/ / / /	/CAN FAMILY ECS1				: N/A	N/A	N/A	1.443)
843FIR / ECS2 (101) 17 GORDINI	17 GORDINI	FI /EGR/PMP/ /	/CAN 101-FI	M-5	2750	3.77	1.4	11.	1.7	N/A
	17 GORDINI	FI /EGR/PMP/ /	/CAN 101-FI	M-5	2750	3.77	1.4	11.	1.6	N/A
(EXHAUST DETERIORATION FACTORS FOR -		FI /EGR/PMP/ /	/ FAMILY 843FIR				: 1.017	1.010	1.000	N/A)
(EVAPOR. DETERIORATION FACTORS FOR -		/ / / /	/CAN FAMILY ECS2				: N/A	N/A	N/A	0.700)
843FIRC / ECS2 (101) C 17 GORDINI	C 17 GORDINI	FI /EGR/PMP/OXD/	/CAN 101-FI	M-5	2750	3.77	0.36	2.7	1.3	3.6 *
(EXHAUST DETERIORATION FACTORS FOR -		FI /EGR/PMP/OXD/	/ FAMILY 843FIRC				: 1.240	1.020	1.224	N/A)
(EVAPOR. DETERIORATION FACTORS FOR -		/ / / /	/CAN FAMILY ECS2				: N/A	N/A	N/A	0.700)
RENAULT - EVAP-EMISSION FAMILIES:										
			EVAPORATIVE-EMISSION FAMILY TEST VEHICLES							
ECS1	C LE CAR	EGR/PMP/OXD/ /	/CAN 79-02	M-4	2000	3.63	0.27	2.9	1.1	3.4
ECS2	C 17 GORDINI	FI /EGR/PMP/OXD/	/CAN 101-FI	M-5	2750	3.77	0.36	2.7	1.3	3.6
ROLLS-ROYCE - FAMILY COMBINATIONS CERTIFIED:										
			ENGINE FAMILY TEST VEHICLES							
1 / 1 (412) CAMARGUE	C ROLLS-ROYCE/BENT.	EGR/PMP/OXD/ /	/CAN 412-2	A-3	5500	3.08	0.23	3.1	1.1	N/A
C CAMARGUE	C ROLLS-ROYCE/BENT.	EGR/PMP/OXD/ /	/CAN 412-2	A-3	5500	3.08	0.26	3.1	1.7	2.4 *

*NOTE: THIS VEH GENERATED EVAP EMIS AS WELL AS EXH EMIS TEST RESULTS; A COMPLETE LISTING OF ALL TEST VEHICLES BELONGING TO EACH EVAP EMIS FAMILY IS PROVIDED IN THE EVAP EMIS FAMILY SECTION BELOW.

1979 MODEL YEAR LIGHT-DUTY VEHICLES

MANUFACTURER / ENGINE FAMILY/EVAP-EMISS FAM (CUBIC INCH DISPLACEMENT) / CARLINES COVERED	VEHICLE CARLINE REPRESENTED	EMISSION CONTROL SYSTEM	ENGINE DISP.& CARB VENTURIS	T R A N S	INERTIA WEIGHT CLASS (LBS)	AXLE RATIO	CERTIFICATION LEVELS EXHAUST EMISSIONS (GRAMS/MILE) HYDRO-CARBONS	CARBON MONOXIDE	OXIDES OF NITROGEN	EVAPOR. EMISSIONS (GRAMS) HYDRO-CARBONS
ROLLS-ROYCE - FAMILY COMBINATIONS CERTIFIED:			ENGINE FAMILY TEST VEHICLES							
1 / 1 (CONT.) CORNICHE C CORNICHE SILVER SHADOW C SILVER SHADOW WRAITH II C WRAITH II										
(EXHAUST DETERIORATION FACTORS FOR -		EGR/PMP/OXD/ / /			FAMILY 1		: 1.000	1.000	1.000	N/A)
(EVAPOR. DETERIORATION FACTORS FOR -		/ / / /	/CAN		FAMILY 1		: N/A	N/A	N/A	0.578)
ROLLS-ROYCE - EVAP-EMISSION FAMILIES:			EVAPORATIVE-EMISSION FAMILY TEST VEHICLES							
1										
	C CAMARGUE	EGR/PMP/OXD/ /	/CAN	412-2	A-3	5500	3.08	0.37	3.3	0.94	2.5
	C ROLLS-ROYCE/BENT.	EGR/PMP/OXD/ /	/CAN	412-2	A-3	5500	3.08	0.26	3.1	1.7	2.4
SAAB - FAMILY COMBINATIONS CERTIFIED:			ENGINE FAMILY TEST VEHICLES							
BI20CA / 99-1 (121)										
C 99	C 900	FI /3WY/CLS/ /	/CAN	121-FI	A-3	3000	3.89	0.18	5.9	0.19	N/A
C 900	C 99	FI /3WY/CLS/ /	/CAN	121-FI	M-4	3000	3.89	0.22	4.5	0.23	2.6 *
	C 900	FI /3WY/CLS/ /	/CAN	121-FI	M-4	3000	3.89	0.12	4.0	0.12	2.9 *
(EXHAUST DETERIORATION FACTORS FOR -		FI /3WY/CLS/ / /			FAMILY BI20CA			: 1.085	1.745	1.000	N/A)
(EVAPOR. DETERIORATION FACTORS FOR -		/ / / /	/CAN		FAMILY 99-1			: N/A	N/A	N/A	0.0)
BI20PW / 99-1 (121)										
99	900	FI /EGR/PLS/ /	/CAN	121-FI	A-3	3000	3.89	1.4	8.7	1.6	1.2 *
900	99	FI /EGR/PLS/ /	/CAN	121-FI	M-4	3000	3.89	1.2	1.-	1.5	N/A
	900	FI /EGR/PLS/ /	/CAN	121-FI	M-4	3000	3.89	1.2	1.-	1.5	N/A
(EXHAUST DETERIORATION FACTORS FOR -		FI /EGR/PLS/ / /			FAMILY BI20PR			: 1.000	1.000	1.092	N/A)
(EVAPOR. DETERIORATION FACTORS FOR -		/ / / /	/CAN		FAMILY 99-1			: N/A	N/A	N/A	0.0)
BSI20CA / 99-1 (121)										
C 900	C 900	FI /3WY/CLS/OTR/	/CAN	121-FI	M-4	3000	3.89	0.23	2.2	1.4	2.2 *
	C 900	FI /3WY/CLS/OTR/	/CAN	121-FI	M-4	3000	3.89	0.18	2.1	1.2	N/A
(EXHAUST DETERIORATION FACTORS FOR -		FI /3WY/CLS/OTR/ /			FAMILY BSI20CA			: 1.000	1.000	1.149	N/A)
(EVAPOR. DETERIORATION FACTORS FOR -		/ / / /	/CAN		FAMILY 99-1			: N/A	N/A	N/A	0.0)
SAAB - EVAP-EMISSION FAMILIES:			EVAPORATIVE-EMISSION FAMILY TEST VEHICLES							
99-1										
	900	FI /EGR/PLS/ /	/CAN	121-FI	A-3	3000	3.89	1.4	8.7	1.6	1.2
	C 900	FI /3WY/CLS/OTR/	/CAN	121-FI	M-4	3000	3.89	0.23	2.2	1.4	2.2
	C 900	FI /3WY/CLS/ /	/CAN	121-FI	M-4	3000	3.89	0.12	4.0	0.12	2.9
	C 99	FI /3WY/CLS/ /	/CAN	121-FI	M-4	3000	3.89	0.22	4.5	0.23	2.6
TOYO KOGYO - FAMILY COMBINATIONS CERTIFIED:			ENGINE FAMILY TEST VEHICLES							
9MAP / 9SCD (120)										
C 626	C 626	EGR/PLS/3WY/ /	/CAN	120-2	A-3	2750	3.64	0.33	5.9	0.63	2.3 *
	C 626	EGR/PLS/3WY/ /	/CAN	120-2	M-5	2750	3.64	0.33	3.2	0.98	3.0 *
(EXHAUST DETERIORATION FACTORS FOR -		EGR/PLS/3WY/ / /			FAMILY 9MAP			: 1.184	1.182	1.000	N/A)
(EVAPOR. DETERIORATION FACTORS FOR -		/ / / /	/CAN		FAMILY 9SCD			: N/A	N/A	N/A	0.740)
9RFP / 9SRF (70)										
RX-7	RX-7	THM/PMP/ / /	/CAN	70-4	A-3	2750	3.91	1.0	1.-	1.7	N/A
C RX-7	C RX-7	THM/PMP/ / /	/CAN	70-4	A-3	2750	3.91	0.29	2.4	1.2	N/A
	C RX-7	THM/PMP/ / /	/CAN	70-4	M-4	2750	3.91	0.18	3.7	1.2	N/A

*NOTE: THIS VEH GENERATED EVAP EMIS AS WELL AS EXH EMIS TEST RESULTS; A COMPLETE LISTING OF ALL TEST VEHICLES BELONGING TO EACH EVAP EMIS FAMILY IS PROVIDED IN THE EVAP EMIS FAMILY SECTION BELOW.

1979 MODEL YEAR LIGHT-DUTY VEHICLES

MANUFACTURER / ENGINE FAMILY/EVAP-EMISS FAM (CUBIC INCH DISPLACEMENT) / CARLINES COVERED	VEHICLE CARLINE REPRESENTED	EMISSION CONTROL SYSTEM	ENGINE DISP.& CARB VENTURIS	T R A N S	INERTIA WEIGHT CLASS (LBS)	AXLE RATIO	CERTIFICATION LEVELS EXHAUST EMISSIONS (GRAMS/MILE) HYDRO-CARBONS	CARBON MONOXIDE	OXIDES OF NITROGEN	EVAPOR. EMISSIONS (GRAMS) HYDRO-CARBONS
TOYO KOGYO - FAMILY COMBINATIONS CERTIFIED:										
		ENGINE FAMILY TEST VEHICLES								
9REP / 9SRE (CONT.)										
	RX-7	THM/PMP/ / / /CAN	70-4	M-5	2750	3.91	0.62	7.4	1.8	2.5 *
(EXHAUST DETERIORATION FACTORS FOR -		THM/PMP/ / / /	FAMILY 9REP				: 1.000	1.000	1.000	N/A)
(EVAPOR. DETERIORATION FACTORS FOR -		/ / / / /CAN	FAMILY 9SRE				: N/A	N/A	N/A	0.260)
9UCP / 9SCA										
(86)										
GLC	GLC WAGON	EGR/PLS/3WY/ / /CAN	86-02	A-3	2500	3.91	0.37	5.8	1.7	N/A
GLC WAGON	C GLC	EGR/PMP/3WY/ / /CAN	86-02	A-3	2250	3.91	0.25	4.1	1.1	N/A
C GLC	C GLC WAGON	EGR/PLS/3WY/ / /CAN	86-02	M-4	2500	3.73	0.37	6.1	1.3	2.6 *
C GLC WAGON	GLC	EGR/PLS/3WY/ / /CAN	86-02	M-5	2250	3.73	0.35	5.8	1.8	2.2 *
(EXHAUST DETERIORATION FACTORS FOR -		EGR/PLS/3WY/ / /	FAMILY 9UCP				: 1.123	1.123	1.035	N/A)
(EXHAUST DETERIORATION FACTORS FOR -		EGR/PMP/3WY/ / /	FAMILY 9UCP				: 1.147	1.049	1.026	N/A)
(EVAPOR. DETERIORATION FACTORS FOR -		/ / / / /CAN	FAMILY 9SCA				: N/A	N/A	N/A	0.220)
TOYO KOGYO - EVAP-EMISSION FAMILIES:										
		EVAPORATIVE-EMISSION FAMILY TEST VEHICLES								
9SCA										
	C GLC WAGON	EGR/PLS/3WY/ / /CAN	86-02	M-4	2500	3.73	0.37	6.1	1.3	2.6
	GLC	EGR/PLS/3WY/ / /CAN	86-02	M-5	2250	3.73	0.35	5.8	1.8	2.2
9SCD										
	C 626	EGR/PLS/3WY/ / /CAN	120-2	A-3	2750	3.64	0.33	5.9	0.63	2.3
	C 626	EGR/PLS/3WY/ / /CAN	120-2	M-5	2750	3.64	0.33	3.2	0.99	3.0
9SRE										
	RX-7	THM/PMP/ / / /CAN	70-4	M-5	2750	3.91	0.62	7.4	1.8	2.5
TOYOTA - FAMILY COMBINATIONS CERTIFIED:										
		ENGINE FAMILY TEST VEHICLES								
2T-C(C) / EV-T										
(97)										
C COROLLA	C COROLLA	EGR/PMP/0X0/ / /CAN	97-02	A-3	2500	4.10	0.25	5.3	0.84	N/A
C COROLLA WAGON	C COROLLA WAGON	EGR/PMP/0X0/ / /CAN	97-02	A-3	2500	4.10	0.29	6.1	0.88	N/A
COROLLA WAGON	C COROLLA	EGR/PMP/0X0/ / /CAN	97-2	M-4	2500	3.91	0.23	2.4	0.90	N/A
	C COROLLA	EGR/PMP/0X0/ / /CAN	97-02	M-5	2500	4.10	0.24	2.4	0.99	N/A
(EXHAUST DETERIORATION FACTORS FOR -		EGR/PMP/0X0/ / /	FAMILY 2T-C(C)				: 1.204	1.288	1.000	N/A)
(EVAPOR. DETERIORATION FACTORS FOR -		/ / / / /CAN	FAMILY EV-T				: N/A	N/A	N/A	0.0)
2T-C(F) / EV-T										
(97)										
COROLLA	COROLLA	EGR/PLS/0X0/ / /CAN	97-02	A-3	2500	4.10	0.54	9.6	1.4	N/A
COROLLA WAGON	COROLLA WAGON	EGR/PLS/0X0/ / /CAN	97-02	A-3	2500	4.10	0.50	8.5	1.4	N/A
	COROLLA	EGR/PLS/0X0/ / /CAN	97-02	M-4	2500	3.73	0.41	4.8	1.5	N/A
	COROLLA	EGR/PLS/0X0/ / /CAN	97-02	M-5	2500	3.91	0.61	9.9	1.4	N/A
(EXHAUST DETERIORATION FACTORS FOR -		EGR/PLS/0X0/ / /	FAMILY 2T-C(F)				: 1.173	1.269	1.000	N/A)
(EVAPOR. DETERIORATION FACTORS FOR -		/ / / / /CAN	FAMILY EV-T				: N/A	N/A	N/A	0.0)
20R(V) / EV-R										
(134)										
CORONA	C CORONA WAGON	EGR/PMP/0X0/ / /CAN	134-02	A-3	3000	3.73	0.19	2.9	1.3	2.3 *
CORONA WAGON	C CELICA	EGR/PMP/0X0/ / /CAN	134-02	A-3	3000	3.73	0.36	2.2	1.4	N/A
CELICA	C CELICA	EGR/PMP/0X0/ / /CAN	134-02	M-4	3000	3.58	0.35	3.1	1.1	N/A
C CORONA	C CORONA	EGR/PMP/0X0/ / /CAN	134-02	M-4	3000	3.58	0.25	2.6	0.81	2.5 *
C CORONA WAGON	CELICA	EGR/PMP/0X0/ / /CAN	134-02	M-5	3000	3.58	0.41	3.6	1.3	N/A
C CELICA	C CELICA	EGR/PMP/0X0/ / /CAN	134-02	M-5	3000	3.58	0.42	3.1	1.0	N/A
(EXHAUST DETERIORATION FACTORS FOR -		EGR/PMP/0X0/ / /	FAMILY 20R(V)				: 1.102	1.035	1.093	N/A)
(EVAPOR. DETERIORATION FACTORS FOR -		/ / / / /CAN	FAMILY EV-R				: N/A	N/A	N/A	0.148)
3K-C(F) / EV-K										
(71)										
COROLLA	COROLLA	EGR/PLS/0X0/ / /CAN	71-02	M-4	2250	3.91	0.93	8.6	1.3	N/A
	COROLLA	EGR/PLS/0X0/ / /CAN	71-02	M-5	2250	4.10	0.91	7.1	1.5	N/A
(EXHAUST DETERIORATION FACTORS FOR -		EGR/PLS/0X0/ / /	FAMILY 3K-C(F)				: 1.829	1.284	1.013	N/A)
(EVAPOR. DETERIORATION FACTORS FOR -		/ / / / /CAN	FAMILY EV-K				: N/A	N/A	N/A	0.0)
4M / EV-M										
(156)										
CRESSIDA	C CRESSIDA WAGON	EGR/PMP/0X0/ / /CAN	156-02	A-4	3000	3.91	0.21	3.4	1.1	2.5 *

*NOTE: THIS VEH GENERATED EVAP EMIS AS WELL AS EXH EMIS TEST RESULTS: A COMPLETE LISTING OF ALL TEST VEHICLES BELONGING TO EACH EVAP EMIS FAMILY IS PROVIDED IN THE EVAP EMIS FAMILY SECTION BELOW.

1979 MODEL YEAR LIGHT-DUTY VEHICLES

MANUFACTURER / ENGINE FAMILY/EVAP-EMISS FAM (CUBIC INCH DISPLACEMENT) / CARLINES COVERED	VEHICLE CARLINE REPRESENTED	EMISSION CONTROL SYSTEM	ENGINE DISP.& CARB VENTURIS	TRANS CLASS	INERTIA WEIGHT (LBS)	AXLE RATIO	CERTIFICATION LEVELS EXHAUST EMISSIONS (GRAMS/MILE) HYDRO-CARBONS	CARBON MONOXIDE	OXIDES OF NITROGEN	EVAPOR. EMISSIONS (GRAMS) HYDRO-CARBONS
TOYOTA - FAMILY COMBINATIONS CERTIFIED:										
ENGINE FAMILY TEST VEHICLES										
4M / EV-M (CONT.)										
C CRESSIDA	C CRESSIDA WAGON	EGR/PMP/OXD/ / /CAN	156-02	A-4	3000	3.91	0.26	3.9	1.3	N/A
C CRESSIDA WAGON	C CRESSIDA	EGR/PMP/OXD/ / /CAN	156-02	A-4	3000	3.91	0.21	3.0	1.1	2.7 *
(EXHAUST DETERIORATION FACTORS FOR -		EGR/PMP/OXD/ / /	FAMILY 4M				: 1.000	1.105	1.000	N/A)
(EVAPOR. DETERIORATION FACTORS FOR -		/ / / / /CAN	FAMILY EV-M				: N/A	N/A	N/A	0.025)
4M-E / EV-ME (156)										
SUPRA	C CELICA	FI /EGR/3WY/ / /CAN	156-FI	A-4	3000	3.91	0.16	2.0	0.35	0.82 *
C SUPRA	C CELICA	FI /EGR/3WY/ / /CAN	156-FI	M-5	3000	3.91	0.21	2.6	0.72	N/A
(EXHAUST DETERIORATION FACTORS FOR -		FI /EGR/3WY/ / /	FAMILY 4M-E				: 1.234	1.521	1.102	N/A)
(EVAPOR. DETERIORATION FACTORS FOR -		/ / / / /CAN	FAMILY EV-ME				: N/A	N/A	N/A	0.285)
TOYOTA - EVAP-EMISSION FAMILIES:										
EVAPORATIVE-EMISSION FAMILY TEST VEHICLES										
EV-K										
	COROLLA	EGR/PLS/OXD/ / /CAN	71-2	M-4	2250	3.91	0.60	6.8	1.2	1.1
EV-M										
	C CRESSIDA	EGR/PMP/OXD/ / /CAN	156-02	A-4	3000	3.91	0.21	3.0	1.1	2.7
	C CRESSIDA WAGON	EGR/PMP/OXD/ / /CAN	156-02	A-4	3000	3.91	0.21	3.4	1.1	2.5
EV-ME										
	C CELICA	FI /EGR/3WY/ / /CAN	156-FI	A-4	3000	3.91	0.16	2.0	0.35	0.82
EV-R										
	C CORONA WAGON	EGR/PMP/OXD/ / /CAN	134-02	A-3	3000	3.73	0.19	2.9	1.3	2.3
	C CORONA	EGR/PMP/OXD/ / /CAN	134-02	M-4	3000	3.58	0.25	2.6	0.81	2.5
EV-T										
	COROLLA WAGON	EGR/PMP/OXD/ / /CAN	97-2	A-3	2500	4.10	0.56	6.2	1.4	1.7
	COROLLA	EGR/PMP/OXD/ / /CAN	97-2	M-4	2500	3.73	1.1	6.8	1.3	1.2
	COROLLA	EGR/PMP/OXD/ / /CAN	97-2	M-5	2500	3.91	0.87	5.9	1.5	1.4
TVR - FAMILY COMBINATIONS CERTIFIED:										
ENGINE FAMILY TEST VEHICLES										
TVR 3000M / SD1 (182)										
TVR	TVR	EGR/PLS/OXD/ / /CAN	182-2	M-4	2500	3.31	1.1	5.8	1.4	2.3 *
(EXHAUST DETERIORATION FACTORS FOR -		EGR/PLS/OXD/ / /	FAMILY TVR 3000M				: 1.900	1.700	1.200	N/A)
(EVAPOR. DETERIORATION FACTORS FOR -		/ / / / /CAN	FAMILY SD1				: N/A	N/A	N/A	0.0)
TVR - EVAP-EMISSION FAMILIES:										
EVAPORATIVE-EMISSION FAMILY TEST VEHICLES										
SD1										*
	TVR	EGR/PLS/OXD/ / /CAN	182-2	M-4	2500	3.31	1.1	5.8	1.4	2.3
VOLKSWAGEN - FAMILY COMBINATIONS CERTIFIED:										
ENGINE FAMILY TEST VEHICLES										
DASHER C / DASHER (97)										
C DASHER	C DASHER WAGON	FI /EGR/OXD/ / /CAN	97-FI	A-3	2500	3.91	0.16	1.1	1.1	1.2 *
C DASHER WAGON	C FOX	FI /EGR/OXD/ / /CAN	97-FI	M-4	2500	4.11	0.18	1.6	1.2	N/A
(EXHAUST DETERIORATION FACTORS FOR -		FI /EGR/OXD/ / /	FAMILY DASHER C				: 1.000	1.000	1.000	N/A)
(EVAPOR. DETERIORATION FACTORS FOR -		/ / / / /CAN	FAMILY DASHER				: N/A	N/A	N/A	0.0)
DASHER F / DASHER (97)										
DASHER	FOX	FI /EGR/ / / /CAN	97-FI	A-3	2500	3.91	1.2	6.0	1.4	N/A
DASHER WAGON	DASHER	FI /EGR/ / / /CAN	97-FI	M-4	2500	4.11	1.2	6.2	1.6	0.98 *
(EXHAUST DETERIORATION FACTORS FOR -		FI /EGR/ / / /	FAMILY DASHER F				: 1.000	1.221	1.000	N/A)
(EVAPOR. DETERIORATION FACTORS FOR -		/ / / / /CAN	FAMILY DASHER				: N/A	N/A	N/A	0.0)
1 / K (97)										
BEETLE CONVERTIBLE	BEETLE CONVERTIBLE	FI /EGR/ / / /CAN	97-FI	M-4	2500	3.86	1.5	9.6	1.3	N/A

*NOTE: THIS VEH GENERATED EVAP EMIS AS WELL AS EXH EMIS TEST RESULTS! A COMPLETE LISTING OF ALL TEST VEHICLES BELONGING TO EACH EVAP EMIS FAMILY IS PROVIDED IN THE EVAP EMIS FAMILY SECTION BELOW.

1979 MODEL YEAR LIGHT-DUTY VEHICLES

MANUFACTURER / ENGINE FAMILY/EVAP-EMISS FAM (CUBIC INCH DISPLACEMENT) / CARLINES COVERED	VEHICLE CARLINE REPRESENTED	EMISSION CONTROL SYSTEM	ENGINE DISP.& CARB VENTURIS	TRANS	INERTIA WEIGHT CLASS (LBS)	AXLE RATIO	CERTIFICATION LEVELS: EXHAUST EMISSIONS (GRAMS/MILE) HYDRO-CARBONS	CARBON MONOXIDE	OXIDES OF NITROGEN	EVAPOR. EMISSIONS (GRAMS) HYDRO-CARBONS	
VOLKSWAGEN - FAMILY COMBINATIONS CERTIFIED:		ENGINE FAMILY TEST VEHICLES									
1 / K (CONT.)											
(EXHAUST DETERIORATION FACTORS FOR -		FI /EGR/ / / /	FAMILY 1				: 1.099	1.000	1.000	N/A	)
(EVAPOR. DETERIORATION FACTORS FOR -		/ / / / /CAN	FAMILY K				: N/A	N/A	N/A	0.0	)
2 / K											
(97)											
C BEETLE CONVERTIBLEC BEETLF CONVERTIBLF		FI /EGR/OXD/ / /CAN	97-FI	M-4	2500	3.88	0.45	6.0	0.78	1.2	*
(EXHAUST DETERIORATION FACTORS FOR -		FI /EGR/OXD/ / /	FAMILY 2				: 1.000	1.000	1.000	N/A	)
(EVAPOR. DETERIORATION FACTORS FOR -		/ / / / /CAN	FAMILY K				: N/A	N/A	N/A	0.0	)
37C / 37											
(89, 97)											
C RABBIT	C RABBIT	FI /EGR/OXD/ / /CAN	89-FI	A-3	2250	3.76	0.16	2.5	1.2	N/A	
C SCIROCCO	C RABBIT	FI /EGR/OXD/ / /CAN	97-FI	A-3	2250	3.76	0.14	1.1	1.3	1.5	*
	C RABBIT	FI /EGR/OXD/ / /CAN	97-FI	M-4	2250	3.90	0.14	1.9	1.2	N/A	
	C RABBIT	FI /EGR/OXD/ / /CAN	97-FI	M-5	2250	3.90	0.11	1.5	1.2	1.5	*
(EXHAUST DETERIORATION FACTORS FOR -		FI /EGR/OXD/ / /	FAMILY 37C				: 1.012	1.000	1.000	N/A	)
(EVAPOR. DETERIORATION FACTORS FOR -		/ / / / /CAN	FAMILY 37				: N/A	N/A	N/A	0.0	)
37F / 37											
(89, 97)											
RABBIT	RABBIT	FI /EGR/ / / /CAN	89-FI	A-3	2250	3.76	1.3	7.3	1.7	N/A	
SCIROCCO	RABBIT	FI /EGR/ / / /CAN	97-FI	A-3	2250	3.76	1.0	3.9	1.3	N/A	
	RABBIT	FI /EGR/ / / /CAN	97-FI	M-4	2250	3.90	1.3	7.8	1.7	0.72	*
	RABBIT	FI /EGR/ / / /CAN	97-FI	M-5	2250	3.90	1.1	5.9	1.6	N/A	
(EXHAUST DETERIORATION FACTORS FOR -		FI /EGR/ / / /	FAMILY 37F				: 1.000	1.221	1.000	N/A	)
(EVAPOR. DETERIORATION FACTORS FOR -		/ / / / /CAN	FAMILY 37				: N/A	N/A	N/A	0.0	)
47 / M											
(89, 97)											
RABBIT	RABBIT	EGR/PMP/OXD/ / /CAN	89-1	A-3	2250	3.76	0.20	3.2	1.4	N/A	
	RABBIT	EGR/PMP/OXD/ / /CAN	97-1	M-4	2250	3.90	0.31	5.0	0.87	N/A	
	RABBIT	EGR/PMP/OXD/ / /CAN	97-1	M-5	2250	3.90	0.27	4.5	1.1	N/A	
(EXHAUST DETERIORATION FACTORS FOR -		EGR/PMP/OXD/ / /	FAMILY 47				: 1.000	1.000	1.014	N/A	)
(EVAPOR. DETERIORATION FACTORS FOR -		/ / / / /CAN	FAMILY M				: N/A	N/A	N/A	0.0	)
VOLKSWAGEN - EVAP-EMISSION FAMILIES:		EVAPORATIVE-EMISSION FAMILY TEST VEHICLES									
DASHER											
	C DASHER WAGON	FI /EGR/OXD/ / /CAN	97-FI	A-3	2500	3.91	0.14	1.1	1.1	1.2	
	DASHER	FI /EGR/ / / /CAN	97-FI	M-4	2500	4.11	1.2	6.2	1.6	0.98	
K											
	C BEETLF CONVERTIBLF	FI /EGR/OXD/ / /CAN	97-FI	M-4	2500	3.88	0.45	6.0	0.78	1.2	
	BEETLF CONVERTIBLF	FI /EGR/ / / /CAN	97-FI	M-4	2500	3.88	1.5	1[illegible]	1.3	1.4	
M											
	RABBIT	EGR/PMP/OXD/ / /CAN	89-1	M-4	2250	3.90	0.35	3.8	1.1	4.5	
37											
	C RABBIT	FI /EGR/OXD/ / /CAN	97-FI	A-3	2250	3.76	0.14	1.1	1.3	1.5	
	RABBIT	FI /EGR/ / / /CAN	97-FI	M-4	2250	3.90	1.3	7.8	1.7	0.72	
	C RABBIT	FI /EGR/OXD/ / /CAN	97-FI	M-5	2250	3.90	0.11	1.5	1.2	1.5	
VOLVO - FAMILY COMBINATIONS CERTIFIED:		ENGINE FAMILY TEST VEHICLES									
4CL / E1											
(130)											
C VOLVO SEDAN	C VOLVO SEDAN	FI /3WY/CLS/ / /CAN	130-FI	A-3	3500	3.73	0.22	3.2	0.22	N/A	
C VOLVO STAT WGN	C VOLVO SEDAN	FI /3WY/CLS/ / /CAN	130-FI	M-4	3000	3.91	0.34	4.1	0.74E-01	N/A	
	C VOLVO STAT WGN	FI /3WY/CLS/ / /CAN	130-FI	M-4	3500	3.91	0.21	2.8	0.13	N/A	
(EXHAUST DETERIORATION FACTORS FOR -		FI /3WY/CLS/ / /	FAMILY 4CL				: 1.000	1.070	1.000	N/A	)
(EVAPOR. DETERIORATION FACTORS FOR -		/ / / / /CAN	FAMILY F1				: N/A	N/A	N/A	0.0	)
4FA / E1											
(130)											
VOLVO SEDAN	VOLVO SEDAN	FI /EGR/OXD/ / /CAN	130-FI	A-3	3500	3.73	0.43	5.7	1.4	4.1	*

*NOTE: THIS VEH GENERATED EVAP EMIS AS WELL AS EXH EMIS TEST RESULTS: A COMPLETE LISTING OF ALL TEST VEHICLES BELONGING TO EACH EVAP EMIS FAMILY IS PROVIDED IN THE EVAP EMIS FAMILY ECTION BELOW.

1979 MODEL YEAR LIGHT-DUTY VEHICLES

MANUFACTURER / ENGINE FAMILY/EVAP-FMISS FAM (CUBIC INCH DISPLACEMENT) CARLINES COVERED	VEHICLE CARLINE REPRESENTED	EMISSION CONTROL SYSTEM	ENGINE DISP.& CARB VENTURIS	TRANS	INERTIA WEIGHT CLASS (LBS)	AXLE RATIO	CERTIFICATION LEVELS EXHAUST FMISSIONS (GRAMS/MILE) HYDRO-CARBONS	CARBON MONOXIDE	OXIDES OF NITROGEN	EVAPOR. EMISSIONS (GRAMS) HYDRO-CARBONS
VOLVO - FAMILY COMBINATIONS CERTIFIED:										
ENGINE FAMILY TEST VEHICLES										
4FA / E1 (CONT.)										
VOLVO STAT WGN	VOLVO SEDAN	FI /EGR/OXD/ / /CAN	130-FI	M-4	3000	3.91	0.42	9.2	0.85	N/A
	VOLVO STAT WGN	FI /EGR/OXD/ / /CAN	130-FI	M-5	3500	3.91	0.47	5.5	1.8	N/A
(EXHAUST DETERIORATION FACTORS FOR -		FI /EGR/OXD/ / /	FAMILY 4FA				: 1.000	1.000	1.000	N/A)
(EVAPOR. DETERIORATION FACTORS FOR -		/ / / / /CAN	FAMILY E1				: N/A	N/A	N/A	0.0)
6CL / E1 (163)										
C VOLVO SEDAN	C VOLVO SEDAN	FI /3WY/CLS/ / /CAN	163-FI	A-3	3500	3.54	0.30	4.1	0.74	1.6 *
C VOLVO STAT WGN	C VOLVO STAT WGN	FI /3WY/CLS/ / /CAN	163-FI	M-4	3500	3.73	0.44	4.4	1.2	N/A
(EXHAUST DETERIORATION FACTORS FOR -		FI /3WY/CLS/ / /	FAMILY 6CL				: 1.049	1.212	1.842	N/A)
(EVAPOR. DETERIORATION FACTORS FOR -		/ / / / /CAN	FAMILY E1				: N/A	N/A	N/A	0.0)
VOLVO - EVAP-EMISSION FAMILIES:										
EVAPORATIVE-EMISSION FAMILY TEST VEHICLES										
E1										
	VOLVO SEDAN	FI /EGR/OXD/ / /CAN	130-FI	A-3	3500	3.73	0.43	5.7	1.4	4.1
C VOLVO SEDAN		FI /3WY/CLS/ / /CAN	163-FI	A-3	3500	3.54	0.30	4.1	0.74	1.6
AMERICAN MOTORS - FAMILY COMBINATIONS CERTIFIED:										
ENGINE FAMILY TEST VEHICLES										
I-3T / E-2-T (258)										
JEEP(CJ-5/CJ-7)	DJ5F	EGR/PMP/OXD/ / /CAN	258-2	A-3	3000	3.07	0.71	14.	1.4	1.3 *
DJ5F	CHEROKEE/WAGONEER	EGR/PMP/OXD/ / /CAN	258-2	A-3	4500	3.07	0.48	7.7	1.5	3.9 *
CHEROKEE/WAGONEER	JEEP(CJ-5/CJ-7)	EGR/PMP/OXD/ / /CAN	258-2	A-3	3000	3.07	0.61	14.	0.91	1.8 *
J10 PICKUP	JEEP(CJ-5/CJ-7)	EGR/PMP/OXD/ / /CAN	258-2	M-3	3000	3.07	0.76	13.	1.4	N/A
	J10 PICKUP	EGR/PMP/OXD/ / /CAN	258-2	M-3	4000	3.07	0.96	17.	1.2	2.5 *
(EXHAUST DETERIORATION FACTORS FOR -		EGR/PMP/OXD/ / /	FAMILY I-3T				: 1.385	1.418	1.000	N/A)
(EVAPOR. DETERIORATION FACTORS FOR -		/ / / / /CAN	FAMILY E-2-T				: N/A	N/A	N/A	0.0)
I-3TCB / E-2-T(3) (258)										
C JEEP(CJ-5/CJ-7)	C DJ5F	EGR/PMP/OXD/ / /CAN	258-2	A-3	3000	3.07	0.31	7.5	0.94	1.1 *
C DJ5F	C JEEP(CJ-5/CJ-7)	EGR/PMP/OXD/ / /CAN	258-2	A-3	3000	3.54	0.16	2.8	1.3	N/A
	C JEEP(CJ-5/CJ-7)	EGR/PMP/OXD/ / /CAN	258-2	M-3	3000	3.07	0.35	4.1	0.91	1.5 *
	C JEEP(CJ-5/CJ-7)	EGR/PMP/OXD/ / /CAN	258-2	M-4	3000	3.54	0.34	5.4	1.4	N/A
(EXHAUST DETERIORATION FACTORS FOR -		EGR/PMP/OXD/ / /	FAMILY I-3TCB				: 1.012	1.083	1.200	N/A)
(EVAPOR. DETERIORATION FACTORS FOR -		/ / / / /CAN	FAMILY E-2-T(3)				: N/A	N/A	N/A	0.0)
II-T / E-4-T (304)										
JEEP(CJ-5/CJ-7)	JEEP(CJ-5/CJ-7)	EGR/PMP/OXD/ / /CAN	304-2	A-3	3500	3.54	0.84	10.	1.9	N/A
	JEEP(CJ-5/CJ-7)	EGR/PMP/OXD/ / /CAN	304-2	A-3	3500	3.07	0.85	9.1	2.2	N/A
	JEEP(CJ-5/CJ-7)	EGR/PMP/OXD/ / /CAN	304-2	M-3	3500	3.07	1.3	13.	1.6	N/A
	JEEP(CJ-5/CJ-7)	EGR/PMP/OXD/ / /CAN	304-2	M-3	3500	3.54	0.92	8.5	1.9	1.2 *
(EXHAUST DETERIORATION FACTORS FOR -		EGR/PMP/OXD/ / /	FAMILY II-T				: 1.376	1.068	1.000	N/A)
(EVAPOR. DETERIORATION FACTORS FOR -		/ / / / /CAN	FAMILY E-4-T				: N/A	N/A	N/A	0.0)
II-TC-C/O / E-4-T(2) (304)										
C JEEP(CJ-5/CJ-7)	C JEEP(CJ-5/CJ-7)	EGR/PMP/OXD/ / /CAN	304-2	M-3	3500	3.54	0.29	2.6	1.9	N/A
	C JEEP(CJ-5/CJ-7)	EGR/PMP/OXD/ / /CAN	304-2	M-3	3500	3.54	0.26	1.7	2.0	N/A
(EXHAUST DETERIORATION FACTORS FOR -		EGR/PMP/OXD/ / /	FAMILY II-TC-C/O				: 1.000	1.000	1.310	N/A)
(EVAPOR. DETERIORATION FACTORS FOR -		/ / / / /CAN	FAMILY E-4-T(2)*				: N/A	N/A	N/A	0.0)

*NOTE: THIS VEH GENERATED EVAP EMIS AS WELL AS EXH EMIS TEST RESULTS: A COMPLETE LISTING OF ALL TEST VEHICLES BELONGING TO EACH EVAP EMIS FAMILY IS PROVIDED IN THE EVAP EMIS FAMILY SECTION BELOW.

1979 MODEL YEAR LIGHT-DUTY TRUCKS

MANUFACTURER / ENGINE FAMILY/EVAP-EMISS FAM (CUBIC INCH DISPLACEMENT) / CARLINES COVERED	VEHICLE CARLINE REPRESENTED	EMISSION CONTROL SYSTEM	ENGINE DISP.& CARB VENTURIS	T R A N S.	INERTIA WEIGHT CLASS (LBS)	AXLE RATIO	CERTIFICATION LEVELS EXHAUST EMISSIONS (GRAMS/MILE) HYDRO-CARBONS	CARBON MONOXIDE	OXIDES OF NITROGEN	EVAPOR. EMISSIONS (GRAMS) HYDRO-CARBONS
AMERICAN MOTORS - FAMILY COMBINATIONS CERTIFIED:										
ENGINE FAMILY TEST VEHICLES										
III-TCD / E-4-T(1) (260,360)										
C CHEROKEE/WAGONEER	C CHEROKEE/WAGONEER	EGR/PMP/OXD/ / /CAN	260-2	A-3	4500	3.07	0.54	9.3	1.4	3.9 *
C J10 PICKUP	C J20 PICKUP	EGR/PMP/OXD/ / /CAN	360-2	A-3	5000	3.54	0.74	12.	2.3	2.3 *
C J20 PICKUP	CHEROKEE/WAGONEER	EGR/PMP/OXD/ / /CAN	360-2	M-3	4500	3.54	0.77	9.7	1.8	N/A
	CHEROKEE/WAGONEER	EGR/PMP/OXD/ / /CAN	360-2	M-3	4500	3.07	0.74	13.	1.7	N/A
	J20 PICKUP	EGR/PMP/OXD/ / /CAN	360-2	M-4	4500	3.54	0.88	11.	2.2	N/A
(EXHAUST DETERIORATION FACTORS FOR -		EGR/PMP/OXD/ / /	FAMILY III-TCD				: 1.000	1.000	1.033	N/A)
(EVAPOR. DETERIORATION FACTORS FOR -		/ / / / /CAN	FAMILY E-4-T(1)				: N/A	N/A	N/A	0.0)
V-T / E-3-T (121)										
DJ5F	DJ5F	EGR/PMP/OXD/ / /CAN	121-2	A-3	2750	3.73	0.30	5.4	1.6	0.90 *
(EXHAUST DETERIORATION FACTORS FOR -		EGR/PMP/OXD/ / /	FAMILY V-T				: 1.245	1.063	1.000	N/A)
(EVAPOR. DETERIORATION FACTORS FOR -		/ / / / /CAN	FAMILY E-3-T				: N/A	N/A	N/A	0.0)
AMERICAN MOTORS - EVAP-EMISSION FAMILIES:										
EVAPORATIVE-EMISSION FAMILY TEST VEHICLES										
E-2-T	JEEP(CJ-5/CJ-7)	EGR/PMP/OXD/ / /CAN	258-2	A-3	3000	3.07	0.61	14.	0.91	1.8
	DJ5F	EGR/PMP/OXD/ / /CAN	258-2	A-3	3000	3.07	0.71	14.	1.4	1.3
	CHEROKEE/WAGONEER	EGR/PMP/OXD/ / /CAN	258-2	A-3	4500	3.07	0.44	7.7	1.5	3.9
	J10 PICKUP	EGR/PMP/OXD/ / /CAN	258-2	M-3	4000	3.07	0.96	17.	1.2	2.5
E-2-T(3)										
C DJ5F		EGR/PMP/OXD/ / /CAN	258-2	A-3	3000	3.07	0.31	7.5	0.94	1.1
C JEEP(CJ-5/CJ-7)		EGR/PMP/OXD/ / /CAN	258-2	M-3	3000	3.07	0.35	4.1	0.91	1.5
E-3-T										
	DJ5F	EGR/PMP/OXD/ / /CAN	121-2	A-3	2750	3.73	0.30	5.4	1.6	0.90
E-4-T										
	JEEP(CJ-5/CJ-7)	EGR/PMP/OXD/ / /CAN	304-2	M-3	3500	3.54	0.92	8.5	1.9	1.2
E-4-T(1)										
C CHEROKEE/WAGONEER		EGR/PMP/OXD/ / /CAN	260-2	A-3	4500	3.07	0.59	9.3	1.4	3.9
C J20 PICKUP		EGR/PMP/OXD/ / /CAN	360-2	A-3	5000	3.54	0.74	12.	2.3	2.3
E-4-T(2)										
C JEEP(CJ-5/CJ-7)		EGR/PMP/OXD/ / /CAN	304-2	M-3	3500	3.54	0.44	2.3	1.9	2.0
CHRYSLER - FAMILY COMBINATIONS CERTIFIED:										
ENGINE FAMILY TEST VEHICLES										
9TD-225-1-CP / 9K-13 (225)										
VAN	UTILITY	EGR/PMP/OXD/ / /CAN	225-1	L-3	4000	3.55	0.82	12.	1.2	2.3 *
VAN	VAN	EGR/PMP/OXD/ / /CAN	225-1	M-4	4000	3.55	1.7	3.8	1.8	1.6 *
UTILITY										
UTILITY										
UTILITY 4X4										
UTILITY 4X4										
(EXHAUST DETERIORATION FACTORS FOR -		EGR/PMP/OXD/ / /	FAMILY 9TD-225-1-CP				: 1.241	1.000	1.000	N/A)
(EVAPOR. DETERIORATION FACTORS FOR -		/ / / / /CAN	FAMILY 9K-13				: N/A	N/A	N/A	1.007)
9TD-225-1-CP / 9K-5/1 (225)										
PICKUP	PICKUP	EGR/PMP/OXD/ / /CAN	225-1	M-3	4000	3.55	1.7	10.	1.5	4.4 *
PICKUP 4X4										
(EXHAUST DETERIORATION FACTORS FOR -		EGR/PMP/OXD/ / /	FAMILY 9TD-225-1-CP				: 1.241	1.000	1.000	N/A)
(EVAPOR. DETERIORATION FACTORS FOR -		/ / / / /CAN	FAMILY 9K-5/1				: N/A	N/A	N/A	1.007)
9TD-225-1-CP / 9K-9/1 (225)										
VAN	VAN	EGR/PMP/OXD/ / /CAN	225-01	A-3	4500	4.10	0.69	8.6	1.9	2.2 *
VAN	PICKUP	EGR/PMP/OXD/ / /CAN	225-01	M-4	4500	3.55	0.88	7.2	2.1	3.3 *
PICKUP										
PICKUP 4X4										
UTILITY										
UTILITY										
UTILITY 4X4										
UTILITY 4X4										

*NOTE: THIS VEH GENERATED EVAP EMIS AS WELL AS EXH EMIS TEST RESULTS! A COMPLETE LISTING OF ALL TEST VEHICLES BELONGING TO EACH EVAP EMIS FAMILY IS PROVIDED IN THE EVAP EMIS FAMILY SECTION BELOW.

1979 MODEL YEAR LIGHT-DUTY TRUCKS

MANUFACTURER / ENGINE FAMILY/EVAP-FMISS FAM (CUBIC INCH DISPLACEMENT) / CARLINES COVERED	VEHICLE CARLINE REPRESENTED	EMISSION CONTROL SYSTEM	ENGINE DISP.& CARB VENTURIS	TRANS	INERTIA WEIGHT CLASS (LBS)	AXLE RATIO	CERTIFICATION LEVELS EXHAUST EMISSIONS (GRAMS/MILE) HYDRO-CARBONS	CARBON MONOXIDE	OXIDES OF NITROGEN	EVAPOR. EMISSIONS (GRAMS) HYDRO-CARBONS
CHRYSLER - FAMILY COMBINATIONS CERTIFIED:										
ENGINE FAMILY TEST VEHICLES										
9TD-225-1-CP / 9K-9/1 (CONT.)										
(EXHAUST DETERIORATION FACTORS FOR -		EGR/PMP/OXD/ / /	FAMILY 9TD-225-1-CP				: 1.241	1.000	1.000	N/A)
(EVAPOR. DETERIORATION FACTORS FOR -		/ / / /	/CAN FAMILY 9K-9/1				: N/A	N/A	N/A	1.007)
9TD-318-2-CA / 9K-10/2										
(318)										
VAN	VAN	EGR/PLS/OXD/ /	/CAN 318-2	M-4	4500	3.55	0.90	14.	1.3	2.2 *
PICKUP	PICKUP	EGR/PLS/OXD/ /	/CAN 318-2	M-4	5000	4.10	1.1	15.	1.7	3.3 *
UTILITY										
UTILITY										
VAN										
PICKUP 4X4										
UTILITY 4X4										
UTILITY 4X4										
(EXHAUST DETERIORATION FACTORS FOR -		EGR/PLS/OXD/ / /	FAMILY 9TD-318-2-CA				: 1.000	1.116	1.000	N/A)
(EVAPOR. DETERIORATION FACTORS FOR -		/ / / /	/CAN FAMILY 9K-10/2				: N/A	N/A	N/A	0.380)
9TD-318-2-CA / 9K-2/2										
(318)										
VAN	VAN	EGR/PLS/OXD/ /	/CAN 318-02	A-3	4500	3.21	0.54	6.4	2.0	2.3 *
UTILITY	UTILITY	EGR/PLS/OXD/ /	/CAN 318-02	L-3	4000	2.94	0.59	7.4	2.1	2.5 *
UTILITY										
VAN										
UTILITY 4X4										
UTILITY 4X4										
(EXHAUST DETERIORATION FACTORS FOR -		EGR/PLS/OXD/ / /	FAMILY 9TD-318-2-CA				: 1.000	1.116	1.000	N/A)
(EVAPOR. DETERIORATION FACTORS FOR -		/ / / /	/CAN FAMILY 9K-2/2				: N/A	N/A	N/A	0.380)
9TD-318-2-CA / 9K-6/2										
(318)										
PICKUP	PICKUP	EGR/PLS/OXD/ /	/CAN 318-02	M-3	4000	3.21	1.1	15.	1.6	3.1 *
PICKUP 4X4										
(EXHAUST DETERIORATION FACTORS FOR -		EGR/PLS/OXD/ / /	FAMILY 9TD-318-2-CA				: 1.000	1.116	1.000	N/A)
(EVAPOR. DETERIORATION FACTORS FOR -		/ / / /	/CAN FAMILY 9K-6/2				: N/A	N/A	N/A	0.380)
9TD-318-4-BP / 9K-12/1										
(318)										
C VAN	C PICKUP	EGR/PMP/OXD/ /	/CAN 318-4	L-3	4000	2.94	0.44	8.1	1.5	3.4 *
C VAN	C VAN	EGR/PMP/OXD/ /	/CAN 318-04	L-3	4500	2.94	0.43	4.8	1.9	3.4 *
C PICKUP										
(EXHAUST DETERIORATION FACTORS FOR -		EGR/PMP/OXD/ / /	FAMILY 9TD-318-4-BP				: 1.340	1.210	1.066	N/A)
(EVAPOR. DETERIORATION FACTORS FOR -		/ / / /	/CAN FAMILY 9K-12/1				: N/A	N/A	N/A	0.711)
9TD-318-4-BP / 9K-4/1										
(318)										
C VAN	C VAN	EGR/PMP/OXD/ /	/CAN 318-04	L-3	4000	2.94	0.21	3.3	1.7	1.8 *
C VAN										
(EXHAUST DETERIORATION FACTORS FOR -		EGR/PMP/OXD/ / /	FAMILY 9TD-318-4-BP				: 1.340	1.210	1.066	N/A)
(EVAPOR. DETERIORATION FACTORS FOR -		/ / / /	/CAN FAMILY 9K-4/1				: N/A	N/A	N/A	0.0)
9TD-318-4-BP / 9K-8/1										
(318)										
C PICKUP	C PICKUP	EGR/PMP/OXD/ /	/CAN 318-04	L-3	4000	2.94	0.39	6.3	2.0	3.7 *
(EXHAUST DETERIORATION FACTORS FOR -		EGR/PMP/OXD/ / /	FAMILY 9TD-318-4-BP				: 1.340	1.210	1.066	N/A)
(EVAPOR. DETERIORATION FACTORS FOR -		/ / / /	/CAN FAMILY 9K-8/1				: N/A	N/A	N/A	1.120)
9TD-318/360-4-CP / 9K-12/2										
(318,360)										
C VAN	C VAN	EGR/PMP/OXD/ /	/CAN 318-4	A-3	4500	3.21	0.51	4.7	1.9	2.8 *
C VAN	C VAN	EGR/PMP/OXD/ /	/CAN 318-4	M-4	5000	3.55	0.65	8.2	2.0	2.5 *
C PICKUP	C PICKUP	EGR/PMP/OXD/ /	/CAN 360-04	M-4	5000	4.10	0.79	11.	1.7	3.5 *
C PICKUP 4X4										
C UTILITY										
C UTILITY										
C UTILITY 4X4										
C UTILITY 4X4										
(EXHAUST DETERIORATION FACTORS FOR -		EGR/PMP/OXD/ / /	FAMILY 9TD-318/360-4-CP				: 1.405	1.202	1.000	N/A)
(EVAPOR. DETERIORATION FACTORS FOR -		/ / / /	/CAN FAMILY 9K-12/2				: N/A	N/A	N/A	0.711)

*NOTE: THIS VEH GENERATED EVAP EMIS AS WELL AS EXH EMIS TEST RESULTS! A COMPLETE LISTING OF ALL TEST VEHICLES BELONGING TO EACH EVAP EMIS FAMILY IS PROVIDED IN THE EVAP EMIS FAMILY SECTION BELOW.

1979 MODEL YEAR LIGHT-DUTY TRUCKS

MANUFACTURER / ENGINE FAMILY/EVAP-EMISS FAM (CUBIC INCH DISPLACEMENT) / CARLINES COVERED	VEHICLE CARLINE REPRESENTED	EMISSION CONTROL SYSTEM	ENGINE DISP.& CARB VENTURIS	TRANS	INERTIA WEIGHT CLASS (LBS)	AXLE RATIO	CERTIFICATION LEVELS EXHAUST EMISSIONS (GRAMS/MILE) HYDRO-CARBONS	CARBON MONOXIDE	OXIDES OF NITROGEN	EVAPOR. EMISSIONS (GRAMS) HYDRO-CARBONS
CHRYSLER - FAMILY COMBINATIONS CERTIFIED:		ENGINE FAMILY TEST VEHICLES								
9TD-318/360-4-CP / 9K-4/2 (318,360)										
C VAN	C PICKUP	EGR/PMP/OXD/ / /CAN	318-4	A-3	5000	3.21	0.54	11.	2.1	2.5 *
C VAN	C VAN	EGR/PMP/OXD/ / /CAN	360-4	A-3	4500	3.21	0.44	11.	1.8	2.0 *
C UTILITY										
C UTILITY										
C UTILITY 4X4										
C UTILITY 4X4										
(EXHAUST DETERIORATION FACTORS FOR -		EGR/PMP/OXD/ / /	FAMILY 9TD-318/360-4-CP				: 1.405	1.202	1.000	N/A)
(EVAPOR. DETERIORATION FACTORS FOR -		/ / / / /CAN	FAMILY 9K-4/2				: N/A	N/A	N/A	0.0)
9TD-318/360-4-CP / 9K-8/2 (360)										
C PICKUP	C PICKUP	EGR/PMP/OXD/ / /CAN	360-4	M-4	5000	4.10	0.81	11.	1.4	4.5 *
C PICKUP 4X4										
(EXHAUST DETERIORATION FACTORS FOR -		EGR/PMP/OXD/ / /	FAMILY 9TD-318/360-4-CP				: 1.405	1.202	1.000	N/A)
(EVAPOR. DETERIORATION FACTORS FOR -		/ / / / /CAN	FAMILY 9K-8/2				: N/A	N/A	N/A	1.120)
9TD-360-2-CP / 9K-11 (360)										
VAN	VAN	EGR/PMP/OXD/ / /CAN	360-2	M-3	5000	3.55	0.89	10.	1.6	3.2 *
VAN	PICKUP	EGR/PMP/OXD/ / /CAN	360-2	M-4	5500	4.10	0.92	9.5	2.2	4.2 *
PICKUP										
PICKUP 4X4										
UTILITY										
UTILITY										
UTILITY 4X4										
UTILITY 4X4										
(EXHAUST DETERIORATION FACTORS FOR -		EGR/PMP/OXD/ / /	FAMILY 9TD-360-2-CP				: 1.208	1.000	1.155	N/A)
(EVAPOR. DETERIORATION FACTORS FOR -		/ / / / /CAN	FAMILY 9K-11				: N/A	N/A	N/A	1.255)
9TD-360-2-CP / 9K-14 (360)										
VAN	VAN	EGR/PMP/OXD/ / /CAN	360-2	A-3	4500	3.21	0.64	9.6	1.6	2.2 *
VAN										
UTILITY										
UTILITY										
9TD-360-2-CP / 9K-14 (CONT.)										
UTILITY 4X4										
UTILITY 4X4										
(EXHAUST DETERIORATION FACTORS FOR -		EGR/PMP/OXD/ / /	FAMILY 9TD-360-2-CP				: 1.208	1.000	1.155	N/A)
(EVAPOR. DETERIORATION FACTORS FOR -		/ / / / /CAN	FAMILY 9K-14				: N/A	N/A	N/A	1.255)
9TD-360-2-CP / 9K-7 (360)										
PICKUP	PICKUP	EGR/PMP/OXD/ / /CAN	360-02	M-4	4500	3.55	1.2	9.1	1.8	4.9 *
PICKUP 4X4										
(EXHAUST DETERIORATION FACTORS FOR -		EGR/PMP/OXD/ / /	FAMILY 9TD-360-2-CP				: 1.208	1.000	1.155	N/A)
(EVAPOR. DETERIORATION FACTORS FOR -		/ / / / /CAN	FAMILY 9K-7				: N/A	N/A	N/A	1.255)
9TD-360-4-DA / 9K-8/3 (360)										
PICKUP	PICKUP	EGR/PLS/OXD/ / /CAN	360-4	A-3	4500	3.55	1.1	18.	2.0	4.2 *
(EXHAUST DETERIORATION FACTORS FOR -		EGR/PLS/OXD/ / /	FAMILY 9TD-360-4-DA				: 1.053	1.028	1.000	N/A)
(EVAPOR. DETERIORATION FACTORS FOR -		/ / / / /CAN	FAMILY 9K-8/3				: N/A	N/A	N/A	1.120)
CHRYSLER - EVAP-EMISSION FAMILIES:		EVAPORATIVE-EMISSION FAMILY TEST VEHICLES								
9K-10/2										
	PICKUP	EGR/PLS/OXD/ / /CAN	318-2	M-4	5000	4.10	1.1	15.	1.7	3.3
	VAN	EGR/PLS/OXD/ / /CAN	318-2	M-4	4500	3.55	0.90	14.	1.3	2.2
9K-11										
	VAN	EGR/PMP/OXD/ / /CAN	360-2	M-3	5000	3.55	0.89	10.	1.6	3.2
	PICKUP	EGR/PMP/OXD/ / /CAN	360-2	M-4	5500	4.10	0.92	9.5	2.2	4.2
9K-12/1										
	C PICKUP	EGR/PMP/OXD/ / /CAN	318-4	L-3	4000	2.94	0.44	8.1	1.5	3.4
	C VAN	EGR/PMP/OXD/ / /CAN	318-04	L-3	4500	2.94	0.43	4.8	1.9	3.4
9K-12/2										
	C VAN	EGR/PMP/OXD/ / /CAN	318-4	A-3	4500	3.21	0.51	4.7	1.9	2.8

*NOTE: THIS VEH GENERATED EVAP EMIS AS WELL AS EXH EMIS TEST RESULTS; A COMPLETE LISTING OF ALL TEST VEHICLES BELONGING TO EACH EVAP EMIS FAMILY IS PROVIDED IN THE EVAP EMIS FAMILY SECTION BELOW.

1979 MODEL YEAR LIGHT-DUTY TRUCKS

MANUFACTURER / ENGINE FAMILY/EVAP-EMISS FAM (CUBIC INCH DISPLACEMENT) / CARLINES COVERED	VEHICLE CARLINE REPRESENTED	EMISSION CONTROL SYSTEM	ENGINE DISP.& CARB VENTURIS	TRANS	INERTIA WEIGHT CLASS (LBS)	AXLE RATIO	CERTIFICATION LEVELS EXHAUST EMISSIONS (GRAMS/MILE) HYDRO-CARBONS	CARBON MONOXIDE	OXIDES OF NITROGEN	EVAPOR. EMISSIONS (GRAMS) HYDRO-CARBONS
CHRYSLER - EVAP-EMISSION FAMILIES:		EVAPORATIVE-EMISSION FAMILY TEST VEHICLES								
9K-12/2 (CONT.)	C VAN	EGR/PMP/OXD/ / /CAN	318-4	M-4	5000	3.55	0.65	8.2	2.0	2.5
	C PICKUP	EGR/PMP/OXD/ / /CAN	360-04	M-4	5000	4.10	0.79	11.	1.7	3.5
9K-13	UTILITY	EGR/PMP/OXD/ / /CAN	225-1	L-3	4000	3.55	0.82	12.	1.2	2.3
	VAN	EGR/PMP/OXD/ / /CAN	225-1	M-4	4000	3.55	1.7	3.8	1.8	1.6
9K-14	VAN	EGR/PMP/OXD/ / /CAN	360-2	A-3	4500	3.21	0.68	9.6	1.6	2.2
9K-2/2	VAN	EGR/PLS/OXD/ / /CAN	318-02	A-3	4500	3.21	0.54	6.4	2.0	2.3
	UTILITY	EGR/PLS/OXD/ / /CAN	318-02	L-3	4000	2.94	0.59	7.4	2.1	2.5
9K-4/1	C VAN	EGR/PMP/OXD/ / /CAN	318-04	L-3	4000	2.94	0.21	3.3	1.7	1.8
9K-4/2	C PICKUP	EGR/PMP/OXD/ / /CAN	318-4	A-3	5000	3.21	0.58	11.	2.1	2.5
	C VAN	EGR/PMP/OXD/ / /CAN	360-4	A-3	4500	3.21	0.44	11.	1.8	2.0
9K-5/1	PICKUP	EGR/PMP/OXD/ / /CAN	225-1	M-3	4000	3.55	1.7	10.	1.5	4.4
9K-6/2	PICKUP	EGR/PLS/OXD/ / /CAN	318-02	M-3	4000	3.21	1.1	10.	1.6	3.1
9K-7	PICKUP	EGR/PMP/OXD/ / /CAN	360-02	M-4	4500	3.55	1.2	9.1	1.8	4.9
9K-8/1	C PICKUP	EGR/PMP/OXD/ / /CAN	318-04	L-3	4000	2.94	0.39	6.3	2.0	3.7
9K-8/2	C PICKUP	EGR/PMP/OXD/ / /CAN	360-4	M-4	5000	4.10	0.81	11.	1.4	4.5
9K-8/3	PICKUP	EGR/PLS/OXD/ / /CAN	360-4	A-3	4500	3.55	1.1	18.	2.0	4.2
9K-9/1	VAN	EGR/PMP/OXD/ / /CAN	225-01	A-3	4000	4.10	0.69	8.6	1.9	2.2
	PICKUP	EGR/PMP/OXD/ / /CAN	225-01	M-4	4500	3.55	0.88	7.2	2.1	3.3
FORD - FAMILY COMBINATIONS CERTIFIED:		ENGINE FAMILY TEST VEHICLES								
T4.981X150 / TA										
(300)										
PICKUP	VAN (ECO/CLUB WG)	EGR/PMP/OXD/ / /CAN	300-01	A-3	4500	3.25	0.49	4.3	1.7	N/A
VAN (ECO/CLUB WG)	C VAN (ECO/CLUB WG)	EGR/PMP/OXD/ / /CAN	300-1	A-3	5000	3.73	0.61	7.9	1.5	N/A
PICKUP 4X4	PICKUP	EGR/PMP/OXD/ / /CAN	300-1	M-3	4000	2.75	0.80	14.	1.3	1.9 *
C PICKUP	PICKUP	EGR/PMP/OXD/ / /CAN	300-01	M-3	5000	4.10	0.96	7.3	2.2	N/A
C VAN (ECO/CLUB WG)	PICKUP 4x4	EGR/PMP/OXD/ / /CAN	300-01	M-4	4500	3.50	0.76	9.9	1.3	5.3 *
	C PICKUP	EGR/PMP/OXD/ / /CAN	300-1	M-4	4000	2.75	0.69	14.	1.0	N/A
(EXHAUST DETERIORATION FACTORS FOR -		EGR/PMP/OXD/ / /	FAMILY T4.981X150				: 1.155	1.000	1.021	N/A)
(EVAPOR. DETERIORATION FACTORS FOR -		/ / / / /CAN	FAMILY TA				: N/A	N/A	N/A	0.317)
T4.981X150 / TM										
(300)										
PICKUP	C VAN (ECO/CLUB WG)	EGR/PMP/OXD/ / /CAN	300-1	A-3	5000	3.73	0.61	7.9	1.5	N/A
VAN (ECO/CLUB WG)	VAN (ECO/CLUB WG)	EGR/PMP/OXD/ / /CAN	300-01	A-3	4500	3.25	0.49	4.3	1.7	N/A
PICKUP 4X4	PICKUP	EGR/PMP/OXD/ / /CAN	300-01	M-3	5000	4.10	0.96	7.3	2.2	1.5 *
C PICKUP	PICKUP	EGR/PMP/OXD/ / /CAN	300-1	M-3	4000	2.75	0.80	14.	1.3	N/A
C VAN (ECO/CLUB WG)	C PICKUP	EGR/PMP/OXD/ / /CAN	300-1	M-4	4000	2.75	0.68	14.	1.0	2.0 *
	PICKUP 4x4	EGR/PMP/OXD/ / /CAN	300-01	M-4	4500	3.50	0.76	9.9	1.3	N/A
(EXHAUST DETERIORATION FACTORS FOR -		EGR/PMP/OXD/ / /	FAMILY T4.981X150				: 1.155	1.000	1.021	N/A)
(EVAPOR. DETERIORATION FACTORS FOR -		/ / / / /CAN	FAMILY TM				: N/A	N/A	N/A	0.129)
T5.081X150 / TD										
(302)										
PICKUP	C VAN (ECO/CLUB WG)	EGR/PMP/OXD/ / /CAN	302-2	A-3	5000	3.73	0.56	6.6	1.7	N/A
VAN (ECO/CLUB WG)	PICKUP	EGR/PMP/OXD/ / /CAN	302-02	A-3	4000	2.75	0.69	9.3	1.8	2.8 *
C PICKUP	C PICKUP	EGR/PMP/OXD/ / /CAN	302-02	A-3	4000	3.25	0.29	1.2	1.6	N/A
C VAN (ECO/CLUB WG)	PICKUP	EGR/PMP/OXD/ / /CAN	302-02	M-3	4500	3.25	0.90	9.3	2.0	N/A
	VAN (ECO/CLUB WG)	EGR/PMP/OXD/ / /CAN	302-02	M-4	4000	2.75	0.71	8.7	1.9	4.5 *
(EXHAUST DETERIORATION FACTORS FOR -		EGR/PMP/OXD/ / /	FAMILY T5.081X150				: 1.170	1.161	1.193	N/A)
(EVAPOR. DETERIORATION FACTORS FOR -		/ / / / /CAN	FAMILY TD				: N/A	N/A	N/A	0.868)
T5.081X150 / TN										
(302)										
PICKUP	C PICKUP	EGR/PMP/OXD/ / /CAN	302-02	A-3	4000	3.25	0.29	1.2	1.6	N/A
VAN (ECO/CLUB WG)	C VAN (ECO/CLUB WG)	EGR/PMP/OXD/ / /CAN	302-2	A-3	5000	3.73	0.56	6.6	1.7	2.7 *
C PICKUP	PICKUP	EGR/PMP/OXD/ / /CAN	302-02	A-3	4000	2.75	0.69	9.3	1.8	N/A

*NOTE: THIS VEH GENERATED EVAP EMIS AS WELL AS EXH EMIS TEST RESULTS! A COMPLETE LISTING OF ALL TEST VEHICLES BELONGING TO EACH EVAP EMIS FAMILY IS PROVIDED IN THE EVAP EMIS FAMILY SECTION BELOW.

1979 MODEL YEAR LIGHT-DUTY TRUCKS

MANUFACTURER / ENGINE FAMILY/EVAP-EMISS FAM / (CUBIC INCH DISPLACEMENT) / CARLINES COVERED	VEHICLE CARLINE REPRESENTED	EMISSION CONTROL SYSTEM	ENGINE DISP.& CARB VENTURIS	TRANS	INERTIA WEIGHT CLASS (LBS)	AXLE RATIO	CERTIFICATION LEVELS: EXHAUST EMISSIONS (GRAMS/MILE) HYDRO-CARBONS	CARBON MONOXIDE	OXIDES OF NITROGEN	EVAPOR. EMISSIONS (GRAMS) HYDRO-CARBONS
FORD - FAMILY COMBINATIONS CERTIFIED:		ENGINE FAMILY TEST VEHICLES								
T5.0B1X150 / TN (CONT.)										
C VAN (ECO/CLUB WG)	PICKUP	EGR/PMP/OXD/ / /CAN	302-02	M-3	4500	3.25	0.90	9.3	2.0	2.0 *
	VAN (ECO/CLUB WG)	EGR/PMP/OXD/ / /CAN	302-02	M-4	4000	2.75	0.71	8.7	1.9	N/A
(EXHAUST DETERIORATION FACTORS FOR -		EGR/PMP/OXD/ / /	FAMILY T5.0B1X150				: 1.170	1.161	1.193	N/A)
(EVAPOR. DETERIORATION FACTORS FOR -		/ / / / /CAN	FAMILY TN				: N/A	N/A	N/A	0.0)
T5.8M/6.6B1X128 / TD										
(351.400)										
PICKUP	C PICKUP	EGR/PMP/OXD/ / /CAN	351-02	A-3	4500	2.75	0.33	3.5	1.5	N/A
PICKUP 4X4	C PICKUP 4x4	EGR/PMP/OXD/ / /CAN	351-02	A-3	5000	3.50	0.33	5.4	1.6	3.1 *
C PICKUP	PICKUP	EGR/PMP/OXD/ / /CAN	351-02	M-4	4500	3.00	0.64	5.9	1.7	N/A
C PICKUP 4X4	BRONCO	EGR/PMP/OXD/ / /CAN	351-02	M-4	5000	4.11	0.51	3.5	2.1	2.5 *
	C PICKUP 4x4	EGR/PMP/OXD/ / /CAN	400-02	A-3	5000	3.50	0.30	4.1	1.3	N/A
	PICKUP 4x4	EGR/PMP/OXD/ / /CAN	400-02	M-4	5500	3.54	0.70	13.	1.4	N/A
(EXHAUST DETERIORATION FACTORS FOR -		EGR/PMP/OXD/ / /	FAMILY T5.8M/6.6B1X128				: 1.000	1.000	1.060	N/A)
(EVAPOR. DETERIORATION FACTORS FOR -		/ / / / /CAN	FAMILY TD				: N/A	N/A	N/A	0.86R)
T5.8M/6.6B1X128 / TN										
(351.400)										
PICKUP	C PICKUP 4x4	EGR/PMP/OXD/ / /CAN	351-02	A-3	5000	3.50	0.33	5.4	1.6	N/A
PICKUP 4X4	C PICKUP	EGR/PMP/OXD/ / /CAN	351-02	A-3	4500	2.75	0.33	3.5	1.5	N/A
C PICKUP	PICKUP	EGR/PMP/OXD/ / /CAN	351-02	M-4	4500	3.00	0.64	5.9	1.7	2.9 *
C PICKUP 4X4	BRONCO	EGR/PMP/OXD/ / /CAN	351-02	M-4	5000	4.11	0.51	3.5	2.1	N/A
	C PICKUP 4x4	EGR/PMP/OXD/ / /CAN	400-02	A-3	5000	3.50	0.30	4.1	1.3	2.6 *
	PICKUP 4x4	EGR/PMP/OXD/ / /CAN	400-02	M-4	5500	3.54	0.70	13.	1.4	3.1 *
(EXHAUST DETERIORATION FACTORS FOR -		EGR/PMP/OXD/ / /	FAMILY T5.8M/6.6B1X128				: 1.000	1.000	1.060	N/A)
(EVAPOR. DETERIORATION FACTORS FOR -		/ / / / /CAN	FAMILY TN				: N/A	N/A	N/A	0.0)
T5.8WD1X150 / TD										
(351)										
VAN (ECO/CLUB WG)	C VAN (ECO/CLUB WG)	EGR/PMP/OXD/ / /CAN	351-02	A-3	5000	3.73	0.56	12.	1.3	N/A
	C VAN (ECO/CLUB WG)	EGR/PMP/OXD/ / /CAN	351-02	A-3	5000	2.75	0.75	13.	1.4	N/A
	VAN (ECO/CLUB WG)	EGR/PMP/OXD/ / /CAN	351-02	A-3	4500	2.75	0.42	5.5	1.9	2.8 *
	VAN (ECO/CLUB WG)	EGR/PMP/OXD/ / /CAN	351-02	M-3	4500	3.25	0.57	9.3	1.6	2.4 *
(EXHAUST DETERIORATION FACTORS FOR -		EGR/PMP/OXD/ / /	FAMILY T5.8WD1X150				: 1.390	1.000	1.132	N/A)
(EVAPOR. DETERIORATION FACTORS FOR -		/ / / / /CAN	FAMILY TD				: N/A	N/A	N/A	0.86R)
T5.8WD1X150 / TN										
(351)										
VAN (ECO/CLUB WG)	VAN (ECO/CLUB WG)	EGR/PMP/OXD/ / /CAN	351-02	A-3	4500	2.75	0.42	5.5	1.9	N/A
	C VAN (ECO/CLUB WG)	EGR/PMP/OXD/ / /CAN	351-02	A-3	5000	2.75	0.75	13.	1.4	2.5 *
	C VAN (ECO/CLUB WG)	EGR/PMP/OXD/ / /CAN	351-02	A-3	5000	3.73	0.56	12.	1.3	N/A
	VAN (ECO/CLUB WG)	EGR/PMP/OXD/ / /CAN	351-02	M-3	4500	3.25	0.57	9.3	1.6	N/A
(EXHAUST DETERIORATION FACTORS FOR -		EGR/PMP/OXD/ / /	FAMILY T5.8WD1X150				: 1.390	1.000	1.132	N/A)
(EVAPOR. DETERIORATION FACTORS FOR -		/ / / / /CAN	FAMILY TN				: N/A	N/A	N/A	0.0)
T7.5A1X150 / TP										
(460)										
PICKUP	C VAN (ECO/CLUB WG)	EGR/PMP/OXD/ / /CAN	460-04	A-3	6000	3.07	0.35	6.9	1.4	2.3 *
VAN (ECO/CLUB WG)	C PICKUP	EGR/PMP/OXD/ / /CAN	460-04	A-3	5000	3.54	0.35	4.6	1.5	4.7 *
	C PICKUP	EGR/PMP/OXD/ / /CAN	460-4	A-3	5500	4.10	0.64	4.8	2.2	2.8 *
(EXHAUST DETERIORATION FACTORS FOR -		EGR/PMP/OXD/ / /	FAMILY T7.5A1X150				: 1.162	1.091	1.000	N/A)
(EVAPOR. DETERIORATION FACTORS FOR -		/ / / / /CAN	FAMILY TP				: N/A	N/A	N/A	0.177)
FORD - EVAP-EMISSION FAMILIES:		EVAPORATIVE-EMISSION FAMILY TEST VEHICLES								
TA										
	PICKUP	EGR/PMP/OXD/ / /CAN	300-1	M-3	4000	2.75	0.80	12.	1.3	1.9
	PICKUP 4x4	EGR/PMP/OXD/ / /CAN	300-01	M-4	4500	3.50	0.76	9.9	1.3	5.3
TD										
	PICKUP	EGR/PMP/OXD/ / /CAN	302-02	A-3	4000	2.75	0.69	9.3	1.8	2.8
	VAN (ECO/CLUB WG)	EGR/PMP/OXD/ / /CAN	302-02	M-4	4000	2.75	0.71	8.7	1.9	4.5
	C PICKUP 4x4	EGR/PMP/OXD/ / /CAN	351-02	A-3	5000	3.50	0.33	5.4	1.6	3.1
	VAN (ECO/CLUB WG)	EGR/PMP/OXD/ / /CAN	351-02	A-3	4500	2.75	0.42	5.5	1.9	2.8
	VAN (ECO/CLUB WG)	EGR/PMP/OXD/ / /CAN	351-02	M-3	4500	3.25	0.57	9.3	1.6	2.4
	BRONCO	EGR/PMP/OXD/ / /CAN	351-02	M-4	5000	4.11	0.51	3.5	2.1	2.5

*NOTE: THIS VEH GENERATED EVAP EMIS AS WELL AS EXH EMIS TEST RESULTS; A COMPLETE LISTING OF ALL TEST VEHICLES BELONGING TO EACH EVAP EMIS FAMILY IS PROVIDED IN THE EVAP EMIS FAMILY SECTION BELOW.

1979 MODEL YEAR LIGHT-DUTY TRUCKS

MANUFACTURER ENGINE FAMILY/EVAP-EMISS FAM (CUBIC INCH DISPLACEMENT) CARLINES COVERED	VEHICLE CARLINE REPRESENTED	EMISSION CONTROL SYSTEM	ENGINE DISP.& CARB VENTURIS	TRANS	INERTIA WEIGHT CLASS (LBS)	AXLE RATIO	CERTIFICATION LEVELS EXHAUST EMISSIONS (GRAMS/MILE) HYDRO-CARBONS	CARBON MONOXIDE	OXIDES OF NITROGEN	EVAPOR. EMISSIONS (GRAMS) HYDRO-CARBONS
FORD - EVAP-EMISSION FAMILIES:										
		EVAPORATIVE-EMISSION FAMILY TEST VEHICLES								
TM										
	PICKUP	EGR/PMP/OXD/ / /CAN	300-01	M-3	5000	4.10	0.96	7.3	2.2	1.5
	C PICKUP	EGR/PMP/OXD/ / /CAN	300-1	M-4	4000	2.75	0.68	14.	1.0	2.0
TN										
	C VAN (FCO/CLUB WG)	EGR/PMP/OXD/ / /CAN	302-2	A-3	5000	3.73	0.56	6.6	1.7	2.7
	PICKUP	EGR/PMP/OXD/ / /CAN	302-02	M-3	4500	3.25	0.90	9.3	2.0	2.0
	C VAN (FCO/CLUB WG)	EGR/PMP/OXD/ / /CAN	351-02	A-3	5000	2.75	0.75	13.	1.4	2.5
	PICKUP	EGR/PMP/OXD/ / /CAN	351-02	M-4	4500	3.00	0.64	5.9	1.7	2.9
	C PICKUP 4X4	EGR/PMP/OXD/ / /CAN	400-02	A-3	5000	3.50	0.30	4.1	1.3	2.6
	PICKUP 4X4	EGR/PMP/OXD/ / /CAN	400-02	M-4	5500	3.54	0.70	13.	1.4	3.1
TP										
	C VAN (FCO/CLUB WG)	EGR/PMP/OXD/ / /CAN	460-04	A-3	6000	3.07	0.35	6.9	1.4	2.3
	C PICKUP	EGR/PMP/OXD/ / /CAN	460-04	A-3	5000	3.54	0.35	4.6	1.5	4.7
	C PICKUP	EGR/PMP/OXD/ / /CAN	460-4	A-3	5500	4.10	0.64	4.8	2.2	2.8
GENERAL MOTORS - FAMILY COMBINATIONS CERTIFIED:										
		ENGINE FAMILY TEST VEHICLES								
912F2 / 986-T (250)										
PICKUP	C CAB CHASSIS	EGR/PLS/OXD/OTR/ /CAN	250-2	A-3	5000	4.11	0.42	9.1	2.0	1.3 *
C PICKUP	CAB CHASSIS 4X4	EGR/PLS/OXD/OTR/ /CAN	250-2	A-3	5000	4.11	0.54	10.	2.3	N/A
PICKUP 4X4	C VAN	EGR/PLS/OXD/OTR/ /CAN	250-2	M-3	4000	4.11	0.50	5.1	1.8	1.9 *
VAN	PICKUP	EGR/PLS/OXD/OTR/ /CAN	250-2	M-3	4500	3.07	0.51	5.2	1.9	1.5 *
C VAN	CAB CHASSIS 4X4	EGR/PLS/OXD/OTR/ /CAN	250-2	M-4	5000	3.40	0.97	13.	2.3	N/A
UTILITY										
UTILITY 4X4										
SUBURBAN										
CAB CHASSIS										
C CAB CHASSIS										
CAB CHASSIS 4X4										
PICKUP										
C PICKUP										
PICKUP 4X4										
VAN										
C VAN										
UTILITY										
UTILITY 4X4										
SUBURBAN										
CAB CHASSIS										
C CAB CHASSIS										
CAB CHASSIS 4X4										
(EXHAUST DETERIORATION FACTORS FOR -		EGR/PLS/OXD/OTR/ /	FAMILY 912F2				: 1.000	1.000	1.000	N/A)
(EVAPOR. DETERIORATION FACTORS FOR -		/ / / / /CAN	FAMILY 986-T				: N/A	N/A	N/A	0.0)
912F2 / 9C6-T (250)										
PICKUP	CAB CHASSIS 4X4	EGR/PLS/OXD/OTR/ /CAN	250-2	A-3	5000	4.11	0.54	10.	2.3	2.0 *
C PICKUP	C CAB CHASSIS	EGR/PLS/OXD/OTR/ /CAN	250-2	A-3	5000	4.11	0.42	9.1	2.0	N/A
PICKUP 4X4	PICKUP	EGR/PLS/OXD/OTR/ /CAN	250-2	M-3	4500	3.07	0.51	5.2	1.9	N/A
CAB CHASSIS	CAB CHASSIS 4X4	EGR/PLS/OXD/OTR/ /CAN	250-2	M-4	5000	3.40	0.97	13.	2.3	1.7 *
C CAB CHASSIS										
CAB CHASSIS 4X4										
PICKUP										
C PICKUP										
PICKUP 4X4										
UTILITY										
C UTILITY										
UTILITY 4X4										
(EXHAUST DETERIORATION FACTORS FOR -		EGR/PLS/OXD/OTR/ /	FAMILY 912F2				: 1.000	1.000	1.000	N/A)
(EVAPOR. DETERIORATION FACTORS FOR -		/ / / / /CAN	FAMILY 9C6-T				: N/A	N/A	N/A	0.0)
912K4 / 984-T (350,400)										
C PICKUP	C FORWARD CNTRL CHAS	EGR/PMP/OXD/OTR/ /CAN	350-4	A-3	6000	4.10	0.35	7.3	2.1	2.7 *
PICKUP	C PICKUP	EGR/PMP/OXD/OTR/ /CAN	350-4	A-3	4500	3.07	0.32	3.7	1.6	N/A
C PICKUP 4X4	C VAN	EGR/PMP/OXD/OTR/ /CAN	350-4	M-3	4500	3.73	0.38	2.8	2.2	N/A
C VAN	C UTILITY	EGR/PMP/OXD/OTR/ /CAN	350-4	M-4	5000	2.76	0.54	6.5	1.3	2.0 *
VAN	C SUBURBAN 4X4	EGR/PMP/OXD/OTR/ /CAN	400-4	A-3	5500	2.76	0.32	4.7	1.5	N/A
C UTILITY										
C UTILITY 4X4										
C SUBURBAN										
C SUBURBAN 4X4										
C CAB CHASSIS										

*NOTE: THIS VEH GENERATED EVAP EMIS AS WELL AS EXH EMIS TEST RESULTS; A COMPLETE LISTING OF ALL TEST VEHICLES BELONGING TO EACH EVAP EMIS FAMILY IS PROVIDED IN THE EVAP EMIS FAMILY SECTION BELOW.

1979 MODEL YEAR LIGHT-DUTY TRUCKS

MANUFACTURER / ENGINE FAMILY/EVAP-EMISS FAM / (CUBIC INCH DISPLACEMENT) / CARLINES COVERED	VEHICLE CARLINE REPRESENTED	EMISSION CONTROL SYSTEM	ENGINE DISP.& CARB VENTIDIS	T R A N S	INERTIA WEIGHT CLASS (LBS)	AXLE RATIO	CERTIFICATION LEVELS EXHAUST EMISSIONS (GRAMS/MILE) HYDRO-CARBONS	CARBON MONOXIDE	OXIDES OF NITROGEN	EVAPOR. EMISSIONS (GRAMS) HYDRO-CARBONS
GENERAL MOTORS - FAMILY COMBINATIONS CERTIFIED:										
ENGINE FAMILY TEST VEHICLES										
912K4 / 9B4-T (CONT.)										
C CAB CHASSIS 4X4										
C FORWARD CNTRL CHAS										
C PICKUP										
PICKUP										
C PICKUP 4X4										
C VAN										
VAN										
C UTILITY										
C UTILITY 4X4										
C SUBURBAN										
C SUBURBAN 4X4										
C CAB CHASSIS										
C CAB CHASSIS 4X4										
C FORWARD CNTRL CHAS										
(EXHAUST DETERIORATION FACTORS FOR -		EGR/PMP/OXD/OTR/	/		FAMILY 912K4		: 1.152	1.004	1.000	N/A)
(EVAPOR. DETERIORATION FACTORS FOR -		/ / / /	/CAN		FAMILY 9B4-T		: N/A	N/A	N/A	0.0)
912K4 / 9C4-T										
(350)										
C PICKUP	C PICKUP	EGR/PMP/OXD/OTR/	/CAN	350-4	A-3	4500	3.07	0.32	3.7	1.6	N/A
PICKUP										
C PICKUP 4X4										
C CAB CHASSIS										
C CAB CHASSIS 4X4										
C PICKUP										
PICKUP										
C PICKUP 4X4										
C CAB CHASSIS										
C CAB CHASSIS 4X4										
(EXHAUST DETERIORATION FACTORS FOR -		EGR/PMP/OXD/OTR/	/		FAMILY 912K4		: 1.152	1.004	1.000	N/A)
(EVAPOR. DETERIORATION FACTORS FOR -		/ / / /	/		FAMILY 9C4-T		: N/A	N/A	N/A	-1.000)
912K4B / 9B4-T										
(350,400)										
PICKUP	PICKUP	EGR/OXD/OTR/	/	/CAN	350-4	A-3	5000	3.73	0.70	11.	2.3	2.4 *
PICKUP 4X4	PICKUP	EGR/OXD/OTR/	/	/CAN	350-4	M-3	4500	2.76	0.90	12.	1.9	N/A
VAN	CAB CHASSIS 4X4	EGR/OXD/OTR/	/	/CAN	350-4	M-4	5500	4.10	0.85	15.	2.2	2.1 *
UTILITY	SUBURBAN	EGR/OXD/OTR/	/	/CAN	350-4	M-4	5000	4.11	0.77	17.	1.9	3.6 *
UTILITY 4X4	CAB CHASSIS	EGR/OXD/OTR/	/	/CAN	400-4	A-3	6000	4.10	0.66	14.	2.1	N/A
SUBURBAN												
SUBURBAN 4X4												
CAB CHASSIS												
CAB CHASSIS 4X4												
PICKUP												
PICKUP 4X4												
VAN												
UTILITY												
UTILITY 4X4												
SUBURBAN												
SUBURBAN 4X4												
CAB CHASSIS												
CAB CHASSIS 4X4												
(EXHAUST DETERIORATION FACTORS FOR -		EGR/OXD/OTR/	/	/	FAMILY 912K4B				: 1.347	1.217	1.140	N/A)
(EVAPOR. DETERIORATION FACTORS FOR -		/ / / /	/CAN		FAMILY 9B4-T				: N/A	N/A	N/A	0.0)
912K4B / 9C4-T												
(350,400)												
PICKUP	PICKUP	EGR/OXD/OTR/	/	/CAN	350-4	A-3	5000	3.73	0.70	11.	2.3	N/A
PICKUP 4X4	PICKUP	EGR/OXD/OTR/	/	/CAN	350-4	M-3	4500	2.76	0.90	12.	1.9	5.4 *
CAB CHASSIS	CAB CHASSIS 4X4	EGR/OXD/OTR/	/	/CAN	350-4	M-4	5500	4.10	0.85	15.	2.2	N/A
CAB CHASSIS 4X4	CAB CHASSIS	EGR/OXD/OTR/	/	/CAN	400-4	A-3	6000	4.10	0.66	14.	2.1	3.1 *
PICKUP												
PICKUP 4X4												
CAB CHASSIS												
CAB CHASSIS 4X4												
(EXHAUST DETERIORATION FACTORS FOR -		EGR/OXD/OTR/	/	/	FAMILY 912K4B				: 1.347	1.217	1.140	N/A)
(EVAPOR. DETERIORATION FACTORS FOR -		/ / / /	/CAN		FAMILY 9C4-T				: N/A	N/A	N/A	0.0)
912R4 / 9B4-T												
(454)												
C PICKUP	C CAB CHASSIS	EGR/PMP/OXD/OTR/	/CAN	454-4	A-3	6000	3.21	0.31	9.6	1.8	4.3 *
C SUBURBAN	C PICKUP	EGR/PMP/OXD/OTR/	/CAN	454-4	A-3	5500	3.21	0.28	4.8	1.8	N/A
C CAB CHASSIS	C CAB CHASSIS	EGR/PMP/OXD/OTR/	/CAN	454-4	A-3	6000	4.10	0.38	9.1	2.2	2.5 *
C PICKUP	C PICKUP	EGR/PMP/OXD/OTR/	/CAN	454-4	A-3	5000	2.76	0.33	5.9	1.5	2.9 *

*NOTE: THIS VEH GENERATED EVAP EMIS AS WELL AS EXH EMIS TEST RESULTS: A COMPLETE LISTING OF ALL TEST VEHICLES BELONGING TO EACH EVAP EMIS FAMILY IS PROVIDED IN THE EVAP EMIS FAMILY SECTION BELOW.

1979 MODEL YEAR LIGHT-DUTY TRUCKS

MANUFACTURER / ENGINE FAMILY/EVAP-EMISS FAM (CUBIC INCH DISPLACEMENT) / CARLINES COVERED	VEHICLE CARLINE REPRESENTED	EMISSION CONTROL SYSTEM	ENGINE DISP.& CARB VENTURIS	TRANS	INERTIA WEIGHT CLASS (LBS)	AXLE RATIO	CERTIFICATION LEVELS: EXHAUST EMISSIONS (GRAMS/MILE) HYDRO-CARBONS	CARBON MONOXIDE	OXIDES OF NITROGEN	EVAPOR. EMISSIONS (GRAMS) HYDRO-CARBONS
GENERAL MOTORS - FAMILY COMBINATIONS CERTIFIED:										
ENGINE FAMILY TEST VEHICLES										
912R4 / 984-T (CONT.)										
C SUBURBAN C CAB CHASSIS	C CAB CHASSIS	EGR/PMP/OXD/OTR/ /CAN	454-4	M-4	5500	4.10	0.50	7.8	1.9	N/A
(EXHAUST DETERIORATION FACTORS FOR -		EGR/PMP/OXD/OTR/ /	FAMILY 912R4				: 1.100	1.000	1.000	N/A)
(EVAPOR. DETERIORATION FACTORS FOR -		/ / / / /CAN	FAMILY 984-T				: N/A	N/A	N/A	0.0)
912R4 / 9C4-T										
(454)										
C PICKUP	C PICKUP	EGR/PMP/OXD/OTR/ /CAN	454-4	A-3	5500	3.21	0.28	4.8	1.8	N/A
C CAB CHASSIS	C PICKUP	EGR/PMP/OXD/OTR/ /CAN	454-4	A-3	5000	2.76	0.33	5.9	1.5	N/A
C PICKUP	C CAB CHASSIS	EGR/PMP/OXD/OTR/ /CAN	454-4	A-3	6000	4.10	0.38	9.1	2.2	N/A
C CAB CHASSIS	C CAB CHASSIS	EGR/PMP/OXD/OTR/ /CAN	454-4	A-3	6000	3.21	0.31	9.6	1.8	N/A
	C CAB CHASSIS	EGR/PMP/OXD/OTR/ /CAN	454-4	M-4	5500	4.10	0.50	7.8	1.9	N/A
(EXHAUST DETERIORATION FACTORS FOR -		EGR/PMP/OXD/OTR/ /	FAMILY 912R4				: 1.100	1.000	1.000	N/A)
(EVAPOR. DETERIORATION FACTORS FOR -		/ / / / /	FAMILY 9C4-T				: N/A	N/A	N/A	-1.000)
912Y2 / 983-T										
(305)										
PICKUP	UTILITY 4X4	EGR/OXD/OTR/ / /CAN	305-2	A-3	5000	3.07	0.65	15.	1.9	2.1 *
VAN	CAB CHASSIS	EGR/OXD/OTR/ / /CAN	305-2	A-3	5500	3.73	0.59	14.	2.1	N/A
UTILITY	PICKUP	EGR/OXD/OTR/ / /CAN	305-2	A-3	4500	2.76	0.60	12.	1.5	2.0 *
UTILITY 4X4	PICKUP	EGR/OXD/OTR/ / /CAN	305-2	M-3	4500	3.07	0.74	12.	2.3	N/A
SUBURBAN	SUBURBAN	EGR/OXD/OTR/ / /CAN	305-2	M-4	5000	4.11	0.80	11.	1.7	N/A
SUBURBAN 4X4 CAB CHASSIS PICKUP VAN UTILITY UTILITY 4X4 SUBURBAN SUBURBAN 4X4 CAB CHASSIS										
(EXHAUST DETERIORATION FACTORS FOR -		EGR/OXD/OTR/ / /	FAMILY 912Y2				: 1.257	1.019	1.152	N/A)
(EVAPOR. DETERIORATION FACTORS FOR -		/ / / / /CAN	FAMILY 983-T				: N/A	N/A	N/A	0.0)
912Y2 / 9C3-T										
(305)										
PICKUP	CAB CHASSIS	EGR/OXD/OTR/ / /CAN	305-2	A-3	5500	3.73	0.59	14.	2.1	2.6 *
CAB CHASSIS	PICKUP	EGR/OXD/OTR/ / /CAN	305-2	A-3	4500	2.76	0.60	12.	1.5	N/A
PICKUP	PICKUP	EGR/OXD/OTR/ / /CAN	305-2	M-3	4500	3.07	0.74	12.	2.3	1.8 *
CAB CHASSIS	SUBURBAN	EGR/OXD/OTR/ / /CAN	305-2	M-4	5000	4.11	0.80	11.	1.7	N/A
(EXHAUST DETERIORATION FACTORS FOR -		EGR/OXD/OTR/ / /	FAMILY 912Y2				: 1.257	1.019	1.152	N/A)
(EVAPOR. DETERIORATION FACTORS FOR -		/ / / / /CAN	FAMILY 9C3-T				: N/A	N/A	N/A	0.0)
GENERAL MOTORS - EVAP-EMISSION FAMILIES:										
EVAPORATIVE-EMISSION FAMILY TEST VEHICLES										
983-T										
	UTILITY 4X4	EGR/OXD/OTR/ / /CAN	305-2	A-3	5000	3.07	0.65	15.	1.9	2.1
	PICKUP	EGR/OXD/OTR/ / /CAN	305-2	A-3	4500	2.76	0.60	12.	1.5	2.0
984-T										
	C FORWARD CNTRL CHAS	EGR/PMP/OXD/OTR/ /CAN	350-4	A-3	6000	4.10	0.35	7.3	2.1	2.7
	PICKUP	EGR/OXD/OTR/ / /CAN	350-4	A-3	5000	3.73	0.70	11.	2.3	2.4
	SUBURBAN	EGR/OXD/OTR/ / /CAN	350-4	M-4	5000	4.11	0.77	17.	1.9	3.6
	CAB CHASSIS 4X4	EGR/OXD/OTR/ / /CAN	350-4	M-4	5500	4.10	0.85	15.	2.2	2.1
	C UTILITY	EGR/PMP/OXD/OTR/ /CAN	350-4	M-4	5000	2.76	0.59	6.5	1.3	2.0
	C CAB CHASSIS	EGR/PMP/OXD/OTR/ /CAN	454-4	A-3	6000	3.21	0.31	9.6	1.8	4.3
	C CAB CHASSIS	EGR/PMP/OXD/OTR/ /CAN	454-4	A-3	6000	4.10	0.38	9.1	2.2	2.5
	C PICKUP	EGR/PMP/OXD/OTR/ /CAN	454-4	A-3	5000	2.76	0.33	5.9	1.5	2.9
986-T										
	C CAB CHASSIS	EGR/PLS/OXD/OTR/ /CAN	250-2	A-3	5000	4.11	0.42	9.1	2.0	1.3
	C VAN	EGR/PLS/OXD/OTR/ /CAN	250-2	M-3	4000	4.11	0.50	5.1	1.8	1.9
	PICKUP	EGR/PLS/OXD/OTR/ /CAN	250-2	M-3	4500	3.07	0.51	5.2	1.9	1.5
9C3-T										
	CAB CHASSIS	EGR/OXD/OTR/ / /CAN	305-2	A-3	5500	3.73	0.59	14.	2.1	2.6
	PICKUP	EGR/OXD/OTR/ / /CAN	305-2	M-3	4500	3.07	0.74	12.	2.3	1.8
9C4-T										
	PICKUP	EGR/OXD/OTR/ / /CAN	350-4	M-3	4500	2.76	0.90	12.	1.9	5.4
	CAB CHASSIS	EGR/OXD/OTR/ / /CAN	400-4	A-3	6000	4.10	0.66	14.	2.1	3.1

*NOTE: THIS VEH GENERATED EVAP EMIS AS WELL AS EXH EMIS TEST RESULTS: A COMPLETE LISTING OF ALL TEST VEHICLES BELONGING TO EACH EVAP EMIS FAMILY IS PROVIDED IN THE EVAP EMIS FAMILY SECTION BELOW.

1979 MODEL YEAR LIGHT-DUTY TRUCKS

MANUFACTURER / ENGINE FAMILY/EVAP-EMISS FAM (CUBIC INCH DISPLACEMENT) / CARLINES COVERED	VEHICLE CARLINE REPRESENTED	EMISSION CONTROL SYSTEM	ENGINE DISP.& CARB VENTURIS	TRANS CLASS	INERTIA WEIGHT (LBS)	AXLE RATIO	CERTIFICATION LEVELS EXHAUST EMISSIONS (GRAMS/MILE) HYDRO-CARBONS	CARBON MONOXIDE	OXIDES OF NITROGEN	EVAPOR. EMISSIONS (GRAMS) HYDRO-CARBONS
GENERAL MOTORS - EVAP-EMISSION FAMILIES:		**EVAPORATIVE-EMISSION FAMILY TEST VEHICLES**								
9C6-T										
	CAB CHASSIS 4X4	EGR/PLS/OXD/OTR/ /CAN	250-2	A-3	5000	4.11	0.54	10.	2.3	2.0
	CAB CHASSIS 4X4	EGR/PLS/OXD/OTR/ /CAN	250-2	M-4	5000	3.40	0.97	13.	2.3	1.7
IHC - FAMILY COMBINATIONS CERTIFIED:		**ENGINE FAMILY TEST VEHICLES**								
V-304 / 2V (304)										
C SCOUT II	C SCOUT II 4X4	EGR/PMP/OXD/ / /CAN	304-02	A-3	4500	3.07	0.58	11. *	1.9	4.5 *
C TRAVELER	C SCOUT II	EGR/PMP/OXD/ / /CAN	304-02	M-3	4000	4.09	0.49	4.8	1.6	N/A
C SCOUT II 4X4	C TRAVELER 4X4	EGR/PMP/OXD/ / /CAN	304-02	M-4	4500	3.07	0.63	6.1	1.7	N/A
C TERRA										
C TRAVELER 4X4										
C SS II										
(EXHAUST DETERIORATION FACTORS FOR -		EGR/PMP/OXD/ / /	FAMILY V-304				: 1.188	1.165	1.030	N/A)
(EVAPOR. DETERIORATION FACTORS FOR -		/ / / / /CAN	FAMILY 2V				: N/A	N/A	N/A	0.654)
V-345 / 4V (345)										
C SCOUT II	C SCOUT II 4X4	EGR/PMP/OXD/ / /CAN	345-04	A-3	4500	3.07	0.64	11.	2.2	5.4 *
C TRAVELER	C SCOUT II 4X4	EGR/PMP/OXD/ / /CAN	345-04	M-3	4500	3.73	0.85	15.	1.9	N/A
C SCOUT II 4X4	C TRAVELER 4X4	EGR/PMP/OXD/ / /CAN	345-04	M-4	4500	3.07	0.83	12.	2.2	N/A
C TRAVELER 4X4										
C TERRA										
C SS II										
(EXHAUST DETERIORATION FACTORS FOR -		EGR/PMP/OXD/ / /	FAMILY V-345				: 1.414	2.353	1.000	N/A)
(EVAPOR. DETERIORATION FACTORS FOR -		/ / / / /CAN	FAMILY 4V				: N/A	N/A	N/A	0.0)
4-196 / 1V (196)										
C SCOUT II	C SCOUT II 4X4	EGR/PMP/OXD/ / /CAN	196-01	M-3	4000	4.09	0.45	8.4	1.7	3.8 *
C SCOUT II 4X4	C SCOUT II 4X4	EGR/PMP/OXD/ / /CAN	196-01	M-4	4000	3.54	0.41	6.6	1.5	N/A
C TERRA										
C SS II										
(EXHAUST DETERIORATION FACTORS FOR -		EGR/PMP/OXD/ / /	FAMILY 4-196				: 1.000	1.000	1.000	N/A)
(EVAPOR. DETERIORATION FACTORS FOR -		/ / / / /CAN	FAMILY 1V				: N/A	N/A	N/A	0.0)
IHC - EVAP-EMISSION FAMILIES:		**EVAPORATIVE-EMISSION FAMILY TEST VEHICLES**								
1V	C SCOUT II 4X4	EGR/PMP/OXD/ / /CAN	196-01	M-3	4000	4.09	0.45	8.4	1.7	3.8
2V	C SCOUT II 4X4	EGR/PMP/OXD/ / /CAN	304-02	A-3	4500	3.07	0.58	11.	1.9	4.5
4V	C SCOUT II 4X4	EGR/PMP/OXD/ / /CAN	345-04	A-3	4500	3.07	0.64	11.	2.2	5.4
ISUZU - FAMILY COMBINATIONS CERTIFIED:		**ENGINE FAMILY TEST VEHICLES**								
G180ZL-E / CRK-6 (111)										
C LUV PICKUP	C LUV PICKUP	EGR/PMP/ / / /CRK	111-02	A-3	2750	4.10	0.18	3.7	1.2	N/A
C LUV PICKUP 4X4	C LUV CAB CHASSIS	EGR/PMP/ / / /CRK	111-02	A-3	3000	4.10	0.15	4.2	1.3	1.8 *
C LUV CAB CHASSIS	C LUV CAB CHASSIS	EGR/PMP/ / / /CRK	111-02	M-4	3000	4.10	0.13	3.8	1.2	N/A
	C LUV PICKUP	EGR/PMP/ / / /CRK	111-02	M-4	3000	3.73	0.15	1.0	1.5	N/A
	C LUV PICKUP 4X4	EGR/PMP/ / / /CRK	111-02	M-4	3000	4.10	0.16	3.3	1.2	N/A
(EXHAUST DETERIORATION FACTORS FOR -		EGR/PMP/ / / /	FAMILY G180ZL-E				: 1.000	1.025	1.000	N/A)
(EVAPOR. DETERIORATION FACTORS FOR -		/ / / / /CRK	FAMILY CRK-6				: N/A	N/A	N/A	0.0)
G180ZL-F / CRK-L (111)										
LUV PICKUP	LUV PICKUP	EGR/PMP/ / / /CRK	111-02	A-3	2750	4.10	1.2	14.	1.8	N/A
LUV PICKUP 4X4	LUV PICKUP	EGR/PMP/ / / /CRK	111-02	M-4	3000	3.73	1.2	14.	2.2	1.2 *
	LUV PICKUP 4X4	EGR/PMP/ / / /CRK	111-02	M-4	3000	4.10	0.88	13.	1.5	N/A
	LUV PICKUP	EGR/PMP/ / / /CRK	111-02	M-5	2750	3.73	1.6	14.	2.1	N/A

*NOTE: THIS VEH GENERATED EVAP EMIS AS WELL AS EXH EMIS TEST RESULTS! A COMPLETE LISTING OF ALL TEST VEHICLES BELONGING TO EACH EVAP EMIS FAMILY IS PROVIDED IN THE EVAP EMIS FAMILY SECTION BELOW.

1979 MODEL YEAR LIGHT-DUTY TRUCKS

MANUFACTURER / ENGINE FAMILY/EVAP-EMISS FAM (CUBIC INCH DISPLACEMENT) CARLINES COVERED	VEHICLE CARLINE REPRESENTED	EMISSION CONTROL SYSTEM	ENGINE DISP.& CARB VENTURIS	TRANS	INERTIA WEIGHT CLASS (LBS)	AXLE RATIO	CERTIFICATION LEVELS EXHAUST EMISSIONS (GRAMS/MILE) HYDRO-CARBONS	CARBON MONOXIDE	OXIDES OF NITROGEN	EVAPOR. EMISSIONS (GRAMS) HYDRO-CARBONS
ISUZU - FAMILY COMBINATIONS CERTIFIED:										
		ENGINE FAMILY TEST VEHICLES								
G180ZL-F / CRK-L (CONT.)										
(EXHAUST DETERIORATION FACTORS FOR -		EGR/PMP/ / / /		FAMILY G180ZL-F			: 1.000	1.000	1.000	N/A)
(EVAPOR. DETERIORATION FACTORS FOR -		/ / / / /CRK		FAMILY CRK-L			: N/A	N/A	N/A	0.0)
ISUZU - EVAP-EMISSION FAMILIES:										
		EVAPORATIVE-EMISSION FAMILY TEST VEHICLES								
CRK-L	LUV PICKUP	EGR/PMP/ / / /CRK	111-02	M-4	3000	3.73	1.2	14.	2.2	1.2
CRK-6	C LUV CAB CHASSIS	EGR/PMP/ / / /CRK	111-02	A-3	3000	4.10	0.15	4.2	1.3	1.8
NISSAN - FAMILY COMBINATIONS CERTIFIED:										
		ENGINE FAMILY TEST VEHICLES								
TL200F / EVP-CARB-1 (119)										
PICKUP	PICKUP	EGR/PMP/ / / /CAN	119-2	A-3	2750	4.11	1.3	11.	1.9	N/A
DATSUN CAB CHAS	DATSUN CAB CHAS	EGR/PMP/ / / /CAN	119-2	M-4	3500	4.38	0.66	12.	2.0	N/A
	PICKUP	EGR/PMP/ / / /CAN	119-2	M-4	2750	4.11	1.4	11.	2.1	N/A
	PICKUP	EGR/PMP/ / / /CAN	119-2	M-5	2750	4.11	1.2	14.	2.0	N/A
(EXHAUST DETERIORATION FACTORS FOR -		EGR/PMP/ / / /		FAMILY TL200F			: 1.074	1.077	1.000	N/A)
(EVAPOR. DETERIORATION FACTORS FOR -		/ / / / /CAN		FAMILY EVP-CARB-1			: N/A	N/A	N/A	0.180)
TL201C / EVP-CARB-1 (119)										
C PICKUP	C PICKUP	EGR/PMP/OXD/ / /CAN	119-2	A-3	2750	4.11	0.31	4.3	1.2	N/A
C DATSUN CAB CHAS	C DATSUN CAB CHAS	EGR/PMP/OXD/ / /CAN	119-2	M-4	3500	4.38	0.17	5.5	1.3	2.4 *
	C PICKUP	EGR/PMP/OXD/ / /CAN	119-2	M-4	2750	4.11	0.29	3.4	1.2	3.4 *
	C PICKUP	EGR/PMP/OXD/ / /CAN	119-2	M-5	2750	4.11	0.36	3.3	1.4	N/A
(EXHAUST DETERIORATION FACTORS FOR -		EGR/PMP/OXD/ / /		FAMILY TL201C			: 1.160	1.006	1.000	N/A)
(EVAPOR. DETERIORATION FACTORS FOR -		/ / / / /CAN		FAMILY EVP-CARB-1			: N/A	N/A	N/A	0.180)
EVP-CARB-1	C DATSUN CAB CHAS	EGR/PMP/OXD/ / /CAN	119-2	M-4	3500	4.38	0.17	5.5	1.3	2.4
	C PICKUP	EGR/PMP/OXD/ / /CAN	119-2	M-4	2750	4.11	0.29	3.4	1.2	3.4
SUZUKI - FAMILY COMBINATIONS CERTIFIED:										
		ENGINE FAMILY TEST VEHICLES								
LJ8 / F8A-1 (49)										
LJ80/LJ80V	LJ81 PICKUP	EM /EGR/ / / /CAN	49-1	M-4	2250	4.56	1.6	15.	1.7	1.0 *
LJ81 PICKUP	LJ80/LJ80V	EM /EGR/ / / /CAN	49-1	M-4	2000	4.56	1.6	12.	1.8	N/A
(EXHAUST DETERIORATION FACTORS FOR -		EM /EGR/ / / /		FAMILY LJ8			: 1.000	1.000	1.044	N/A)
(EVAPOR. DETERIORATION FACTORS FOR -		/ / / / /CAN		FAMILY F8A-1			: N/A	N/A	N/A	0.0)
SUZUKI - EVAP-EMISSION FAMILIES:										
		EVAPORATIVE-EMISSION FAMILY TEST VEHICLES								
F8A-1	LJ81 PICKUP	EM /EGR/ / / /CAN	49-1	M-4	2250	4.56	1.6	15.	1.7	1.0
TOYO KOGYO - FAMILY COMBINATIONS CERTIFIED:										
		ENGINE FAMILY TEST VEHICLES								
9MAT / 9SCR (120)										
COURIER PICKUP	COURIER PICKUP	EGR/PLS/OXD/ / /CAN	120-02	M-4	3000	3.31	0.59	8.1	1.5	2.0 *
B2000 PICKUP	C COURIER PICKUP	EGR/PMP/OXD/ / /CAN	120-2	M-5	3000	3.31	0.27	2.9	1.1	2.9 *
C COURIER PICKUP										
C B2000 PICKUP										
(EXHAUST DETERIORATION FACTORS FOR -		EGR/PLS/OXD/ / /		FAMILY 9MAT			: 1.468	1.700	1.007	N/A)
(EXHAUST DETERIORATION FACTORS FOR -		EGR/PMP/OXD/ / /		FAMILY 9MAT			: 1.157	1.710	1.000	N/A)
(EVAPOR. DETERIORATION FACTORS FOR -		/ / / / /CAN		FAMILY 9SCB			: N/A	N/A	N/A	0.260)

*NOTE: THIS VEH GENERATED EVAP EMIS AS WELL AS EXH EMIS TEST RESULTS; A COMPLETE LISTING OF ALL TEST VEHICLES BELONGING TO EACH EVAP EMIS FAMILY IS PROVIDED IN THE EVAP EMIS FAMILY SECTION BELOW.

1979 MODEL YEAR LIGHT-DUTY TRUCKS

MANUFACTURER / ENGINE FAMILY/EVAP-EMISS FAM (CUBIC INCH DISPLACEMENT) / CARLINES COVERED	VEHICLE CARLINE REPRESENTED	EMISSION CONTROL SYSTEM	ENGINE DISP.& CARB VENTURIS	T R A N S	INERTIA WEIGHT CLASS (LBS)	AXLE RATIO	CERTIFICATION LEVELS: EXHAUST EMISSIONS (GRAMS/MILE) HYDRO-CARBONS	CARBON MONOXIDE	OXIDES OF NITROGEN	EVAPOR. EMISSIONS (GRAMS) HYDRO-CARBONS
TOYO KOGYO - FAMILY COMBINATIONS CERTIFIED:										
ENGINE FAMILY TEST VEHICLES										
9WBT / 9SCC (140)										
COURIER PICKUP	C COURIER PICKUP	EGR/PMP/OXD/ / /CAN	140-02	A-3	3000	3.64	0.28	4.5	1.1	N/A
C COURIER PICKUP	COURIER PICKUP	EGR/PLS/OXD/ / /CAN	140-02	A-3	3000	3.64	0.34	8.8	1.6	2.4 *
	C COURIER PICKUP	EGR/PMP/OXD/ / /CAN	140-02	M-4	3000	3.64	0.25	3.9	1.0	1.3 *
	COURIER PICKUP	EGR/PLS/OXD/ / /CAN	140-02	M-5	3000	3.64	0.45	9.9	1.6	N/A
(EXHAUST DETERIORATION FACTORS FOR -		EGR/PMP/OXD/ / /	FAMILY 9WBT				: 1.205	1.161	1.000	N/A)
(EXHAUST DETERIORATION FACTORS FOR -		EGR/PLS/OXD/ / /	FAMILY 9WBT				: 1.319	1.309	1.028	N/A)
(EVAPOR. DETERIORATION FACTORS FOR -		/ / / / /CAN	FAMILY 9SCC				: N/A	N/A	N/A	0.250)
TOYO KOGYO - EVAP-EMISSION FAMILIES:										
EVAPORATIVE-EMISSION FAMILY TEST VEHICLES										
9SCR										
	COURIER PICKUP	EGR/PLS/OXD/ / /CAN	120-02	M-4	3000	3.31	0.59	8.1	1.5	2.0
	C COURIER PICKUP	EGR/PMP/OXD/ / /CAN	120-2	M-5	3000	3.31	0.27	2.9	1.1	2.9
9SCC										
	COURIER PICKUP	EGR/PLS/OXD/ / /CAN	140-02	A-3	3000	3.64	0.34	8.8	1.6	2.4
	C COURIER PICKUP	EGR/PMP/OXD/ / /CAN	140-02	M-4	3000	3.64	* 0.25	3.9	1.0	1.3
TOYOTA - FAMILY COMBINATIONS CERTIFIED:										
ENGINE FAMILY TEST VEHICLES										
2F(C) / EV-F (258)										
C LAND CRUISER	C LAND CRUISER WG	EGR/PMP/OXD/ / /CAN	258-2	M-4	4500	3.70	0.20	3.0	1.5	2.2 *
C LAND CRUISER WG	C LAND CRUISER	EGR/PMP/OXD/ / /CAN	258-2	M-4	4000	3.70	0.18	3.3	1.2	2.1 *
(EXHAUST DETERIORATION FACTORS FOR -		EGR/PMP/OXD/ / /	FAMILY 2F(C)				: 1.000	1.000	1.020	N/A)
(EVAPOR. DETERIORATION FACTORS FOR -		/ / / / /CAN	FAMILY EV-F				: N/A	N/A	N/A	0.165)
2F(F) / EV-F (258)										
LAND CRUISER	LAND CRUISER WG	EGR/PMP/OXD/ / /CAN	258-2	M-4	4500	3.70	0.70	10.	1.7	N/A
LAND CRUISER WG	LAND CRUISER	EGR/PMP/OXD/ / /CAN	258-2	M-4	4000	3.70	0.62	9.2	1.8	N/A
(EXHAUST DETERIORATION FACTORS FOR -		EGR/PMP/OXD/ / /	FAMILY 2F(F)				: 1.419	1.054	1.000	N/A)
(EVAPOR. DETERIORATION FACTORS FOR -		/ / / / /CAN	FAMILY EV-F				: N/A	N/A	N/A	0.165)
20R(TC) / EV-R (134)										
PICKUP	C PICKUP	EGR/PMP/OXD/ / /CAN	134-02	A-3	2750	4.10	0.99E-01	2.8	0.98	N/A
C HILUX 4X4	C PICKUP	EGR/PMP/OXD/ / /CAN	134-02	M-4	2750	4.10	0.19	2.1	1.1	1.6 *
C PICKUP	C HILUX 4X4	EGR/PMP/OXD/ / /CAN	134-2	M-4	3000	4.38	0.24	3.5	0.79	N/A
C HILUX CAB CHASSIS	C HILUX CAB CHASSIS	EGR/PMP/OXD/ / /CAN	134-2	M-4	3000	4.11	0.24	3.3	1.2	N/A
	C PICKUP	EGR/PMP/OXD/ / /CAN	134-02	M-5	2750	4.10	0.33	2.8	0.97	2.3 *
(EXHAUST DETERIORATION FACTORS FOR -		EGR/PMP/OXD/ / /	FAMILY 20R(TC)				: 1.102	1.035	1.093	N/A)
(EVAPOR. DETERIORATION FACTORS FOR -		/ / / / /CAN	FAMILY EV-R				: N/A	N/A	N/A	0.149)
20R(TF) / EV-R (134)										
C PICKUP	PICKUP	EGR/PMP/ / / /CAN	134-02	A-3	2750	4.10	0.32	14.	1.4	N/A
HILUX 4X4	HILUX CAB CHASSIS	EGR/PMP/ / / /CAN	134-2	M-4	3000	4.11	0.73	13.	1.6	N/A
PICKUP	HILUX 4X4	EGR/PMP/ / / /CAN	134-2	M-4	3000	4.38	0.44	11.	1.4	N/A
HILUX CAB CHASSIS	PICKUP	EGR/PMP/ / / /CAN	134-02	M-4	2750	4.10	0.78	11.	1.5	N/A
	PICKUP	EGR/PMP/ / / /CAN	134-02	M-5	2750	4.10	0.95	12.	1.5	N/A
(EXHAUST DETERIORATION FACTORS FOR -		EGR/PMP/ / / /	FAMILY 20R(TF)				: 1.000	1.000	1.000	N/A)
(EVAPOR. DETERIORATION FACTORS FOR -		/ / / / /CAN	FAMILY EV-R				: N/A	N/A	N/A	0.148)
TOYOTA - EVAP-EMISSION FAMILIES:										
EVAPORATIVE-EMISSION FAMILY TEST VEHICLES										
EV-F										
	C LAND CRUISER	EGR/PMP/OXD/ / /CAN	258-2	M-4	4000	3.70	0.18	3.3	1.2	2.1
	C LAND CRUISER WG	EGR/PMP/OXD/ / /CAN	258-2	M-4	4500	3.70	0.20	3.0	1.5	2.2
EV-R										
	C PICKUP	EGR/PMP/OXD/ / /CAN	134-02	M-4	2750	4.10	0.19	2.1	1.1	1.6
	C PICKUP	EGR/PMP/OXD/ / /CAN	134-02	M-5	2750	4.10	0.33	2.8	0.97	2.3

*NOTE: THIS VEH GENERATED EVAP EMIS AS WELL AS EXH EMIS TEST RESULTS; A COMPLETE LISTING OF ALL TEST VEHICLES BELONGING TO EACH EVAP EMIS FAMILY IS PROVIDED IN THE EVAP EMIS FAMILY SECTION BELOW.

1979 MODEL YEAR LIGHT-DUTY TRUCKS

MANUFACTURER / ENGINE FAMILY/EVAP-EMISS FAM (CUBIC INCH DISPLACEMENT) / CARLINES COVERED	VEHICLE CARLINE REPRESENTED	EMISSION CONTROL SYSTEM	ENGINE DISP.& CARB VENTURIS	TRANS	INERTIA WEIGHT CLASS (LBS)	AXLE RATIO	CERTIFICATION LEVELS EXHAUST EMISSIONS (GRAMS/MILE) HYDRO-CARBONS	CARBON MONOXIDE	OXIDES OF NITROGEN	EVAPOR. EMISSIONS (GRAMS) HYDRO-CARBONS
VOLKSWAGEN - FAMILY COMBINATIONS CERTIFIED:										
ENGINE FAMILY TEST VEHICLES										
11 / L1 (120)										
C BUS(WG.,KOM.,CAM)	C BUS(WG.,KOM.,CAM)	FI /3WY/CLS/ / /CAN	120-FI	A-3	3500	4.09	0.18	2.7	0.95	N/A
	C BUS(WG.,KOM.,CAM)	FI /3WY/CLS/ / /CAN	120-FI	M-4	3500	4.57	0.26	4.7	0.52	N/A
	(EXHAUST DETERIORATION FACTORS FOR -	FI /3WY/CLS/ / /	FAMILY 11				1.017	1.169	1.000	N/A)
	(EVAPOR. DETERIORATION FACTORS FOR -	/ / / / /CAN	FAMILY L1				N/A	N/A	N/A	0.612)
11A / L1 (120)										
C BUS(WG.,KOM.,CAM)	C BUS(WG.,KOM.,CAM)	FI /3WY/CLS/ / /CAN	120-FI	A-3	3500	4.09	0.19	2.4	1.1	N/A
	C BUS(WG.,KOM.,CAM)	FI /3WY/CLS/ / /CAN	120-FI	M-4	3500	4.57	0.27	4.2	0.63	N/A
	(EXHAUST DETERIORATION FACTORS FOR -	FI /3WY/CLS/ / /	FAMILY 11A				1.029	1.056	1.299	N/A)
	(EVAPOR. DETERIORATION FACTORS FOR -	/ / / / /CAN	FAMILY L1				N/A	N/A	N/A	0.612)
12 / L1 (120)										
BUS(WG.,KOM.,CAM)	BUS(WG.,KOM.,CAM)	FI /EGR/OXD/ / /CAN	120-FI	A-3	3500	4.09	0.54	9.5	1.4	N/A
	BUS(WG.,KOM.,CAM)	FI /EGR/OXD/ / /CAN	120-FI	M-4	3500	4.57	0.80	11.	1.6	N/A
	(EXHAUST DETERIORATION FACTORS FOR -	FI /EGR/OXD/ / /	FAMILY 12				1.096	1.000	1.000	N/A)
	(EVAPOR. DETERIORATION FACTORS FOR -	/ / / / /CAN	FAMILY L1				N/A	N/A	N/A	0.612)
VOLKSWAGEN - EVAP-EMISSION FAMILIES:										
EVAPORATIVE-EMISSION FAMILY TEST VEHICLES										
L1	C BUS(WG.,KOM.,CAM)	FI /3WY/CLS/ / /CAN	120-FI	M-4	3500	4.57	0.22	4.1	0.33	4.9
AUDI - FAMILIES CERTIFIED:										
ENGINE FAMILY TEST VEHICLES										
DA (121)										
C 5000	C 5000	EM / / / / /NON	121-FI	M-5	3000	4.30	0.67	1.5	1.6	N/A
	(EXHAUST DETERIORATION FACTORS FOR -	EM / / / / /	FAMILY DA				1.000	1.000	1.000	N/A)
CHECKER - FAMILIES CERTIFIED:										
ENGINE FAMILY TEST VEHICLES										
GM930J9 (350)										
C MARATHON/TAXICAB	C PICKUP	FI / / / / /NON	350-FI	A-3	5000	3.40	0.89	2.1	1.9	N/A
C MARATHON/TAXICAB-EC	PICKUP	FI / / / / /NON	350-FI	A-3	5000	2.76	0.68	2.0	1.7	N/A
	(EXHAUST DETERIORATION FACTORS FOR -	FI / / / / /	FAMILY GM930J9				1.156	1.097	1.060	N/A)
GENERAL MOTORS - FAMILIES CERTIFIED:										
ENGINE FAMILY TEST VEHICLES										
930H9 (260)										
C CUTLASS SALON	C CUTLASS SALON	FI / / / / /NON	260-FI	A-3	4000	2.41	0.53	1.4	1.8	N/A
C CUTLASS SUPREME	C CUTLASS SALON	FI / / / / /NON	260-FI	M-5	4000	2.56	0.66	2.1	1.7	N/A
	(EXHAUST DETERIORATION FACTORS FOR -	FI / / / / /	FAMILY 930H9				1.000	1.097	1.000	N/A)
930J9 (350)										
C CUSTOM CRUISER WG	C DELTA 88	FI / / / / /NON	350-FI	A-3	4500	2.41	0.64	1.9	1.6	N/A
C DELTA 88	C TORONADO	FI / / / / /NON	350-FI	A-3	4500	2.41	0.80	2.1	1.5	N/A
C NINETY EIGHT	C CUTLASS WAGON	FI / / / / /NON	350-FI	A-3	4000	2.29	0.75	1.9	1.6	N/A
C SEVILLE	C SEVILLE	FI / / / / /NON	350-FI	A-3	5000	2.56	0.63	2.0	1.7	N/A
C DEVILLE/BROUGHAM										
C TORONADO										
C ELDORADO										
C CUTLASS WAGON										
	(EXHAUST DETERIORATION FACTORS FOR -	FI / / / / /	FAMILY 930J9				1.171	1.186	1.000	N/A)

1979 MODEL YEAR LIGHT-DUTY DIESEL TRUCKS

MANUFACTURER / EXHAUST EMISSION FAMILIES (CUBIC INCH DISPLACEMENT) / CARLINES COVERED	VEHICLE CARLINE REPRESENTED	EMISSION CONTROL SYSTEM	ENGINE DISP.& CARB VENTURIS	T R A N S	INERTIA WEIGHT CLASS (LBS)	AXLE RATIO	CERTIFICATION LEVELS EXHAUST EMISSION (GRAMS/MILE) HYDRO-CARBONS	CARBON MONOXIDE	OXIDES OF NITROGEN	EVAPOR. EMISSIONS (GRAMS) HYDRO-CARBONS
GENERAL MOTORS - FAMILIES CERTIFIED:		ENGINE FAMILY TEST VEHICLES								
932J9 (350)										
C PICKUP	C PICKUP	FI / / / / /NON	350-FI	A-3	5000	2.76	0.68	2.0	1.7	N/A
C PICKUP	C PICKUP	FI / / / / /NON	350-FI	A-3	5000	3.40	0.89	2.1	1.9	N/A
(EXHAUST DETERIORATION FACTORS FOR -		FI / / / / /	FAMILY 932J9				1.156	1.097	1.060	N/A)
IHC - FAMILIES CERTIFIED:		ENGINE FAMILY TEST VEHICLES								
SD-331 (198)										
C SCOUT II	C TRAVELER 4X4	EGR/ / / / /NON	198-FI	M-4	4500	3.73	0.42	2.4	1.5	N/A
C TRAVELER	C TRAVELER 4X4	EGR/ / / / /NON	198-FI	M-4	4500	3.73	0.34	1.4	1.4	N/A
C SCOUT II 4X4										
C TRAVELER 4X4										
C TERRA										
(EXHAUST DETERIORATION FACTORS FOR -		EGR/ / / / /	FAMILY SD-331				1.000	1.000	1.000	N/A)
MERCEDES BENZ - FAMILIES CERTIFIED:		ENGINE FAMILY TEST VEHICLES								
79/2/L4D/24 (147)										
C 240D/280E/300D	C 240D/280E/300D	OTR/ / / / /NON	147-FI	A-4	3500	3.69	0.29	1.1	1.6	N/A
	C 240D/280E/300D	OTR/ / / / /NON	147-FI	M-4	3500	3.69	0.18	0.85	1.5	N/A
(EXHAUST DETERIORATION FACTORS FOR -		OTR/ / / / /	FAMILY 79/2/L4D/24				1.000	1.000	1.000	N/A)
79/2/L5D/30 (183)										
C 240D/280E/300D - C 300TD	C 240D/280E/300D	FI / / / / /NON	183-FI	A-4	4000	3.46	0.32	1.6	2.0	N/A
(EXHAUST DETERIORATION FACTORS FOR -		FI / / / / /	FAMILY 79/2/L5D/30				1.000	1.000	1.000	N/A)
79/2/L5DT/30 (183)										
C 280SE/300SD	C 280SE/300SD	OTR/ / / / /NON	183-FI	A-4	4000	3.07	0.22	1.0	1.8	N/A
(EXHAUST DETERIORATION FACTORS FOR -		OTR/ / / / /	FAMILY 79/2/L5DT/30				1.241	1.122	1.000	N/A)
PEUGEOT - FAMILIES CERTIFIED:		ENGINE FAMILY TEST VEHICLES								
XD (141)										
C 504	C 504	FI / / / / /NON	141-FI	A-3	3500	3.78	0.73	2.0	1.7	N/A
C 504 WAGON	C 504	FI / / / / /NON	141-FI	M-4	3500	3.70	0.71	2.8	1.4	N/A
	C 504 WAGON	FI / / / / /NON	141-FI	M-4	3500	4.11	1.1	2.9	1.3	N/A
(EXHAUST DETERIORATION FACTORS FOR -		FI / / / / /	FAMILY XD				1.012	1.453	1.262	N/A)
VOLKSWAGEN - FAMILIES CERTIFIED:		ENGINE FAMILY TEST VEHICLES								
D (90)										
C RABBIT	C DASHER WAGON	NON/ / / / /NON	90-FI	M-4	2500	4.10	0.55	1.2	1.4	N/A
C DASHER	C RABBIT	NON/ / / / /NON	90-FI	M-4	2250	3.90	0.61	1.0	1.3	N/A
C DASHER WAGON	C RABBIT	NON/ / / / /NON	90-FI	M-5	2250	3.90	0.55	1.0	1.2	N/A

1979 MODEL YEAR LIGHT-DUTY DIESEL VEHICLES

MANUFACTURER EXHAUST EMISSION FAMILIES (CUBIC INCH DISPLACEMENT) CARLINES COVERED	VEHICLE CARLINE REPRESENTED	EMISSION CONTROL SYSTEM	ENGINE DISP.& CARB VENTURIS	TRANS	INERTIA WEIGHT CLASS (LBS)	AXLE RATIO	CERTIFICATION LEVELS EXHAUST EMISSION (GRAMS/MILE) HYDRO-CARBONS	CARBON MONOXIDE	OXIDES OF NITROGEN	EVAPOR. EMISSIONS (GRAMS) HYDRO-CARBONS
VOLKSWAGEN - FAMILIES CERTIFIED:										
ENGINE FAMILY TEST VEHICLES										
D (CONT.)										
(EXHAUST DETERIORATION FACTORS FOR - NON/	/	/	/	/	FAMILY D		: 1.000	1.000	1.308	N/A)

[FR Doc. 79-22058 Filed 7-18-79; 8:45 am]

BILLING CODE 6560-01-C